



# Mutual Fund Distributors



**Workbook for**

**NISM-Series-V-A: Mutual Fund Distributors Certification Examination**



**National Institute of Securities Markets**  
**[www.nism.ac.in](http://www.nism.ac.in)**

This workbook has been developed to assist candidates in preparing for the National Institute of Securities Markets (NISM) Certification Examination for Mutual Fund Distributors.

**Workbook Version: August 2025<sup>1</sup>**

Published by:

National Institute of Securities Markets

© National Institute of Securities Markets, 2020

NISM Registered Office

5<sup>th</sup> floor, NCL Cooperative Society,

Plot No. C-6, E-Block, Bandra Kurla Complex,

Bandra East, Mumbai, 400051

National Institute of Securities Markets

Patalganga Campus

Plot IS-1 & IS-2, Patalganga Industrial Area

Village Mohopada (Wasambe)

Taluka-Khalapur

District Raigad-410222

Website: [www.nism.ac.in](http://www.nism.ac.in)

All rights reserved. Reproduction of this publication in any form without prior permission of the publishers is strictly prohibited.

---

<sup>1</sup>Note: The updates made in the workbook (version: August 2025) have been highlighted in YELLOW for easy identification. Kindly refer to the workbook (version: August 2025) for appearing in the Series V-A: Mutual fund Distributors Certification Examination on or after October 15, 2025."

## **Foreword**

NISM is a leading provider of high-end professional education, certifications, training and research in financial markets. NISM engages in capacity building among stakeholders in the securities markets, through professional education, financial literacy, enhancing governance standards and fostering policy research.

The NISM certification programs aim at enhancing the quality and standards of professionals employed in various segments of the financial sector. NISM develops and conducts certification examinations and Continuing Professional Education (CPE) programs that aim at ensuring that professionals meet the defined minimum common knowledge benchmark for various critical securities market functions.

NISM certification examinations and educational programs service different securities market intermediaries focusing on varied product lines and functional areas. NISM certifications have established knowledge benchmarks for various market products and functions such as equities, mutual funds, derivatives, compliance, operations, advisory and research. NISM certification examinations and training programs provide a structured learning plan and career path to students and job aspirants, wishing to make a professional career in the securities markets.

NISM supports candidates by providing lucid and focused workbooks that assist them in understanding the subject and preparing for NISM Examinations. The book covers all important topics to enhance the quality of sales, distribution and related support services in the mutual fund industry. It covers topics related to the basics of mutual funds, their role and structure, different kinds of mutual fund schemes and their features, accounting, valuation and taxation aspects underlying mutual funds and their distribution. The book also discusses the concept of scheme evaluation, services to investors and prospective investors. It will be immensely useful to all those who want to have a better understanding of Indian mutual fund industry.

**Sashi Krishnan**  
**Director**

## **Disclaimer**

The contents of this publication do not necessarily constitute or imply its endorsement, recommendation, or favoring by the National Institute of Securities Markets (NISM) or the Securities and Exchange Board of India (SEBI). This publication is meant for general reading and educational purpose only.

The statements/explanations/concepts are of general nature and may not have taken into account the particular objective/ move/ aim/ need/ circumstances of individual user/ reader/ organization/ institute. Thus, NISM and SEBI do not assume any responsibility for any wrong move or action taken based on the information available in this publication.

Therefore, before acting on or following the steps suggested on any theme or before following any recommendation given in this publication user/reader should consider/seek professional advice.

The publication contains information, statements, opinions, statistics and materials that have been obtained from sources believed to be reliable and the publishers of this title have made best efforts to avoid any errors. However, publishers of this material offer no guarantees and warranties of any kind to the readers/users of the information contained in this publication.

Since the work and research is still going on in all these knowledge streams, NISM and SEBI do not warrant the totality and absolute accuracy, adequacy or completeness of this information and material and expressly disclaim any liability for errors or omissions in this information and material herein. NISM and SEBI do not accept any legal liability whatsoever based on any information contained herein.

While the NISM Certification examination will be largely based on material in this workbook, NISM does not guarantee that all questions in the examination will be from material covered herein.

## **Acknowledgement**

This workbook has been developed and reviewed jointly by the Certification Team of National Institute of Securities Markets (NISM), NISM Resource Persons—Mr. Sundar Sankaran, Ms. Sunita Abraham and Mr. Amit Trivedi. NISM gratefully acknowledges the contribution of the Examination Committee for NISM-Series-V-A: Mutual Fund Distributors Certification Examination consisting of industry experts.

## **About NISM Certifications**

The Centre for Capacity Building at NISM is engaged in developing and administering Certification Examinations and CPE Programs for professionals employed in various segments of the Indian securities markets. These Certifications and CPE Programs are being developed and administered by NISM as mandated under Securities and Exchange Board of India (Certification of Associated Persons in the Securities Markets) Regulations, 2007.

The skills, expertise and ethics of professionals in the securities markets are crucial in providing effective intermediation to investors and in increasing the investor confidence in market systems and processes. The Centre for Capacity Building seeks to ensure that market intermediaries meet defined minimum common benchmark of required functional knowledge through Certification Examinations and Continuing Professional Education Programmes on Mutual Funds, Equities, Derivatives Securities Operations, Compliance, Research Analysis, Investment Advice and many more.

Certification creates quality market professionals and catalyzes greater investor participation in the markets. Certification also provides structured career paths to students and job aspirants in the securities markets.

## **About the Certification Examination for Mutual Fund Distributors**

The examination seeks to create a common minimum knowledge benchmark for all persons involved in selling and distributing mutual funds including:

- Individual Mutual Fund Distributors
- Employees of organizations engaged in sales and distribution of Mutual Funds
- Employees of Asset Management Companies especially persons engaged in sales and distribution of Mutual Funds

The certification aims to enhance the quality of sales, distribution and related support services in the mutual fund industry.

## **Examination Objectives**

On successful completion of the examination, the candidate should:

- Know the basics of mutual funds, their role and structure, different kinds of mutual fund schemes and their features.
- Understand how mutual funds are distributed in the market-place, how schemes are to be evaluated, and how suitable products and services can be recommended to investors and prospective investors in the market.

- Get oriented to the legalities, accounting, valuation and taxation aspects underlying mutual funds and their distribution.

### **Assessment Structure**

The examination consists of 100 questions of 1 mark each and should be completed in 2 hours. The passing score for the examination is 50 percent. There shall be no negative marking.

### **How to register and take the examination**

To find out more and register for the examination please visit [www.nism.ac.in](http://www.nism.ac.in)

## Contents

<b>CHAPTER 1: INVESTMENT LANDSCAPE.....</b>	<b>13</b>
1.1 <i>Investors and their Financial Goals.....</i>	13
1.2 <i>Savings or Investments?.....</i>	17
1.3 <i>Different Asset Classes.....</i>	19
1.4 <i>Investment Risks.....</i>	23
1.5 <i>Risk Measures and Management Strategies.....</i>	27
1.6 <i>Behavioural Biases in Investment Decision Making.....</i>	28
1.7 <i>Risk Profiling.....</i>	30
1.8 <i>Understanding Asset Allocation.....</i>	30
1.9 <i>Do-it-yourself versus Taking Professional Help.....</i>	32
<b>CHAPTER 2: CONCEPT AND ROLE OF A MUTUAL FUND.....</b>	<b>36</b>
2.1 <i>Concept of a Mutual fund.....</i>	36
2.2 <i>Classification of Mutual Funds.....</i>	44
2.3 <i>Growth of the mutual fund industry in India.....</i>	58
<b>CHAPTER 3: LEGAL STRUCTURE OF MUTUAL FUNDS IN INDIA.....</b>	<b>61</b>
3.1 <i>Structure of Mutual Funds in India.....</i>	61
3.2 <i>Key Constituents of a Mutual Fund.....</i>	62
3.3 <i>Organization Structure of Asset Management Company.....</i>	67
3.4 <i>Role and Support function of Service Providers.....</i>	69
3.5 <i>Role and Function of AMFI.....</i>	73
<b>CHAPTER 4: LEGAL AND REGULATORY FRAMEWORK.....</b>	<b>76</b>
4.1 <i>Role of Regulators in India.....</i>	76
4.2 <i>Role of Securities and Exchange Board of India.....</i>	76
4.3 <i>Due Diligence Process by AMCs for Distributors of Mutual Funds.....</i>	90
4.4 <i>Investor Grievance Redress Mechanism.....</i>	91
4.5 <i>AMFI Code of Conduct for Intermediaries.....</i>	92
<b>CHAPTER 5: SCHEME RELATED INFORMATION.....</b>	<b>95</b>
5.1 <i>Mandatory Documents.....</i>	95
5.2 <i>Non-Mandatory Disclosures.....</i>	111
<b>CHAPTER 6: FUND DISTRIBUTION AND CHANNEL MANAGEMENT PRACTICES.....</b>	<b>114</b>

6.1	<i>The role and importance of mutual fund distributors.....</i>	114
6.2	<i>Different kinds of mutual fund distributors .....</i>	115
6.3	<i>Modes of distribution.....</i>	117
6.4	<i>Pre-requisites to become Distributor of a Mutual Fund .....</i>	120
6.5	<i>Revenue for a mutual fund distributor .....</i>	123
6.6	<i>Commission Disclosure mandated by SEBI .....</i>	127
6.7	<i>Due Diligence Process by AMCs for Distributors of Mutual Funds.....</i>	128
6.8	<i>Difference between distributors and Investment Advisors.....</i>	128
6.9	<i>Nomination facilities to Agents/Distributors and Payment of Commission to Nominee 131</i>	
6.10	<i>Change of distributor.....</i>	132
<b>CHAPTER 7: NET ASSET VALUE, TOTAL EXPENSE RATIO AND PRICING OF UNITS .....</b>		<b>135</b>
7.1	<i>Fair Valuation Principles .....</i>	135
7.2	<i>Computation of Net Assets of Mutual Fund Scheme and NAV.....</i>	139
7.3	<i>Dividends &amp; Distributable Reserves .....</i>	148
7.4	<i>Concept of Entry and Exit Load and its impact on NAV.....</i>	149
7.5	<i>Key Accounting and Reporting Requirements .....</i>	150
7.6	<i>NAV, Total expense ratio and pricing of units for the Segregated Portfolio.....</i>	151
<b>CHAPTER :8 TAXATION .....</b>		<b>153</b>
8.1	<i>Applicability of taxes in respect of mutual funds.....</i>	153
8.2	<i>Capital Gains.....</i>	155
8.3	<i>Dividend income (IDCW option).....</i>	157
8.4	<i>Stamp Duty on Mutual Fund Units .....</i>	158
8.5	<i>Setting off of Capital Gains and Losses under Income Tax Act.....</i>	159
8.6	<i>Securities Transaction Tax .....</i>	159
8.7	<i>Tax benefit under Section 80C of the Income Tax Act .....</i>	160
8.8	<i>Tax Deducted at Source .....</i>	161
8.9	<i>Applicability of GST.....</i>	161
<b>CHAPTER 9: INVESTOR SERVICES .....</b>		<b>163</b>
9.1	<i>The NFO process .....</i>	163
9.2	<i>New Fund Offer Price/On-going Offer Price for subscription.....</i>	164
9.3	<i>Investment Plans and Services.....</i>	165

9.4	<i>Allotment of Units to the Investor</i> .....	169
9.5	<i>Account statements for investments</i> .....	170
9.6	<i>Mutual Fund Investors</i> .....	171
9.7	<i>Filling the Application Form for Mutual Funds</i> .....	173
9.8	<i>Financial Transactions with Mutual Funds</i> .....	177
9.9	<i>Cut-off Time and Time Stamping</i> .....	189
9.10	<i>KYC Requirements for Mutual Fund Investors</i> .....	192
9.11	<i>Systematic Transactions</i> .....	200
9.12	<i>Operational aspects of Systematic Transactions</i> .....	204
9.13	<i>Non-Financial Transactions in Mutual Funds</i> .....	208
9.14	<i>Change in Status of Special Investor Categories</i> .....	213
9.15	<i>Investor transactions – turnaround times</i> .....	217
	<b>CHAPTER 10: RISK, RETURN AND PERFORMANCE OF FUNDS</b> .....	<b>223</b>
10.1	<i>General and Specific Risk Factors</i> .....	223
10.2	<i>Factors that affect mutual fund performance</i> .....	235
10.3	<i>Drivers of Returns and Risk in a Scheme</i> .....	237
10.4	<i>Measures of Returns</i> .....	246
10.5	<i>SEBI Norms regarding Representation of Returns by Mutual Funds in India</i> .....	251
10.6	<i>Risks in fund investing with a focus on investors</i> .....	251
10.7	<i>Measures of Risk</i> .....	254
10.8	<i>Certain Provisions with respect to Credit risk</i> .....	257
	<b>CHAPTER 11: MUTUAL FUND SCHEME PERFORMANCE</b> .....	<b>265</b>
11.1	<i>Benchmarks and Performance</i> .....	265
11.2	<i>Price Return Index or Total Return Index</i> .....	266
11.3	<i>Basis of Choosing an appropriate performance benchmark</i> .....	266
11.4	<i>Benchmarks for equity schemes</i> .....	267
11.5	<i>Benchmarks for Debt Schemes</i> .....	268
11.6	<i>Benchmarks for Other Schemes</i> .....	269
11.7	<i>Quantitative Measures of Fund Manager Performance</i> .....	271
11.8	<i>Tracking Error</i> .....	274
11.9	<i>Scheme Performance Disclosure</i> .....	274
	<b>CHAPTER 12: MUTUAL FUND SCHEME SELECTION</b> .....	<b>279</b>

<i>12.1 Scheme Selection based on Investor needs, preferences and risk-profile.....</i>	<i>279</i>
<i>12.2 Risk levels in mutual fund schemes.....</i>	<i>281</i>
<i>12.3 Scheme Selection based on investment strategy of mutual funds .....</i>	<i>284</i>
<i>12.4 Selection of Mutual Fund scheme offered by different AMCs or within the scheme category.....</i>	<i>291</i>
<i>12.5 Selecting options in mutual fund schemes.....</i>	<i>294</i>
<i>12.6 Do's and Don'ts while selecting mutual fund schemes.....</i>	<i>295</i>
Appendix 1: Fifth Schedule of Securities and Exchange Board of India (Mutual Funds) Regulations, 1996 [Regulations 18(22), 25(16), 68(h)].....	298
Appendix 2: AMFI Code of Ethics.....	299
Appendix 3: AMFI's Code of Conduct for Intermediaries of Mutual Funds.....	304
Appendix 4: Additional knowledge resources.....	311

### Syllabus Outline with Weightages

<b>Unit No.</b>	<b>Unit Name</b>	<b>Weightage</b>
Unit 1	Investment Landscape	8
Unit 2	Concept & Role of a Mutual Fund	6
Unit 3	Legal Structure of Mutual Funds in India	4
Unit 4	Legal and Regulatory Framework	10
Unit 5	Scheme Related Information	10
Unit 6	Fund Distribution and Channel Management Practices	6
Unit 7	Net Asset Value, Total Expense Ratio and Pricing of units	8
Unit 8	Taxation	4
Unit 9	Investor Services	15
Unit 10	Risk, Return and Performance of Funds	7
Unit 11	Mutual Fund Scheme Performance	7
Unit 12	Mutual Fund Scheme Selection	15

## CHAPTER 1: INVESTMENT LANDSCAPE

### Learning Objectives:

After studying this chapter, you should understand about:

- Investors and their financial goals
- Saving or investment
- Different asset classes
- Investment risks
- Risk measures and management strategies
- Behavioral biases in investment decision making
- Risk profiling
- Understanding asset allocation
- Do-it-yourself v/s taking professional help

### 1.1 Investors and their Financial Goals

“Please suggest some good investments.” “Which mutual fund schemes should one buy this year?” “Which is the best mutual fund scheme?” “Which is the best investment?” “Should I invest in stocks or real estate?” “What is your view of the stock market?” “Are my investments proper? Or should I make some changes?”

One hears these and many similar questions, very regularly. There is an issue with these questions. These are about the investments and not the investor. The investor’s needs are not even discussed, and probably not even considered important.

As leadership guru and bestselling author Simon Sinek says, “Start with Why”. The discussion of investments must start with “why” – the purpose of investment. “Why is one investing?”

#### 1.1.1 Why Investments?

Let us take a look at some examples:

Shalini, an eight-year-old girl, lives in a mid-size town in North India with her parents. She is highly inspired by watching the recent success of India’s space programs, in which some women scientists played a huge role. She wants to become a space scientist. Her parents, Mrs. And Mr. Gupta want to support her pursue her dream.

Rabindra, 45 years old, is working as an engineer in a large multinational firm. His wife is a homemaker. Since the company does not provide any pension plan, he is worried about how they would be able to live a comfortable life once he retires from the job.

Surinder Singh has recently moved to a large city from his hometown, as he got a promotion

and a transfer in the company where he works. While his job is very good, he is facing trouble in settling down with a house. He is tired of going house-hunting every now and then and is thinking of buying his own house in the near future.

Mrs. D'Souza has recently retired from her job. She received a large sum as retirement benefits. She intends to invest the same in order to receive regular income to live a comfortable life.

### **1.1.2 Financial Goals**

The above are some examples of common situations we see regularly in our own life or the lives of people around us. Though there is no explicit mention of money in these examples, we intuitively know that money would be involved in each of these situations, whether Shalini has to be educated well, or Surinder Singh has to buy a house, or Mrs. D'Souza or Rabindra have to fund their lives in retirement. In the investment world, the requirements of these four are known as financial objectives. When we assign amounts and timelines to these objectives, we convert these into **financial goals**.

There are numerous examples of such financial goals. Among the most common are funding a child's education, the cost of the marriage of one's son or daughter, funding the lifestyle in retirement, buying a vehicle, buying or renovating one's house, taking a big vacation. At the same time, there could be some not-so-common ones like starting one's own business or taking a sabbatical from work and fund one's higher education.

Goal setting is a very important exercise while planning for investments. As seen above, all the financial goals are about the need for money that cannot be fulfilled through the inflow at that time. While the expenses for the goal may be high or low, the income (from salary, professional fees, etc.) may be less than the amount required to fund the goal. This is where money needs to be withdrawn from the investments – in other words, this is why one needs to invest the money.

The first step in goal setting is to identify these events in life. Some of these are desirable and can be planned, whereas some others, which may be undesirable, may spring up as surprises. Those events with a potential negative outcome would be undesirable. Some of the examples of the same are the death of a family member, hospitalization, accident, theft, fire, etc. One cannot plan to fund the expenses associated with such events through investments, though we can create an emergency fund using some savings and investment products. Apart from the emergency fund, one may buy insurance policies to cover the risks of such events.

After identifying the events, one needs to assign priorities—which of these are more important than the others. Retirement or children's education fall into the responsibility's category, whereas a grand vacation may be a good-to-have goal. Having said that, it is only the individual and the family that can decide which is which. A financial advisor or a mutual fund distributor may only guide and help one take an appropriate decision. At the same time, the role of such an intermediary would be very important.

After that, one needs to assign a timeline as well as the amount of funding required at the time of such events. Take for example, if someone is planning to buy a house, one needs to decide the type of house one wants, as well as the location. These inputs would help arrive at approximate cost. After that one needs to decide by when one would like to buy this. Both the timeline and amount are critical for one to be able to plan to achieve the goal.

Such an exercise allows one to classify the goals in terms of the timeline – are the goals in the near term, or far in the future?

### 1.1.3 Short term needs versus Long Term Goals

Take a relook at the examples at the beginning of the chapter. Shalini’s higher education is roughly ten years away, whereas Rabindra may work for another fifteen years. On the other hand, Surinder Singh may need to buy a house in the next couple of years. Mrs. D’Souza’s case is interesting since she has a need for income from investments in the immediate term, but the same must also continue for a long and uncertain period, as the income is required for life. Rabindra would also enter a similar situation on retirement.

The retirement goal can be broken into two parts – accumulating a sum for retirement and then taking income out of the corpus thus accumulated. Another look at the two approaches to classify the goals indicates that the goals can be placed in the following matrix:

	<b>Critically important (responsibilities or needs)</b>	<b>Dreams</b>	<b>Good-to-have</b>
<b>Immediate term</b>			
<b>Near term</b>			
<b>Medium term</b>			
<b>Long term</b>			

This looks very similar to the urgent v/s important matrix that Stephen Covey discussed in his bestseller “The Seven Habits of Highly Effective People”. The matrix is referred to in the context of time management, and it classifies various tasks one undertakes during the day, as well as over a period. Let us take a look at the matrix:

<b>The Time Management Matrix</b>		
	<b>Urgent</b>	<b>Not Urgent</b>
<b>Important</b>	I	II
<b>Not Important</b>	III	IV

*(Source: The Seven Habits of Highly Effective People, by Stephen R Covey)*

In the book, Covey says that as long as you keep focusing on Quadrant I, it keeps getting bigger

and bigger and then starts to dominate you. This quadrant referred to by Covey is “urgent and important”. When that happens, the ‘important but not-so-urgent’ tasks are not planned for in time until they also enter the quadrant 1, becoming urgent. The same principle applies to financial goals, too. A large number of people struggle with their finances since they do not plan for the important and not urgent events in life.

Wisdom suggests that if one plans well for those important and not urgent tasks (and goals), life changes for the better. In order to achieve this, it is important to first classify the financial goals – those events in life in terms of timeline and importance in one’s life.

#### **1.1.4 Financial Goals, Time Horizon for their achievement and Inflation**

The next step would be to assign amounts to the financial goals. In the process of planning, this is an important question: How much would it cost? Shalini, the eight-year-old, wants to be a space scientist, for which she needs good quality education. How much would such education cost? Well, this question must be answered in terms of the amount needed when Shalini reaches college. And that is roughly a decade from now. In such a case, the costs are quite likely to move up. Such a rise in the cost of the goals is called inflation. It applies to many other areas of personal finance. This is known as inflation with respect to the goal value.

Inflation adjustment for the goal values is critical, without which the entire planning can go haywire. The cost of education has been going up at a very fast pace over the last few decades. Similar is the case of the cost of healthcare, which can have a big impact on the expenses during the retirement years.

#### **1.1.5 The Pool Approach**

Some people have a pool of savings / investment and meet their financial requirements from the pool. It is possible to manage that way. However, the lacuna is, you are not sure of the horizon for the investments. As we will see going ahead, knowing your horizon is important for investment decisions.

#### **Case Study:**

In case of Shalini’s higher education. Assume that the cost of her higher education is Rs. 50 lacs (in today’s price), whereas Shalini would go to college 10 years later. If the inflation in college fees is expected to be 8 percent p.a., her parents need to provide for Rs. 1,07,94,625 in 10 years, approximately.<sup>2</sup> There are too many assumptions involved here—the course Shalini would pursue, the cost of the education, and the inflation. However, one needs to start with some assumptions to plan properly. Else, the parents may plan to accumulate Rs. 50 lacs, which would be grossly insufficient.

---

<sup>2</sup>Note: Inflation numbers are taken based on random assumptions, and only for illustration purposes.

Inflation has a long-term impact, and hence while planning for funding all the long-term goals, one must consider inflation in the cost of the goal. On the other hand, the immediate term and near-term goals may not have a big impact due to changes in price.

As mentioned earlier, inflation is the rise in prices of various products, and services consumed. If the inflation is 6 percent p.a., the household expenses would be higher a year later in comparison to today's cost of living. If a family's monthly expenses are Rs. 30,000 currently, they would be spending Rs. 31,800 next year if the inflation is 6 percent. This does not look like much, but if the inflation stays at the same level, this family's monthly expenses would be roughly Rs. 53,725 after 10 years; and Rs. 96,214 after 20 years.

There is one thing common in all these financial goals: a mismatch of cash flows. Either the expenses are far higher than the income at that point in time, or there is no income at the time of funding these goals. Since these are future goals, an investor may have time to accumulate one's savings; and grow them through appropriate investment avenues.

## **1.2 Savings or Investments?**

Before taking a look at various investment options available for an investor, some important questions need to be tackled. Do the two words "saving" and "investment" mean the same thing? Or are they different words? If these are different things, which is better – saving or investing? Such clarification is warranted since many individuals use the two terms interchangeably.

The word "saving" originates from the same root as "safe". The safety of money is of critical importance here. Whereas, when one invests money, the primary objective typically is to earn profits. The important point to note here is that there is a trade-off between risk and return.

The other difference is evident from the dictionary definition of "saving" – reduction in the amount of money used. This definition refers to reducing consumption so that some money is saved. It is this saved money that can be invested. In other words, saving and investing are not to be considered as two completely different things, but two steps of the same process – in order to invest money, one needs to save first. Thus, saving precedes investing.

### **1.2.1 Factors to evaluate investments**

The three most important factors to evaluate investments are safety, liquidity, and returns. In addition to these, there are few more parameters such as convenience, ticket size (or the minimum investment required), taxability of earnings, tax deduction, etc. These factors have been discussed below:

**Safety:** This begins with the safety of capital invested. However, one could stretch that to also include the degree of surety of income from investment. In order to understand the safety of an investment, it is important to understand the risks involved.

**Liquidity:** How easily can one liquidate the investment and convert it to cash? The degree of ease is different across different categories, and even within the categories, the same could be different across products. Sometimes, the nature of the product could be such that selling it is difficult, whereas sometimes there could be some operational features, e.g., a lock-in for a certain period, after which one may be able to liquidate the investment; or a penalty for an early exit. While such a penalty does not hamper liquidity, it only lowers the investment returns. Another aspect that one may also want to look at is divisibility. Is it possible to liquidate part of the investment or is it necessary to sell the whole thing?

**Returns:** As seen earlier in the definition of investments, the major purpose is to get some returns from investment. Such returns may be in the form of regular (or periodic) income, also known as current income; and capital appreciation, or capital gains.

The current income is receivable periodically, without having to sell the investment, whereas the capital gains can be realized only when one sells the investment.

The exit charges or penalty would bring down the returns, as seen earlier. Hence, whenever there are any such charges for withdrawals (including early withdrawals), the same must be considered as a trade-off between liquidity and returns.

**Convenience:** Any investment must be evaluated in terms of convenience with respect to investing, taking the money out—fully or partially, as well as the investor's ability to conveniently check the value of the investment, as well as to receive the income.

**Ticket size:** What is the minimum amount required for investment? There are some avenues where an investor can start investing amounts as small as Rs. 50 or Rs. 100, whereas some require more than Rs. 1 lakh, and sometimes more than Rs. 1 crore. This becomes an important factor while taking a decision about the selection of investment options. At the same time, this must not be the only factor. Some investors (though a very small number) have started considering certain investments (requiring large amounts), only because they could afford the same, without checking whether they needed it, or if that was appropriate for their situation and goals.

**Taxability of income:** What one retains after taxes is what matters, and hence, taxation of the earnings is another important factor that one must consider. While looking at the taxability of income, it is critical to evaluate various other factors, too, and not look at taxation in isolation. For example, some products may offer lower tax on investment returns, but the safety also may be low. At the same time, there could be some products that may offer low tax on investment returns, only if the investor stays invested for a certain term, or till the maturity of the product. In other words, if the investor sells the investment before maturity (or a certain minimum period), the investment returns may be taxable.

**Tax deduction:** A related matter is the tax deduction that may be available in case of certain products. Such a deduction effectively increases the return on investment, since the same is

calculated after factoring the net amount invested.

However, where a deduction is available, the product may have a lock-in period of certain years. Once again, this is a trade-off between liquidity and tax deduction.

The above discussion offers a good framework for the evaluation of investment products. However, as mentioned earlier, no factor should be seen in isolation. One also must consider the investor's situation while evaluating the avenues.

### **1.3 Different Asset Classes**

Various investment avenues can be grouped in various categories, called asset classes. An asset class is a grouping of investments that exhibit similar characteristics. There are four broad asset categories or asset classes, and then there are various subcategories, within each of these. The four broad categories—Real estate, Commodities, Equity and Fixed income.

#### **1.3.1 Real Estate**

Real estate is considered as the most important and popular among all the asset classes. However, the popularity of this asset category is large because of a reason not related to investment. For those who have bought their own houses, it is the largest expense in life. The word used here is “expense”, and not “investment”. This would be elaborated later, but it is pertinent to mention here that in majority of cases, individuals purchase real estate for self-occupation. This should not be considered as an investment, since selling the same may have a negative impact on one's lifestyle.

Real estate could be further classified into various categories, viz., residential real estate, land, commercial real estate, etc.

As an asset category, real estate exhibits certain traits, some of which are listed as under:

- Location is the most important factor impacting the performance of an investment in real estate
- Real estate is illiquid
- It is not a divisible asset
- One can invest in physical real estate, as well as in the financial form
- Apart from capital appreciation, it can also generate current income in form of rents
- In case of real estate, the transaction costs, e.g., brokerage charges, registration charges, etc. are quite high. This would bring down the return on investment.
- The cost of maintenance of the property, as well as any taxes payable must be adjusted before calculating the return on investment, something that many individual investors do not. These expenses are also quite high, and cannot be ignored.
- The investments acquired or sold shall be accounted at transaction price excluding all transaction costs such as brokerage, stamp charges and any charge customarily included in the broker's contract note that are attributable to acquisition/sale of investments.

### **1.3.2 Commodities**

This is another asset category that people at large are familiar with in various ways. On a regular basis, people consume many commodities, e.g., agricultural commodities like spices; petroleum products such as petrol and diesel; or metals like gold and silver. However, it is not possible to invest in most of these, as many of these are either perishable and hence cannot be stored for long, or storage of the same could take a lot of space, creating a different kind of difficulties.

Though there are commodities derivatives available on many commodities, it may not be wise to call these “investments” for two reasons, (1) these are leveraged contracts, i.e., one can take large exposure with a small of money making it highly risky and (2) these are normally short-term contracts, whereas the investors’ needs may be for longer periods.

On the other hand, there are at least two commodities that many investors are quite familiar with as investment avenues, viz., gold, and silver.

When someone invests in these commodities, the prices are almost in sync across the world. It is easy to understand the prices of gold and silver across countries by simply looking at the foreign exchange rate between the two countries’ currencies, and making adjustments for various costs and restrictions imposed by any of the countries. In this manner, these two are globally accepted assets.

Both these commodities have been used as investments or storage of value for long. In fact, the history of currency would be incomplete without mention of these two. Gold has also been considered by many as a safe haven asset. In case of failure of an economy, or a currency, gold is considered to be the final shelter. However, the opposite camp also comes with very strong arguments. Many currencies across the world were pegged to the gold reserves available with the central bank of the country for long. However, this so-called gold standard has been done away with a few decades ago. And still, most of the central banks hold gold in their reserves.

An investor in these commodities would have to count only on capital appreciation since these do not generate any current income.

Gold and silver come in varying degrees of purity. Each one can be bought at different prices from the market. However, for a large majority of investors, it is almost impossible to make out the level of purity. If we opt for a purity certificate, the cost goes up and without one, the risk of getting lower quality metal is high.

### **1.3.3 Fixed Income**

When someone borrows money, one has to return the principal borrowed to the lender in the future. There could also be some interest payable on the amount borrowed. There are

various forms of borrowing, some of which are through marketable instruments like bonds and debentures<sup>3</sup>.

There are many issuers of such papers, e.g., Companies, Union Government, State Governments, Municipal Corporations, banks, financial institutions, public sector enterprises, etc.

Many bonds pay regular interest; thus, the investors can expect current income. At the same time, if someone has invested at the time of issuance of the bond and hold the same till maturity, in almost all cases, there would be no capital gains. On the other hand, a transaction through secondary market – whether at the time of buying or at the time of selling, or both – may result into capital gains or losses.

Bonds are generally considered to be safer than equity. However, these are not totally free from risks. These risks will be discussed in detail later in the chapter.

Bonds can be classified into subcategories on the basis of issuer type i.e., issued by the government or corporates or on the basis of the maturity date: short term bonds (ideal for liquidity needs), medium term bonds, and long-term bonds (income generation needs).

### **1.3.4 Equity**

This is the owner's capital in a business. Someone who buys shares in a company becomes a part-owner in the business. In that sense, this is risk capital, since the owner's earnings from the business are linked to the fortunes, and hence the risks, of the business. When one buys the shares of a company through the secondary market, the share price could be high or low in comparison to the fair price.

Historically, equity investing has generated returns in excess of inflation, which means the purchasing power of one's money has increased over the years. It has also delivered higher returns than other investment avenues, most of the time, if one considers long investment periods. Since the base year of 1979, Sensex has grown from a level of 100 to around 66000 i.e., July 2023. This is an appreciation of around 16 percent p.a., compounded annually.<sup>4</sup>

Apart from long term capital appreciation, equity share owners may also receive dividends from the company. Such dividends are shared out of the profit that the company has generated from its business operations. If the company does really well, the dividends tend to grow over the years.

To sum up, equity share prices generally fluctuate a lot, often without regard to the business fundamentals. However, over long periods of time, the share prices follow the fortunes of the

---

<sup>3</sup>We would use the two words bonds and debentures interchangeably in this discussion.

<sup>4</sup>Sensex is BSE's benchmark index representing shares of 30 large-sized companies. It is also considered to be one of the bellwether indices, a barometer of what is happening in the stock market in India.

firm. If the profits of the company continue to grow over the years, the share price follows.

**There are similarities and differences between the various asset categories.**

Investments in equity and bonds can be done only in financial form, whereas one can buy the other two assets, viz., real estate and commodities either in financial or in physical form. It is this physical form that gives a feeling of safety to many. Anything that is tangible is perceived to be safer than something intangible.

Real estate and commodities differ from equity and bonds in another way, too. These could be bought as an investment or for consumption purposes. For example, one may invest in residential property and give it on rent to generate income. This is an investment. At the same time, one may also buy a flat to live in—for residential purposes. Such a self-occupied house may not be an investment. A similar logic may be applied to gold and silver by checking whether one has invested in the metal or bought the same for personal use.

When someone invests in equity shares, part of the profits made by the company may be shared with the investor. With a careful analysis of various equity shares, it is possible to receive a periodic income (though without any guarantee about how much would one receive, and whether one receives anything at all). Similarly, real estate could be given on rent to generate intermittent cash flow. Bonds pay interest income. It is the commodities where such intermittent cash flow is not generated.

An investor in equity, real estate and commodities is an owner of the asset, whereas an investor in bonds has lent money to someone. In such a case, the lender's receipts—be its interest payments or return of principal amount invested – are agreed at the time of the issue of such instruments. In all the other three cases, the investor's cash flows (or receipts) are unknown. To that extent, the future returns from these assets, which may also be called ownership assets, would be highly uncertain in comparison to the lending assets like bonds or fixed deposits.

While the above discussion was about the characteristics of various asset classes and certain differences across the asset categories, the same must be seen from another perspective, too. While one may buy equity shares listed in India in Indian Rupees, one can also invest in shares of various companies listed outside India. This provides exposure to another currency. For example, an investor buying the shares of a company listed on the London Stock Exchange is exposed to the fortunes of the company, as well as the change in the exchange rate between the British Pound and the Indian Rupee.

Similarly, one could also invest in bonds denominated in various currencies other than Indian Rupee, and one could also buy real estate abroad. These are called international assets. However, one must understand the basic nature of the asset class as discussed earlier, and then try to assess the impact of currency fluctuation on these investments.

Different investment avenues can be categorized into different asset category as can be seen from the illustration in Table 1.1:

**Table 1.1 Investment avenues classified under different asset categories**

<b>Equity</b> <ul style="list-style-type: none"> <li>• Blue-chip Companies</li> <li>• Mid-sized companies</li> <li>• Small-sized companies</li> <li>• Unlisted Companies</li> <li>• Foreign Stocks</li> <li>• Equity Mutual Funds</li> <li>• Exchange Traded Funds</li> <li>• Index Funds</li> </ul>	<b>Fixed Income</b> <ul style="list-style-type: none"> <li>• Fixed deposit with a bank</li> <li>• Recurring deposit with a bank</li> <li>• Endowment Policies</li> <li>• Money back Policies</li> <li>• Public Provident Fund</li> <li>• Sukanya Samruddhi Yojana (SSY)</li> <li>• Senior Citizens' Savings Scheme (SCSS)</li> <li>• Post office Monthly Income Scheme</li> <li>• Recurring deposit with a post office</li> <li>• Company fixed deposit</li> <li>• Debentures/bonds</li> <li>• Debt Mutual Funds</li> </ul>
<b>Real Estate/Infrastructure</b>	<b>Commodities</b>
Physical Asset <ul style="list-style-type: none"> <li>• Residential/ Commercial</li> </ul> Financial Asset <ul style="list-style-type: none"> <li>• Real Estate Mutual Funds (REMF)</li> <li>• Real Estate Investment Trusts (ReIT)</li> <li>• Infrastructure Investment Trust (InvIT)</li> </ul>	<ul style="list-style-type: none"> <li>• Gold</li> <li>• Silver</li> <li>• Gold Funds</li> <li>• Commodity ETFs</li> </ul>
<b>Hybrid asset classes</b>	<b>Others</b>
<ul style="list-style-type: none"> <li>• Hybrid Mutual funds or Multi Asset Fund</li> </ul>	<ul style="list-style-type: none"> <li>• Rare coins</li> <li>• Art</li> <li>• Rare stamps</li> </ul>

## 1.4 Investment Risks

To obtain a better understanding of the investment avenues, it is essential to understand the different types of risks involved.

### 1.4.1 Inflation Risk

Inflation or price inflation is the general rise in the prices of various commodities, products, and services that we consume. Inflation erodes the purchasing power of money. The following table explains what inflation can do to the purchasing power of our money.

<b>How much money would you need to buy the goods you can buy with Rs. 10,000 today</b>	<b>If inflation is assumed at 8% p.a.<sup>5</sup></b>
After 5 years	Rs. 14,693

<sup>5</sup> The numbers are arrived at by using the future value equation, i.e.,  $A = P * (1 + r)^n$ , where A is the future value (the values in the right-side column); P is the present value (Rs. 10,000 in the example); r is the rate of inflation (8% p.a. in the example); n is the number of years (the periods in the first column in this table).

After 10 years	Rs. 21,589
After 20 years	Rs. 46,610
After 30 years	Rs. 1,00,627

The above table shows how fast the purchasing power of the money goes down. This risk hits hard over long periods. If this is not properly accounted for in the investment plan, one may fall short of the target when the need arises.

One may also look at the impact of inflation in another way. If one could buy 100 units of something with Rs. 10,000 today, assuming inflation of 8 percent p.a., one would be able to buy only 68 units of the same thing after 5 years, and only 46 units after 10 years. This clearly shows the loss of purchasing power.

In this context, it is pertinent to take a look at whether the investments are able to protect purchasing power or not. In order to protect the purchasing power, the investment return should be at least as much as inflation. If the same is higher than inflation, the purchasing power increases, whereas if one earns lower returns than inflation, the purchasing power drops.

Incidentally, when one seeks the total safety of invested capital, along with anytime liquidity, the investment returns are usually lower than inflation. Take for example, if you earn an interest rate of 7 per cent p.a. on your fixed deposit when the inflation is at 8 per cent p.a., it is obvious that the investment grows at a slower pace than the rise in prices. The returns on investment without factoring inflation is known as the “nominal rate”. However, when this number is adjusted for inflation, one gets the “real rate of return”. If the investment returns are higher than inflation, the investor is earning a positive real rate, and vice versa.

#### **1.4.2 Liquidity Risk**

Investments in fixed income assets are usually considered less risky than equity. Even within that, government securities are considered the safest. In order to avail the full benefits of the investments, or to earn the promised returns, there is a condition attached. The investment must be held till maturity. In case if one needs liquidity, there could be some charges or such an option may not be available at all.

Here is an example. Assume that an investor has invested one’s money in a safe investment option, a bank deposit for a goal that is due five years from now. For such a goal, one chose to invest in a five-year fixed deposit. As is clear, the term of the deposit is five years, and the promised returns would accrue to the investor only if the money is kept in the deposit for the entire period. In case, for some reason the investor needs the money before maturity, there could be some deduction in the interest, which reduces the investment return. Some other products like PPF (Public Provident Fund) may offer no liquidity for a certain period, and even after that, there may be only partial liquidity.

This risk is also very closely associated with real estate, where liquidity is very low, and often

it takes weeks or months to sell the investment.

Some investment options offer instant access to funds, but the value of the investment may be subject to fluctuations. Equity shares, listed on stock exchanges are an example of this. While it is easy to sell shares to get cash in case of a large number of listed shares, the equity prices go up and down periodically. Such investments are not appropriate for funding short term liquidity needs.

### **1.4.3 Credit Risk**

When someone lends money to a borrower, the borrower commits to repay the principal as well as pay the interest as per the agreed schedule. The same applies in the case of a debenture or a bond or a fixed deposit. In the case of these instruments, the issuer of the instruments is the borrower, whereas the investor is the lender. The issuer agrees to pay the interest and repay the principal as per an agreed schedule. There are three possibilities in such arrangements:

(1) the issuer honours all commitments in time, (2) the issuer pays the dues, but with some delay, and (3) the issuer does not pay principal and the interest at all. While the first is the desirable situation, the latter two are not. Credit risk is all about the possibility that the second or the third situation may arise.

Any delay or default in the repayment of principal or payment of interest may arise due to a problem with one or both of the two reasons: (1) the ability of the borrower, or (2) the intention of the borrower. While the ability of the borrower, if the same happens to be a company, is a function of the business stability and profitability of the company. Stable companies, which may be market leaders in their respective segments, may pose a lower risk, in comparison to a new company, or a small-sized company in the same industry. Some industries may also exhibit higher stability in comparison to some other.

A lender tries to assess both before lending the money or expects enough compensation in case the ability appears to be low. In the case of debentures or bonds, the investor would expect higher interest from bonds with low safety.

In this context, the bonds issued by the government of their own country would be considered to be the safest for investors. Such bonds normally offer the lowest interest rates for the citizens of the country, due to the high (highest) safety of capital. All the other bonds/debentures available in the country would offer a higher rate of interest.

### **1.4.4 Market Risk and Price Risk**

When securities are traded in an open market, people can buy or sell the same based on their opinions. It does not matter whether these opinions are based on facts, or otherwise. Since the opinions may change very fast, the prices may fluctuate more in comparison to the change

in facts related to security. Such fluctuations are also referred to as volatility.

There are two types of risks to a security—market risk and price risk.

Let us understand this through an example. When there is a possibility of a country getting into a warlike situation, there is a widespread fear that this may impact the economy and the companies within it. Due to such a fear, it is quite possible that the prices of all stocks (or at least a large number of stocks) in the market may witness a fall. This is a market-wide fall. On the other hand, when the sales of a company's products fall, due to technological changes, or the arrival of a better product, the company's share price falls. During such times, there could be many other companies, whose share prices may rise. This is an example of a company specific risk. As is evident from the discussion, the stability of the company's business and the profitability of the firm play a major role with respect to company specific risk factors. Between the general, market-wide factors and firm-specific factors, there could be some industry-specific factors, which would impact all the firms within the same industry. For example, if the Government policy changes with respect to a particular industry, all the firms may get impacted. Similarly, if a new and better technology becomes available, all the firms within the same industry that use the old technology may get impacted. This happened when mobile phones started becoming popular, the pager industry vanished in less than a couple of decades.

The risk specific to the security can be reduced through diversification across unrelated securities, but the one that is market-wide cannot be reduced through diversification.

#### **1.4.5 Interest Rate Risk**

Interest rate risk is the risk that an investment's value will change as a result of a change in interest rates. This risk affects the value of bonds/debt instruments more directly than stocks. Any reduction in interest rates will increase the value of the instrument and vice versa.

While most investors are familiar with the concept of debentures, they normally buy and hold these bonds till maturity. On maturity of the bond, they get the maturity amount, since it is part of the bond agreement (assuming the company does not default on the commitment).

On the other hand, if an investor sells the bond in the secondary market, one would have to do the transaction at the current market price. This price depends on many factors, but chief among these is the change in the interest rates in the economy. The relationship between interest rates and bond prices is inverse.

When the interest rates in the economy increase, the prices of existing bonds decrease, since they continue to offer the old interest rates. Assume that a bond was issued at Rs. 1000 for one year, and it offered an interest rate of 8 percent. Immediately after the bond was issued, the interest rates in the economy increased, and new bonds are now offering 8.5 percent interest. In such a case, the earlier bond becomes less attractive. If the investor who invested in that

bond wants to sell, it can only be done at a discount. The reverse is also true. If in the above example, had the interest rate moved down, the price of the bond would have moved up. The interest rate risk varies for bonds with different maturities. Those with longer maturity would witness higher price fluctuations in comparison to those with shorter maturities. Such movements in bond prices on account of changes in interest are referred to as “interest rate risk”. This is a market-wide factor affecting the prices of all bonds.

### **1.5 Risk Measures and Management Strategies**

Many of the risks cannot be eliminated, and the investor must take some of those, in order to earn decent returns on one’s investment portfolio. However, one needs to manage the risks that one is taking. One may consider the following strategies for management of the investment risks:

- **Avoid**

One may avoid certain investment products if one does not want to take the respective risk. However, this may also mean giving up the opportunity to benefit out of the said investment. Many experts recommend that one should avoid the investment avenues that one does not understand.

- **Take a position to benefit from some event/development**

An investor can also take an investment position in anticipation of some developments in the market. Let us take an example here: a bond investor expects the interest rates to go down. In such a case, one may sell the short maturity bonds and invest in long maturity bonds. If the interest rates move down, the investor’s judgment would be rewarded handsomely. At the same time, if the judgment is wrong, there could be losses, too. This is an example of managing the interest rate risk.

Similarly, some investors manage their investment portfolios using such strategies across multiple asset categories.

In order to take and dynamically change such positions, the investor must have superior knowledge than a large number of investors in the market. This is difficult and hence risky. Due to the amount of skill required, and the risks involved, such strategies are not recommended for a large number of investors.

- **Diversify**

While the previous strategy is possible when one has superior knowledge, not everyone would possess the same. For a lay investor a prudent approach would be to diversify across various investment options. This spreads the risk of loss and thus the probability of losing everything can be significantly reduced through diversification.

Before managing the risks, the risks have to be measured. Measurement of credit risk is undertaken through credit rating and credit spreads. Risks related to volatility in prices,

primarily the fluctuations that happen in investment returns are measured through variance, standard deviation, beta, modified duration which will be discussed in Chapter 10.

## **1.6 Behavioural Biases in Investment Decision Making**

Before discussing asset allocation, it is important to take a detour and discuss behavioural biases in investment decision making. This is also one of the risks the investors must understand. However, this risk is not related to the investments, but the role of emotions in decision making, or in other words the irrational behaviour of investors towards management of money.

Investors are driven by emotions and biases. The most dominant emotions are fear, greed and hope. Some important biases are discussed below:

- **Availability Heuristic**

Most people rely on examples or experiences that come to mind immediately while analyzing any data, information, or options to choose from. In the investing world, this means that enough research is not undertaken for evaluating investment options. This leads to missing out on critical information, especially pertaining to various investment risks.

- **Confirmation Bias**

Investors also suffer from confirmation bias. This is the tendency to look for additional information that confirms their already held beliefs or views. It also means interpreting new information to confirm the views. In other words, investors decide first and then look for data to support their views. The downside is very similar to the previous one – investors tend to miss out on many risks.

- **Familiarity Bias**

An individual tends to prefer the familiar over the novel, as the popular proverb goes, “A known devil is better than an unknown angel.” This leads an investor to concentrate the investments in what is familiar, which at times prevents one from exploring better opportunities, as well as from a meaningful diversification.

- **Herd Mentality**

“Man is a social animal” – Human beings love to be part of a group. While this behaviour has helped our ancestors survive in hostile situations and against powerful animals, this often works against investors interests in the financial markets. There are numerous examples, where simply being against the herd has been the most profitable strategy.

- **Loss Aversion**

Loss aversion explains people's tendency to prefer avoiding losses to acquiring equivalent gains: it is better not to lose Rs. 5,000 than to gain Rs. 5,000. Such behaviour often leads people to stay away from profitable opportunities, due to the perception of high risks, even when the risk could be very low. This was first identified by Psychologists Daniel Kahneman

and Amos Tversky. Kahneman went on to win Nobel Prize in Economics, later on.

- **Overconfidence**

This bias refers to a person's overconfidence in one's abilities or judgment. This leads one to believe that one is far better than others at something, whereas the reality may be quite different. Under the spell of such a bias, one tends to lower the guards and take on risks without proper assessment.

- **Recency bias**

The impact of recent events on decision making can be very strong. This applies equally to positive and negative experiences. Investors tend to extrapolate the event into the future and expect a repeat. A bear market or a financial crisis leads people to prefer safe assets. Similarly, a bull market makes people allocate more than what is advised for risky assets. The recent experience overrides analysis in decision making. For example, a rise in prices of equities will make people think only about a further rise which would lead to more investment being made in equities. This increases the risk. On the other hand, a fall in prices in an asset would make people stay away thinking it would fall further which could lead to loss of opportunities.

- **Behaviour patterns**

There are different types of people and the factors that influence their lives also impact the manner in which they save or invest. The drive to save more or be regular in investing often come from these personal factors. Behavioural tests are very useful in determining and knowing the kind of personality a person has and this would include whether they are spenders or savers or investors. Knowing this can help in making the right efforts to get the individual to perform the desired ac-on.

- **Interest of the investors**

Many times, the financial and investment decisions are not guided by the fact as to whether this investment is suitable for a person or not but by the interest of the investor. This can lead to the construction of portfolios which are not suitable for specific people. For example, someone working in the Information Technology industry might just have technology stocks in their portfolio. This leads to a concentration of risk and is something that has to be avoided.

- **Ethical standards and boundaries**

The presence of ethical principles in the dealing of individuals also has an impact as far as their investment behaviour is concerned. Those following ethical standards are more likely to pay attention to their investments and be disciplined because they tend to follow the norms. This is a big help when it comes to building long term wealth. Trying to take shortcuts might derail the entire investment process and set back the existing efforts.

These are only some of the biases. This is not an exhaustive list. The negative effect of these biases is that the investor does not gather enough information to be able to identify more

opportunities or to evaluate various risks related to investment avenues. It is only prudent for an investor to do a detailed analysis as is possible, without taking such shortcuts.

It is important to avoid behavioral biases in investment decisions. To detach emotions from investments, it is better to take the opinion of a third person i.e. Registered Investment Advisor (RIA) or Mutual Fund Distributor (MFD).

## **1.7 Risk Profiling**

The risk profilers try to ascertain the risk appetite of the investor so that one does not sell mutual fund schemes that carry a higher risk than what the investor can handle. In order to ascertain the risk appetite, the following must be evaluated:

- The need to take risks
- The ability to take risks, and
- The willingness to take risks

Out of the above, the need to take risks arises when the investor needs higher returns to reach one's goals. The ability to take risk refers to the financial ability, and the investment horizon, whereas the willingness is linked to the psychological capacity to handle risk. The distributor has to evaluate these three, and strike a balance between them, whenever there is a conflict.

There are various approaches to creating the risk profile of the investor. The distributor is free to choose from these options. Alternately, one can also design one's own method or tools for the same, based on the brief discussion mentioned above.

## **1.8 Understanding Asset Allocation**

The basic meaning of asset allocation is to allocate an investor's money across asset categories in order to achieve some objective. In reality, most investors' portfolios would have the money allocated across various asset categories. However, in many such cases, the same may be done without any process or rationale behind it.

Asset Allocation is a process of allocating money across various asset categories in line with a stated objective. The underlined words are very important. First, it is a "process", which always involves several steps, and those steps should not be ignored or skipped. Second, the whole idea behind asset allocation is to achieve some objective. Whichever approach one selects, one must go through the steps of the process in order to achieve the objective.

There are two popular approaches to asset allocation<sup>6</sup>.

---

<sup>6</sup>Note: In order to keep the discussion simple, and to understand the concept of asset allocation well, we will use a two-asset portfolio, consisting equity and debt, as example in the discussion under this topic.

### ***Strategic asset allocation***

**Strategic Asset Allocation** is allocation aligned to the financial goals of the individual. It considers the returns required from the portfolio to achieve the goals, given the time horizon available for the corpus to be created and the risk profile of the individual.

In other words, it is an approach to maintain a target allocation across various asset categories. Such a target asset allocation across the asset categories is decided based on the analysis of the needs and risk appetite of the investor. Such an analysis would help a mutual fund distributor to arrive at allocation between various asset categories in percentage terms. This percentage target is also called the “strategic asset allocation”.

### ***Tactical asset allocation***

As opposed to the strategic asset allocation, one may choose to dynamically change the allocation between the asset categories. The purpose of such an approach may be to take advantage of the opportunities presented by various markets at different points in time, but the primary reason for doing so is to improve the risk-adjusted return of the portfolio. In other words, the attempt is to either reduce the portfolio risk without compromising the returns or to enhance portfolio returns without increasing the risk. Tactical asset allocation is also referred to as dynamic asset allocation. Tactical asset allocation is typically suitable for seasoned investors operating with a large investible surplus.

As an illustration, if the appropriate allocation to equity and debt in a portfolio is say 60:40 and equity valuations are attractive, it may be increased to say 65:35 or 70:30. If equity valuation is stretched, it may be reduced somewhat.

### ***Rebalancing***

An investor may select any of the asset allocation approaches, however, there may be a need to make modifications in the asset allocations.

Let us first start with the strategic allocation. In that case, the asset allocation is likely to change periodically, since the different assets may not move together in the same direction and may not move equally, even when the direction is the same. In such a case, it is quite possible that the current asset allocation may be different from the target allocation. What should one do in such a scenario?

Well, many practitioners advocate that the portfolio should be rebalanced to restore the target asset allocation. Their argument is that the asset allocation was decided by an analysis of the needs and risk appetite of the investor. We need to reduce the allocation to the risky asset if that has gone up. On the other hand, if the allocation has gone down in the asset that has the potential to generate higher returns, we need to correct that as well.

Such a rebalancing offers a huge benefit – it makes the investor buy low and sell high. Let us understand this through an example:

Assume that the target asset allocation for an investor is 50:50 between asset categories A and B. A year later, asset category A went up by 20 percent, whereas asset B went down by 5 percent. In such a case, the allocation has deviated from the target. If we started investment of Rs. 1,000 each in both the cases, the value in both the cases would stand at Rs. 1,200 in asset A and Rs. 950 in asset B, with the total portfolio value at Rs. 2,150. The current allocation stands at 55.81 percent in asset A and 44.19 percent in asset B. This needs to be restored to 50:50. That means selling some part of the investment in asset A (worth Rs. 125) and buying some in asset B.

As we can see here the asset A, which has gone up, is sold; and asset B, which has gone down, is bought. This happens automatically, without the investor having to take a view on the direction of the markets.

The rebalancing approach can work very well over the years when the various asset categories go through many market cycles of ups and downs.

On the other hand, one may also need to do a rebalancing of the asset allocation, when the investor's situation changes and thus the needs or the risk appetite might have changed. Rebalancing is required in the case of strategic asset allocation as well as tactical asset allocation.

With the purpose to ensure uniformity across mutual funds, SEBI has provided the timelines for rebalancing of schemes. In the event of deviation from mandated asset allocation mentioned in the Scheme Information Document (SID) due to passive breaches (occurrence of instances not arising out of omission and commission of AMCs), mandated rebalancing period for all schemes other than Index Funds and Exchange Traded Funds is 30 business days. However, the mandated rebalancing period is not applicable to the Overnight Funds.

### **1.9 Do-it-yourself versus Taking Professional Help**

As discussed earlier, investors need to invest money from time to time. These investments can be made in various financial instruments ranging from Government sponsored schemes to bank fixed deposits to company debentures to shares of companies or real estate properties of even precious metals like gold or silver.

One option is to manage the investments oneself. That would involve finding the right investments and carrying out the related research and administration work. The other option is to outsource the entire job to a professional or a company engaged in such a business.

A mutual fund is that second option – it is managed by a team of professionals, known as the

asset management company. This is what really needs to be understood. By choosing to invest through mutual funds, one is not investing in alternative investment options, but only changing the way of investing money. The entire job of investing is outsourced to a professional firm.

So, the next logical question is: “Which of the two choices is better – investing oneself or taking professional help to manage my investments?”

This question should be broken down into three components:

1. Can one do the job oneself?
2. Does one want to do it?
3. Can one afford to outsource?

### **Can one do the job oneself?**

This is the question about ability. In order to do a good job, there are a few requirements, viz., ability to do the job and the availability of time required for the same. There are tasks where one may not have the skills and knowledge, e.g., a history teacher may not be able to help her daughter to study Mathematics in the higher classes. At the same time, one may not have enough time required for the job.

In either case, one is unable to do manage money oneself and should consider outsourcing it.

### **Does one want to do it?**

Even when one has the required skills and knowledge to manage one’s money, it is very likely that one may not enjoy money management—either the research and analysis or administration or accounting. At the same time, one may want to spend time on one’s main profession or on certain other activities, e.g., spending time with family and friends, pursuing hobbies, etc. That also means that one needs help in managing investments.

### **Can one afford to outsource?**

There is some cost associated with mutual funds since the agencies involved need to be paid their professional fees. While we will cover the costs associated with managing mutual funds in a later chapter, it is important to mention here that SEBI (the securities markets regulator) has issued guidelines on the maximum amount that can be charged to the fund.

Most people make the mistake of comparing these fees with zero cost of managing one’s own money oneself. By this comparison, the cost of a mutual fund always looks higher between the two options.

What is missed out in this comparison is the hidden costs of doing the investment

management job on one's own. This hidden cost comes in the form of one's time and the potential mistakes that an individual investor is likely to make.

First, let us look at the cost of one's time. Let us assume that a person generates the same investment returns as what a fund manager would have generated before the costs. Let us also assume that the cost of fund management is 2 percent p.a. This means if one is able to generate 12 percent p.a. by investing oneself, the mutual fund scheme would return 10 percent p.a. net of the fund management charges. On a portfolio of Rs. 10 lakhs, this amounts to a saving of roughly Rs. 20,000 for the year. Is it worth spending the amount of time one is required to spend for this saving? Please consider the amount of research one has to put in as well as the administration and accounting work. Someone may start thinking that this means investors with smaller portfolios should invest through mutual funds, but the bigger ones should not. This is where the concept of the value of time should be looked at. The value of time may be higher in the case of people with more wealth.

The second hidden cost comes in the form of the mistakes one is likely to make given the emotional attachment with one's own finances.

For most investors, a mutual fund would turn out to be a better option than to build the portfolio oneself. The next chapter discusses what mutual funds are and their role in an investor's portfolio.

## Chapter 1: Sample Questions

1. Which among the following investment avenues does not offer income on a regular basis?
  - a. Real estate
  - b. Physical Gold**
  - c. Stocks
  - d. Debentures
  
2. The purchasing power of currency changes on account of which of the following?
  - a. Asset allocation
  - b. Compound interest
  - c. Inflation**
  - d. Diversification
  
3. What is the real rate of return?
  - a. Return that the investor gets after payment of all expenses
  - b. Return that the investor gets after taxes
  - c. Return that the investor gets after adjusting the risks
  - d. Return that the investor gets after adjusting inflation**
  
4. When the interest rate in the economy increases, the price of existing bonds \_\_\_\_\_.
  - a. Increases
  - b. Fluctuate
  - c. Decreases**

## CHAPTER 2: CONCEPT AND ROLE OF A MUTUAL FUND

### Learning Objectives:

After studying this chapter, you should know about:

- Concept and Role of mutual funds
- Classification of mutual funds
- Growth of mutual fund industry in India

### 2.1 Concept of a Mutual fund

A mutual fund is a professionally managed investment vehicle. Practically, one does not invest in mutual fund but invests through mutual funds. However, we hear of “investing in mutual funds” or “investing in mutual fund schemes”. While that is fine for the purpose of discussions, technically it is not correct. As a mutual fund distributor, it is critical to understand the difference between the two concepts.

When someone says that one has invested in a mutual fund scheme, often, the scheme is perceived to be competing with the traditional instruments of investment, viz. equity shares, debentures, bonds, etc. The reality is that one invests in these instruments through a mutual fund scheme. In other words, through investment in a mutual fund, an investor can get access to equities, bonds, money market instruments and/or other securities, that may otherwise be unavailable to them and avail of the professional fund management services offered by an asset management company.

Thus, an investor does not get a different product, but gets a different way of investing. The difference lies in the professional way of investing, portfolio diversification, and a regulated vehicle.

Mutual fund is a vehicle (in the form of a “trust”) to mobilize money from investors, to invest in different markets and securities, in line with stated investment objectives. In other words, through investment in a mutual fund, an investor can get access to equities, bonds, money market instruments and/or other securities, that may otherwise be unavailable to them and avail of the professional fund management services offered by an asset management company.

#### 2.1.1 Role of Mutual Funds

The primary role of mutual funds is to help investors in earning an income or building their wealth, by investing in the opportunities available in securities markets. It is possible for mutual funds to structure a scheme for different kinds of investment objectives.

Mutual funds offer different kinds of schemes to cater to the need of diverse investors. In the industry, the words ‘fund’ and ‘scheme’ are used interchangeably. Various categories of schemes are called “funds”. In order to ensure consistency with what is experienced in the market, this workbook goes by the industry practice. However, wherever a difference is required to be drawn, the scheme offering entity is referred to as “mutual fund” or “the fund”.

The money that is raised from investors, ultimately benefits governments, companies and other entities, directly or indirectly, for funding of various projects or paying for various expenses. The projects that are facilitated through such financing, offer employment to people; the income they earn helps them buy goods and services offered by other companies, thus supporting projects of these goods and services companies. Thus, overall economic development is promoted.

As a large investor, the mutual funds can keep a check on the operations of the investee company, and their corporate governance and ethical standards.

The mutual fund industry itself offers livelihood to a large number of employees of mutual funds, distributors, registrars and various other service providers.

Higher employment, income and output in the economy boosts the revenue collection of the government through taxes and other means. When these are spent prudently, it promotes further economic development and nation-building.

Mutual funds can also act as a market stabilizer, in countering large inflows or outflows from foreign investors. Mutual funds are therefore viewed as a key participant in the capital market of any economy. In 2022, when foreign portfolio investors (FPIs) sold heavily in the equity market, Mutual Fund industry provided a counterforce in the form of demand for equity stocks by virtue of fresh inflows into schemes / funds.

### **2.1.2 Investment Objectives of Mutual Funds**

Mutual funds seek to mobilize money from all possible investors. Various investors have different investment preferences and needs. In order to accommodate these preferences, mutual funds mobilize different pools of money. Each such pool of money is called a mutual fund scheme.

Every scheme has a pre-announced investment objective. Investors invest in a mutual fund scheme whose investment objective reflects their own needs and preference.

The primary objective of various schemes stems from the basic needs of an investor, viz., safety, liquidity, and returns. Let us look at some examples of investment objectives (Table 2.1), as taken from the scheme information documents of certain mutual fund schemes.

**Table 2.1: Examples of Investment Objectives**

<b>Investment Objectives</b>	<b>Type of mutual fund scheme</b>
The scheme intends to provide reasonable income along with high liquidity by investing in overnight securities having a maturity of one business day.	Overnight fund
To generate capital appreciation/income from a portfolio, predominantly invested in equity and equity related instruments	Equity fund
The primary objective of the scheme is to generate long term capital appreciation by investing predominantly in equity and equity related securities of companies across the market capitalization spectrum. The fund also invests in debt and money market instruments with a view to generate regular income.	Hybrid fund
The primary objective of the scheme is to generate a steady stream of income through investment in fixed income securities.	Long Duration Debt fund

As can be seen from the above examples, the investment objectives are a combination of safety, liquidity, and returns (be it regular income or long-term capital appreciation).

It is in line with these objectives that the scheme would decide the investment universe i.e., the types of securities to invest in. As discussed in the previous chapter, different asset classes serve different purposes. Exactly, in the same way, the schemes that seek liquidity invest in money market securities, and those seeking capital appreciation invest in equity.

Mutual fund schemes are often classified in terms of the investment objectives, i.e., what they aim to achieve; and often in terms of the investment universe, i.e., where they invest. As can be seen from the discussion above, there is a very close relation between the two types of classifications.

The money mobilized from investors is invested by the mutual fund scheme in a portfolio of securities as per the stated investment objective. Profits or losses, as the case might be, belong to the investors or unitholders. No other entity involved in the mutual fund in any capacity participates in the scheme's profits or losses. They are all paid a fee or commission for the contributions they make to launching and operating the schemes, and other related tasks.

### **2.1.3 Investment Policy of Mutual Funds**

Each mutual fund scheme starts with an investment objective. Since mutual funds are investment vehicles that invest in different asset categories, the mutual fund scheme returns

would depend on the returns generated from these underlying investments. Hence, once the investment objective is finalised, the mutual fund scheme's investment policy is arrived at. This is to achieve the investment objective. The investment policy includes the scheme's asset allocation and investment style.

A mutual fund scheme with the objective of providing liquidity would invest in money market instruments or in debt papers of very short-term maturity. At the same time, a mutual fund scheme that aims to generate capital appreciation over long periods would invest in equity shares. This would reflect in the scheme's asset allocation, which would be disclosed in the Scheme Information Document (SID). However, even within the same asset category, the fund manager may adopt different styles, e.g., growth style or value style; or different levels of portfolio concentration e.g., focused fund or diversified fund.

The scheme's investment policy would disclose two aspects—asset allocation and investment style.

#### **2.1.4 Important Concepts in Mutual Funds**

##### **Units**

The investment that an investor makes in a scheme is translated into a certain number of 'Units' in the scheme. Thus, an investor in a scheme is issued units of the scheme.

##### **Face Value**

Typically, every unit has a face value of Rs. 10. The face value is relevant from an accounting perspective.

##### **Unit Capital**

The number of units issued by a scheme multiplied by its face value (Rs. 10) is the capital of the scheme—its Unit Capital.

##### **Recurring Expenses**

The fees or commissions paid to various mutual fund constituents come out of the expenses charged to the mutual fund scheme. These are known as recurring expenses. These expenses are charged as a percentage to the scheme's assets under management (AUM). The scheme expenses are deducted while calculating the NAV. This means that higher the expenses, lower the NAV, and hence lower the investor returns. Given this, SEBI has imposed strict limits on how many expenses could be charged to the scheme. For running the scheme of mutual funds, operating expenses are also incurred.

##### **Net Asset Value**

The true worth of a unit of the mutual fund scheme is otherwise called Net Asset Value (NAV)

of the scheme. When the investment activity is profitable, the true worth of a unit increases. When there are losses, the true worth of a unit decreases. The NAV is also the net realizable value per unit in case the scheme is to be liquidated—how much money could be generated if all the holdings of the scheme are sold and converted into cash.

### **Assets Under Management**

The sum of all investments made by investors in the mutual fund scheme is the entire mutual fund scheme's size, which is also known as the scheme's Assets Under Management (AUM). This can also be obtained by multiplying the current NAV with the total units outstanding. The relative size of mutual fund companies/asset management companies is assessed by their assets under management (AUM). When a scheme is first launched, assets under management is the amount mobilized from investors. Thereafter, if the scheme performs well and is marketed well, its AUM goes up and vice versa.

Further, if the scheme is open to receiving money from investors even post-NFO, then such contributions from investors boost the AUM. Conversely, if the scheme pays any money to the investors, either as a dividend or as consideration for buying back the units of investors, the AUM falls. Dividend option of schemes is now called Income Distribution Cum Capital Withdrawal (IDCW) option.

### **Mark to Market**

The process of valuing each security in the investment portfolio of the scheme at its current market value is called Mark to Market (MTM). The mark-to-market valuation is done on a daily basis for the calculation of daily NAV of a mutual fund scheme. This results in daily fluctuations in the NAVs of all schemes.

## **2.1.5 Advantages of Mutual Funds for Investors**

### **Professional Management**

Mutual funds offer investors the opportunity to earn an income or build their wealth through the professional management of their investible funds. There are several aspects to such professional management viz. investing in line with the investment objective, investing based on adequate research, and ensuring that prudent investment processes are followed.

Investing in the securities markets will require the investor to open and manage multiple accounts and relationships such as broking account, demat account and others. Mutual fund investment simplifies the process of investing and holding securities.

The fund management function is not restricted to research and selection of securities to construct a portfolio of investments, but also to take care of various administrative tasks like collection of corporate benefits (for example interest payments, dividends, rights issues, buybacks, etc.), or follow up on the same.

The calculation and publishing of NAV on a daily basis means that the accounting of the entire portfolio is done on a daily basis. The investor managing one's portfolio independently would need to take too much efforts to take care of this part.

All these benefits come at a very low cost and is available even for the smallest investments. Further, the expenses charged for professional management of funds are quite reasonable.

### **Affordable Portfolio Diversification**

Investing in the units of a scheme provides investors the exposure to a range of securities held in the investment portfolio of the scheme in proportion to their holding in the scheme. Thus, an investor can get proportionate ownership in a diversified investment portfolio even for a small investment of Rs. 500 in a mutual fund scheme.

With diversification, an investor ensures that "all the eggs are not in the same basket". Consequently, the investor is less likely to lose money on all the investments at the same time. Thus, diversification helps reduce the risk in investment. In order to achieve the same level of diversification as a mutual fund scheme, investors will need to set apart several lakhs of rupees. Instead, they can achieve the diversification through an investment of less than thousand rupees in a mutual fund scheme.

### **Economies of Scale**

Pooling of large sums of money from many investors makes it possible for the mutual fund to engage professional managers for managing investments. Individual investors with small amounts to invest cannot, by themselves, afford to engage such professional management.

Large investment corpus leads to various other economies of scale. For instance, costs related to investment research and office space gets spread across investors. Further, the higher transaction volume makes it possible to negotiate better terms with brokers, bankers and other service providers.

Mutual funds give the flexibility to an investor to organize their investments according to their convenience. Direct investments may require a much higher investment amount than what many investors may be able to invest. For example, an effectively diversified equity portfolio may require a large outlay. Mutual funds offer the same benefits at a much lower investment value since it pools small investments by multiple investors to create a large fund. Similarly, the Income Distribution cum Capital Withdrawal (IDCW) and growth options of mutual funds allow investors to structure the returns from the fund in the way that suits their requirements.

Thus, investing through a mutual fund offers a distinct economic advantage to an investor as compared to direct investing in terms of cost saving.

### **Transparency**

An investor is well served if relevant information is available on time. Availability of such

information is critical for making an informed investment decision. The structure of the mutual funds and the regulations by SEBI have ensured that investors get such transparency about their investments. There are three essential places from where the investor can get enough information for making informed decisions, viz., scheme related documents (SID, SAI, and KIM), portfolio disclosures, and the NAV of the scheme. Incidentally, even a prospective investor can access all this information.

### **Liquidity**

At times, investors in financial markets are stuck with a security for which they can't find a buyer—worse, at times they can't find the company they invested in. Such investments, whose value the investor cannot easily realize in the market, are technically called illiquid investments and may result in losses for the investor. The bond market in India is wholesale, where transactions take place in very large lot sizes, beyond the reach of the common investor. MFs offer a route for investors to participate, even at a small ticket size.

Investors in a mutual fund scheme can recover the market value of their investments, from the mutual fund itself. Depending on the structure of the mutual fund scheme, this would be possible, either at any time, or during specific intervals, or only on the closure of the scheme. Schemes, where the money can be recovered from the mutual fund only on the closure of the scheme, are compulsorily listed on a stock exchange. In such schemes, the investor can sell the units through the stock exchange platform to recover the prevailing value of the investment.

If a 'material' development takes place related to investments in a mutual fund scheme, then such information is made available on time. This helps an investor to take an appropriate action, including taking out the money from a mutual fund scheme. This combination of transparency and liquidity enhances the safety.

### **Tax Deferral**

Mutual funds are not liable to pay tax on the income they earn. If the same income were to be earned by the investor directly, then tax may have to be paid in the same financial year.

Mutual funds offer options, whereby the investor can let the money grow in the scheme for several years. By selecting such options, it is possible for the investor to defer the tax liability. This helps investors to legally build their wealth faster than would have been the case if they were to pay tax on the income each year.

### **Tax benefits**

Specific schemes of mutual funds such as Equity Linked Savings Schemes (ELSS) give investors the benefit of deduction of the amount subscribed up to Rs. 150,000 in a financial year under Section 80C of the Old Tax Regime, from their income that is liable to tax. This reduces their taxable income, and therefore the tax liability.

### **Convenient Options**

The options offered under a scheme allow investors to structure their investments in line with their liquidity preference and tax position.

There are also transaction conveniences like the ability to withdraw only part of the money from the investment account, the ability to invest the additional amount to the account, setting up systematic transactions, etc.

### **Investment Comfort**

Once an investment is made with a mutual fund, they make it convenient for the investor to make further purchases with very little documentation. This simplifies subsequent investment activity.

### **Regulatory Comfort**

The regulator, Securities and Exchange Board of India (SEBI), has mandated strict checks and balances in the structure of mutual funds and their activities. Mutual fund investors benefit from such protection.

### **Systematic Approach to Investments**

Mutual funds also offer facilities that help investors invest amounts regularly through a Systematic Investment Plan (SIP); or withdraw amounts regularly through a Systematic Withdrawal Plan (SWP); or move money between different kinds of schemes through a Systematic Transfer Plan (STP). Such systematic approaches promote investment discipline, which is useful in long-term wealth creation and protection.

#### **2.1.6 Limitations of Mutual Fund**

##### **Lack of Portfolio Customization**

Some brokerages and asset management firms offer Portfolio Management Services (PMS) to large investors. In a PMS, the investor has better control over what securities are bought and sold on his behalf. The investor can get a customized portfolio in case of PMS.

On the other hand, a unit-holder in a mutual fund is just one of several thousand investors in a scheme. Once a unit-holder has bought into the scheme, investment management is left to the fund manager (within the broad parameters of the investment objective). Thus, the unitholder cannot influence what securities or investments the scheme would invest into.

##### **Choice Overload**

There are multiple mutual fund schemes offered by several mutual fund houses and multiple options within those schemes which makes it difficult for investors to choose between them. Greater dissemination of industry information through various media and availability of professional advisors or mutual fund distributors in the market helps investors handle this

overload.

In order to overcome this choice overload, SEBI has introduced the categorisation of mutual funds to ensure uniformity in characteristics of similar type of schemes launched by different mutual funds. This would help investors to evaluate the different options available before making an informed decision to invest.

### **No Control Over Costs**

All the investor's money is pooled together in a scheme. Costs incurred for managing the scheme are shared by all the Unit-holders in proportion to their holding of units in the scheme. Therefore, an individual investor has no control over the costs in a scheme.

SEBI has however imposed certain limits on the expenses that can be charged to any scheme. These limits, which vary with the size of assets and the nature of the scheme, are discussed later. However, at the same time, it should be noted that the market forces also push the cost down, and there are many schemes that operate at expenses much lower than the limits allowed by the regulator. This aspect turns out to be advantageous for investors.

### **No Guaranteed Returns**

The structure of mutual funds is such that—it is a pass-through vehicle and passes on the risk and return to the fund's investors. That itself protects the interests of the investors. A mutual fund is not a guaranteed return product. It is just another way of managing money—except that instead of an investor—it is a professional fund management team that takes care of the funds invested. The performance of these investments impacts the returns generated by the mutual fund scheme. The deciding factors are: the movement of the specific market in which the money is invested, the performance of individual securities held and the skills of the investment management team. Out of these, the fund manager can work towards improving one's skills, but the other factors are out of his control.

## **2.2 Classification of Mutual Funds**

Mutual funds can be classified in multiple ways. Funds can be classified based on the investment objective, as discussed earlier. We have different types of mutual fund schemes—growth funds, income funds, and liquid funds. The names of the categories suggest the investment objectives of the schemes. The other ways in which the mutual funds can be classified have been discussed below.

### **2.2.1 By the structure of the fund**

Mutual fund schemes are structured differently. Some schemes are open for purchase and repurchase on a perpetual basis. Once the scheme is launched, the scheme remains open for transactions, and hence the name of this category of schemes is open-ended funds. On the other hand, some schemes have a fixed maturity date. This means that these schemes are structured to operate for a fixed period till the maturity date and cease to exist thereafter.

Since the closure of the scheme is pre-decided, such schemes are known as close-ended schemes. Apart from these two, there are a couple of other variants, which would be discussed later.

**Open-ended funds** allow the investors to enter or exit at any time, after the NFO<sup>7</sup>. Investors can buy additional units in the scheme any time after the scheme opens for ongoing transactions. Prospective investors can also buy units. At any time, the existing investors can redeem their investments, that is, they can sell the units back to the scheme to get their money back.

Although some unit-holders may exit from the scheme, wholly or partly, the scheme continues operations with the remaining investors. The scheme does not have any kind of time frame in which it is to be closed. The ongoing entry and exit of investors imply that the unit capital in an open-ended fund would keep changing on a regular basis.

When an investor invests money in the scheme, new units would be created and thus the unit balance would increase. On the other hand, when someone exits the scheme (fully or partly), the units sold back to the scheme would be cancelled, due to which the unit balance of the scheme would go down.

**Close-ended funds** have a fixed maturity. Investors can buy units of a close-ended scheme, from the fund, only during its NFO. The investors cannot transact with the fund after the NFO is over. At the end of the maturity period, the scheme is wound up, units are cancelled and the money is returned to the investors. The fund makes arrangements for providing liquidity, post-NFO through listing of the units on a stock exchange. Such listing is compulsory for close-ended schemes to provide liquidity to the investors. Therefore, after the NFO, investors who want to buy units will have to find a seller for those units in the stock exchange. Similarly, investors who want to sell units will have to find a buyer for those units in the stock exchange. Since post-NFO sale and purchase of units happen to or from counter-party in the stock exchange—and not to or from the scheme—the unit capital of the scheme remains stable or fixed. Every close ended scheme, other than an equity linked savings scheme, shall be listed on a recognised stock exchange within such time period and subject to such conditions as specified by SEBI.

Post-NFO, the sale and purchase transactions happen on the stock exchange between two different investors, and the fund is not involved in the transaction. Depending on the demand-supply situation for the units of the scheme on the stock exchange, the transaction price could be higher or lower than the prevailing NAV. Therefore, the transaction price is likely to be different from the NAV. Experience suggests that most of the time, the units trade at a discount to the NAV. This can be understood logically. The buyer has money, and hence many options to choose from, whereas the seller has the units of the close-ended fund. This puts

---

<sup>7</sup> NFO stands for New Fund Offer, or the launch of a mutual fund scheme. This is when the scheme is offered to public for the first time.

the buyer in a better bargaining position.

**Interval funds** combine features of both open-ended and close-ended schemes. They are largely close-ended but become open-ended at pre-specified intervals. For instance, an interval scheme might become open-ended between January 1 to 5, and July 1 to 5, each year. The benefit for investors is that, unlike in a purely close-ended scheme, they are not completely dependent on the stock exchange to be able to buy or sell units of the interval fund. However, to provide liquidity to the investors between these intervals, the units must be compulsorily listed on stock exchanges to allow investors an exit route.

The periods when an interval scheme becomes open-ended, are called 'transaction periods'; the period between the close of a transaction period, and the opening of the next transaction period is called the 'interval period'. Minimum duration of the transaction period is 2 days, and maximum duration of the interval period is 15 days. No redemption/repurchase of units is allowed except during the specified transaction period (during which both subscription and redemption may be made to and from the scheme).

(Note: The provision to list the units on a recognized stock exchange would apply to Specialized Investment Funds, as well, if the specific investment strategies are launched as close-ended or interval structures).

While the units of close-ended and interval funds are listed on the stock exchanges, the liquidity in these units may be poor. At the same time, even when the trade happens, the actual price may be at a discount to the NAV. This happens because of the demand-supply situation for the units of the schemes, as discussed earlier.

The Exchange Traded Funds (ETFs<sup>8</sup>) (See box 2.1), are an innovation that addresses this liquidity issue. The market price also tracks the NAV very closely<sup>9</sup>.

---

<sup>8</sup><https://www.sebi.gov.in/legal/circulars/nov-2021/norms-for-silver-exchange-traded-funds-silver-etfs-and-gold-exchange-traded-funds-gold-etfs-54166.html>

<sup>9</sup>[https://www.sebi.gov.in/legal/circulars/jul-2021/circular-on-intra-day-net-asset-value-nav-for-transactions-in-units-of-exchange-traded-funds-directly-with-asset-management-companies\\_51520.html](https://www.sebi.gov.in/legal/circulars/jul-2021/circular-on-intra-day-net-asset-value-nav-for-transactions-in-units-of-exchange-traded-funds-directly-with-asset-management-companies_51520.html)

### **Box 2.1: Exchange Traded Funds (ETFs)**

Exchange Traded Funds (ETFs) are those mutual fund schemes that are traded on a stock exchange just like any other stock. These funds usually track an index or have a fixed portfolio strategy based on some index so they are passive in nature. In effect they are like a normal mutual fund but the only difference being that while an open-ended fund would have a single NAV at the end of the day at which all the transactions take place the situation is different for the ETF. Since the ETF is traded for the entire day, it gives multiple opportunities and prices at which the investor can either enter or exit the fund. This is similar to any other listed securities where there are multiple prices at which transactions take place and this is witnessed for an ETF too. ETFs provide additional liquidity for investors and enable them to take benefit of changes that take place in prices during the day. The downside to this is that the prices might fluctuate quite a bit and there might be a big gap with the NAV of the fund too. So, investors need to be careful about the price at which they are undertaking their transactions. There is ease of investing in an ETF because one can buy them just like a stock and the minimum investment here is also so small that any investor can participate by having these in their portfolio. Investors who already transact on the stock exchanges and have a demat account can use these for investing in ETFs. There is a huge variety in terms of the indices on which ETFs are based and hence this provides investors with a lot of choice in terms of their investments and the kind of exposure that they can take. Increasingly mutual funds are also coming out with different variants that employ varying strategies for their ETF offerings. Like Gold ETF recently Silver ETF has also been introduced by SEBI that can be defined as a mutual fund scheme that invests primarily in silver or silver related instruments which are specified by SEBI from time to time.

### **2.2.2 By the management of the portfolio**

**Actively managed funds** are funds where the fund manager has the flexibility to choose the investment portfolio, within the broad parameters of the investment objective of the scheme. Since this increases the role of the fund manager, the expenses for running the fund turn out to be higher. Investors expect actively managed funds to perform better than the market.

**Passive funds** invest on the basis of a specified index; whose performance it seeks to track. Thus, a passive fund tracking the S&P BSE Sensex would buy only the shares that are part of the composition of the S&P BSE Sensex. The proportion of each share in the scheme's portfolio would also be the same as the weightage assigned to the share in the S&P BSE Sensex. Thus, the performance of these funds tends to mirror the concerned index. They are not designed to perform better than the market. Such schemes are also called index schemes. Since the portfolio is determined by the index itself, the fund manager has no role in deciding on investments. Therefore, these schemes have low running costs.

As on December 31, 2024, SEBI has introduced Mutual Fund Lite framework for passively managed schemes of mutual funds. Mutual fund Regulation defines "MF Lite" as a mutual

fund that is having only such index funds, exchange traded funds, fund of funds or other mutual fund schemes as may be specified by SEBI from time to time.

Further, MF Lite scheme is defined as any scheme launched by an MF Lite or any other eligible passive scheme as may be specified by SEBI from time to time.<sup>10</sup>

### **2.2.3 By the investment universe**

This type of classification looks at the investment universe where the scheme may invest money. There are equity funds, fixed income funds, money market funds, gold funds, international funds, etc. Here, the category names indicate where the money could be invested.

This classification may get further specific depending on narrowing the investment universe. For example, within equity funds, we have large-cap funds, mid-cap funds, etc. Similarly, within debt funds, we have Government Securities funds and corporate debt funds.

### **2.2.4 Mutual fund scheme categorization and SEBI regulation**

With a view to bring in standardization in the classification of mutual funds and to ensure the schemes are clearly distinct from one another, SEBI issued a circular on Categorization and Rationalization of Mutual Fund Schemes in 2017.

The objective was to bring uniformity in the characteristics of similar type of schemes launched by different mutual fund houses so that the investor can objectively evaluate the schemes chosen for investment. Accordingly, there are five broad categories of mutual fund schemes. Within each category, there are many sub-categories.

- A.** Equity Schemes (11 sub-categories)
- B.** Debt Schemes (16 sub-categories)
- C.** Hybrid Schemes (6 sub-categories)
- D.** Solution Oriented Schemes (2 sub-categories)
- E.** Other Schemes (2 sub-categories)

#### **A. Equity schemes**

**1. Multi Cap Fund:** An open-ended equity scheme investing across large cap, mid cap, small cap stocks. (See Box 2.2)

As per SEBI, the Multi Cap Fund must have the minimum investment in equity and equity related instruments as 75 percent of total assets distributed in the following manner\*:

---

<sup>10</sup>[https://www.sebi.gov.in/legal/circulars/dec-2024/introduction-of-a-mutual-funds-lite-mf-lite-framework-for-passively-managed-schemes-of-mutual-funds\\_90393.html](https://www.sebi.gov.in/legal/circulars/dec-2024/introduction-of-a-mutual-funds-lite-mf-lite-framework-for-passively-managed-schemes-of-mutual-funds_90393.html)

[https://www.sebi.gov.in/legal/regulations/dec-2024/securities-and-exchange-board-of-india-mutual-funds-third-amendment-regulations-2024\\_89978.html](https://www.sebi.gov.in/legal/regulations/dec-2024/securities-and-exchange-board-of-india-mutual-funds-third-amendment-regulations-2024_89978.html)

- Minimum investment in equity & equity related instruments of large cap companies - 25% of total assets
- Minimum investment in equity & equity related instruments of mid cap companies - 25% of total assets
- Minimum investment in equity & equity related instruments of small cap companies - 25% of total assets

For this purpose, SEBI also defined the various market capitalization categories as under:

**Box 2.2: Definition of Large-cap, Mid-cap and Small-cap**

Large cap, mid cap and small cap companies are defined as follows:

1. Large Cap: 1<sup>st</sup>-100<sup>th</sup> company in terms of full market capitalization
2. Mid Cap: 101<sup>st</sup>-250<sup>th</sup> company in terms of full market capitalization
3. Small Cap: 251<sup>st</sup> company onwards in terms of full market capitalization

The same definition applies in case of other scheme categories, too, as applicable.

**2. Large Cap Fund:** An open-ended equity scheme predominantly investing in large cap stocks. The minimum investment in equity and equity related instruments of large cap companies shall be 80 percent of total assets.

**3. Large and Mid-Cap Fund:** An open-ended equity scheme investing in both large cap and mid cap stocks. The minimum investment in equity and equity related instruments of large cap companies shall be 35 percent of total assets. The minimum investment in equity and equity related instruments of mid cap stocks shall be 35 percent of total assets.

**4. Mid Cap Fund:** An open-ended equity scheme predominantly investing in mid cap stocks. The minimum investment in equity and equity related instruments of mid cap companies shall be 65 percent of total assets.

**5. Small cap Fund:** An open-ended equity scheme predominantly investing in small cap stocks. Minimum investment in equity and equity related instruments of small cap companies shall be 65 percent of total assets.

**6. Dividend Yield Fund:** An open-ended equity scheme predominantly investing in dividend yielding stocks. Scheme should predominantly invest in dividend yielding stocks. The minimum investment in equity shall be 65 percent of total assets.

**7. Value Fund or Contra Fund:** A value fund is an open-ended equity scheme following a value investment strategy. Minimum investment in equity & equity related instruments shall be 65 percent of total assets. A contra fund is an open-ended equity scheme following a contrarian investment strategy. Mutual Funds will be permitted to offer either Value fund or Contra fund.

**8. Focused Fund:** An open-ended equity scheme investing in maximum 30 stocks (the scheme needs to mention where it intends to focus, viz., multi cap, large cap, mid cap, small cap). Minimum investment in equity & equity related instruments shall be 65 percent of total assets.

**9. Sectoral/Thematic:** An open-ended equity scheme investing in a specific sector such as bank; power is a sectoral fund. While an open-ended equity scheme investing in line with an investment theme. For example, an infrastructure thematic fund might invest in shares of companies that are into infrastructure, construction, cement, steel, telecom, power etc. The minimum investment in equity and equity related instruments of a particular sector/ theme shall be 80 percent of total assets.

**10. Equity Linked Savings Scheme:** An open-ended equity linked saving scheme with a statutory lock-in of 3 years and tax benefit. The minimum investment in equity and equity related instruments shall be 80 percent of total assets (in accordance with Equity Linked Saving Scheme, 2005 notified by the Ministry of Finance).

**11. Flexi-cap Fund:** An open-ended equity scheme where the minimum investment in equity and equity related assets are 65% of the total assets. This would be a dynamic fund where there can be investment across large cap, mid cap as well as small cap stocks.<sup>11</sup>

## **B. Debt schemes**

**1. Overnight Fund:** An open-ended debt scheme investing in overnight securities. The investment is in overnight securities having a maturity of 1 day.<sup>12</sup>

**2. Liquid Fund:** An open-ended liquid scheme whose investment is into debt and money market securities with a maturity of up to 91 days only.

**3. Ultra-Short Duration Fund:** An open ended ultra-short-term debt scheme investing in debt and money market instruments with Macaulay duration of the portfolio between 3 months and 6 months.

**4. Low Duration Fund:** An open-ended low duration debt scheme investing in debt and money market instruments with Macaulay duration of the portfolio between 6 months and 12 months.

**5. Money Market Fund:** An open-ended debt scheme investing in money market instruments

---

<sup>11</sup> Mutual Funds have the option to convert an existing scheme into a Flexi Cap Fund subject to compliance with the requirement for change in fundamental attributes of the scheme in terms of Regulation 18(15A) of SEBI (Mutual Funds) Regulations, 1996. [https://www.sebi.gov.in/legal/circulars/nov-2020/circular-on-introduction-of-flexi-cap-fund-as-a-new-category-under-equity-schemes\\_48108.html](https://www.sebi.gov.in/legal/circulars/nov-2020/circular-on-introduction-of-flexi-cap-fund-as-a-new-category-under-equity-schemes_48108.html)

<sup>12</sup> The overnight funds can deploy, not exceeding, 5% of the net assets of the scheme in G-secs and/or T-bills with a residual maturity of up to 30 days for the purpose of placing the same as margin and collateral for certain transactions.

Source: [https://www.sebi.gov.in/legal/circulars/dec-2021/circular-on-mutual-funds\\_54542.html](https://www.sebi.gov.in/legal/circulars/dec-2021/circular-on-mutual-funds_54542.html)

having maturity up to 1 year.

**6. Short Duration Fund:** An open-ended short-term debt scheme investing in debt and money market instruments with Macaulay duration of the portfolio between 1 year and 3 years.

**7. Medium Duration Fund:** An open-ended medium-term debt scheme investing in debt and money market instruments with Macaulay duration of the portfolio being between 3 years to 4 years. Portfolio Macaulay duration under anticipated adverse situation is 1 year to 4 years.

**8. Medium to Long Duration Fund:** An open-ended medium-term debt scheme investing in debt and money market instruments with Macaulay duration of the portfolio between 4 years and 7 years. Portfolio Macaulay duration under anticipated adverse situation is 1 year to 7 years.

**9. Long Duration Fund:** An open-ended debt scheme investing in debt and money market instruments with Macaulay duration of the portfolio greater than 7 years.

**10. Dynamic Bond:** An open-ended dynamic debt scheme investing across duration.

**11. Corporate Bond Fund:** An open-ended debt scheme predominantly investing in AA+ and above rated corporate bonds. The minimum investment in corporate bonds shall be 80 percent of total assets (only in AA+ and above rated corporate bonds).

**12. Credit Risk Fund:** An open-ended debt scheme investing in below highest rated corporate bonds. The minimum investment in corporate bonds shall be 65 percent of total assets (only in AA (excludes AA+ rated corporate bonds) and below rated corporate bonds).<sup>13</sup>

**13. Banking and PSU Fund:** An open-ended debt scheme predominantly investing in debt instruments of banks, Public Sector Undertakings, Public Financial Institutions and Municipal Bonds. The minimum investment in such instruments should be 80 percent of total assets.

**14. Gilt Fund:** An open-ended debt scheme investing in government securities across maturity. The minimum investment in G-secs is defined to be 80 percent of total assets (acrossmaturity).

**15. Gilt Fund with 10-year constant duration:** An open-ended debt scheme investing in government securities having a constant maturity of 10 years. Minimum investment in G-secs is 80 percent of total assets such that the Macaulay duration of the portfolio is equal to 10 years.

**16. Floater Fund:** An open-ended debt scheme predominantly investing in floating rate

---

<sup>13</sup>Vide SEBI Circular (SEBI/HO/IMD/DF3/CIR/P/2017/114 October 6, 2017) words/phrases that highlight/emphasize only return aspect of the scheme shall not be used in the name of the scheme (for instance credit opportunities fund, high yield fund, credit advantage etc.)

instruments (including fixed rate instruments converted to floating rate exposures using swaps/derivatives). Minimum investment in floating rate instruments (including fixed rate instruments converted to floating rate exposures using swaps/derivatives) shall be 65 percent of total assets.

### C. Hybrid Schemes

**1. Conservative Hybrid Fund:** An open-ended hybrid scheme investing predominantly in debt instruments. Investment in debt instruments shall be between 75 percent and 90 percent of total assets while investment in equity and equity instruments shall be between 10 percent and 25 percent of total assets.

#### **2. Balanced Hybrid or Aggressive Hybrid Fund:**

- i. **Balanced Hybrid Fund:** An open-ended balanced scheme investing in equity and debt instruments. The investment in equity and equity related instruments shall be between 40 percent and 60 percent of total assets while investment in debt instruments shall be between 40 percent and 60 percent. No arbitrage is permitted in this scheme.
- ii. **Aggressive Hybrid Fund:** An open-ended hybrid scheme investing predominantly in equity and equity related instruments. Investment in equity and equity related instruments shall be between 65 percent and 80 percent of total assets while investment in debt instruments shall be between 20 percent and 35 percent of total assets.

*Mutual funds in India are permitted to offer either Aggressive Hybrid Fund or Balanced Fund.*

**3. Dynamic Asset Allocation or Balanced Advantage:** It is an open-ended dynamic asset allocation fund with investment in equity/debt that is managed dynamically.

**4. Multi Asset Allocation:** An open-ended scheme investing in at least three asset classes with a minimum allocation of at least 10 percent each in all three asset classes. Foreign securities are not treated as a separate asset class in this kind of scheme.

**5. Arbitrage Fund:** An open-ended scheme investing in arbitrage opportunities. The minimum investment in equity and equity related instruments shall be 65 percent of total assets.

**6. Equity Savings:** An open-ended scheme investing in equity, arbitrage and debt. The minimum investment in equity and equity related instruments shall be 65 percent of total assets and the minimum investment in a debt shall be 10 percent of total assets. The minimum hedged and unhedged investment needs to be stated in the SID. Asset Allocation under defensive

considerations may also be stated in the SID.

#### **D. Solution Oriented Schemes**

- 1. Retirement Fund:** An open-ended retirement solution-oriented scheme having a lock-in of 5 years or till retirement age (whichever is earlier). This is meant for long term planning related to acquiring a corpus for retirement.
- 2. Children's Fund:** An open-ended fund for investment for children having a lock-in for at least 5 years or till the child attains the age of majority (whichever is earlier). This is meant to invest to build a corpus for the child and their needs in the coming years.

#### **E. Other Schemes**

- 3. Index Funds/Exchange Traded Fund:** An open-ended scheme replicating/tracking a specific index. This minimum investment in securities of a particular index (which is being replicated/ tracked) shall be 95 percent of total assets.
- 4. Fund of Funds (Overseas/Domestic):** An open-ended fund of fund scheme investing in an underlying fund. The minimum investment in the underlying fund shall be 95 percent of total assets.

**There can be only one scheme per category, except in the following cases:**

1. Index funds and ETFs replicating or tracking different indices,
2. Fund of Funds having different underlying schemes, and
3. Sector funds or thematic funds investing in different sectors or themes

Apart from the above, let us also take a look at certain other categories:

**Fixed Maturity Plans** are a kind of close-ended debt fund where the duration of the investment portfolio is closely aligned to the maturity of the scheme. AMC's tend to structure the scheme around pre-identified investments. Further, being close-ended schemes, they do not accept money post-NFO. Therefore, the fund manager has a little ongoing role in deciding on the investment options. Such a portfolio construction gives more clarity to investors on the likely returns if they stay invested in the scheme until its maturity (though there can be no guarantee or assurance of such returns). This helps them compare the risk and returns of the scheme with alternative investments.

**Target Maturity Date Funds (TMF)** are a type of debt mutual fund in India that offer a unique investment strategy. These funds are designed to mature on a specific date, typically ranging from 2 to 10 years, allowing investors to plan their financial goals accordingly. TMFs invest in bonds with matching maturities, minimizing reinvestment risk and providing predictable returns. They are ideal for investors seeking low-risk, income-generating investments with a

defined horizon, such as retirement planning or children's education. Additionally, TMFs provide liquidity through listing on stock exchanges, allowing investors to exit before the maturity date if needed. In the last few years, the Indian mutual fund industry has witnessed growing interest in these funds. TMFs offer benefits like predictable returns, low credit risk, tax efficiency, and liquidity, making them an attractive option for investors seeking stable, long-term investments.

**Capital Protection Oriented Funds** are closed-end hybrid funds. In these types of funds, the exposure to equity is typically taken through the equity derivatives market. The portfolio is structured such that a portion of the principal amount is invested in debt instruments so that it grows to the principal amount over the term of the fund. For example, Rs.90 may be invested for 3 years to grow into Rs.100 at maturity. This provides protection to the capital invested. The remaining portion of the original amount is invested in equity derivatives to earn higher returns.

**Infrastructure Debt Funds** are investment vehicles that can be sponsored by commercial banks and NBFCs in India in which domestic/offshore institutional investors, especially insurance and pension funds can invest through units and bonds issued by the IDFs. Infrastructure Debt Funds (IDFs), can be set up either as a Trust or as a Company. A trust based IDF would normally be a Mutual Fund (MF), regulated by SEBI, while a company based IDF would normally be an NBFC regulated by the Reserve Bank.

According to SEBI Mutual Fund Regulations, IDF means a close ended mutual fund scheme that invests primarily (minimum 90 percent of scheme assets) in the debt securities or securitized debt instrument of infrastructure companies or infrastructure capital companies or infrastructure projects or special purpose vehicles which are created for the purpose of facilitating or promoting investment in infrastructure, and other permissible assets in accordance with Securities and Exchange Board of India (Mutual Funds) Regulations, 1996 or bank loans in respect of completed and revenue generating projects of infrastructure companies or projects or special purpose vehicles. IDF-MFs can be sponsored by banks and NBFCs. Only banks and Infrastructure Finance companies can sponsor IDF-NBFCs.

**Real Estate Mutual Fund** scheme invests directly or indirectly in real estate assets or other permissible assets in accordance with the SEBI (Mutual Funds) Regulations, 1996. SEBI's regulations require that at least 35 percent of the portfolio should be held in physical assets. Not less than 75 percent of the net assets of the scheme shall be in real estate assets, mortgage-backed securities (but not directly in mortgages), equity shares or debentures of companies engaged in dealing in real estate assets or in undertaking real estate development projects. Assets held by the fund will be valued every 90 days by two valuers accredited by a credit rating agency. The lower of the two values will be taken to calculate the NAV. These funds are closed-end funds and have to be listed on a stock exchange. Other real estate and infrastructure investment instruments allowed by SEBI are Real Estate Investment Trusts (REITs) and Infrastructure Investment Trusts (InvITs). However, these two are not mutual fund

schemes. (See Box 2.2)

### ***Environmental, Social and Governance (“ESG”) Investing<sup>14</sup>***

SEBI has introduced a separate sub-category for ESG investments under the thematic category of Equity schemes. Any scheme under the ESG category can be launched with one of the following strategies:

- a. Exclusion
- b. Integration
- c. Best-in-class & Positive Screening
- d. Impact investing
- e. Sustainable objectives
- f. Transition or transition related investments

Moneys collected under ESG schemes shall be invested in the manner as specified by the Board from time to time.

#### ***Box 2.2: Real Estate Investment Trusts and Infrastructure Investment Trusts***

***Real Estate Investment Trusts (REIT)*** are trusts registered with SEBI that invest in commercial real estate assets. The REIT will raise funds through an initial offer and subsequently through follow-on offers, rights issue and institutional placements. The value of the assets owned or proposed to be owned by a REIT coming out with an initial offer will not be less than Rs. 500 crore and the minimum offer size will not be less than Rs.250 crore. The minimum subscription amount in an initial offer which was Rs. 50,000/- earlier has now been brought down to Rs 10,000-15,000. The units are listed on the stock exchange. The traded lot of a REIT will also be one unit.

***Infrastructure Investment Trusts (InvIT)*** are trusts registered with SEBI that invest in the infrastructure sector. The InvIT will raise funds from the public through an initial offer of units. The offer shall be for not less than Rs. 250 crores and the value of the proposed assets of the InvIT shall not be less than Rs. 500 crores. The minimum subscription size which was Rs.1 lakh earlier has now been brought down to Rs 10,000-15,000. The units are listed on a stock exchange and the traded lot will be one unit.

### **2.2.5 New types of funds**

There is an increase in the variation seen in the kinds of funds that are being launched by mutual fund houses. Some of these variants are discussed below.

---

<sup>14</sup> Candidates may read more about ESG Investing in MF at: [https://www.sebi.gov.in/legal/circulars/jul-2023/new-category-of-mutual-fund-schemes-for-environmental-social-and-governance-esg-investing-and-related-disclosures-by-mutual-funds\\_74186.html](https://www.sebi.gov.in/legal/circulars/jul-2023/new-category-of-mutual-fund-schemes-for-environmental-social-and-governance-esg-investing-and-related-disclosures-by-mutual-funds_74186.html)

### **Smart Beta Fund**

Smart beta funds are an extension of index or Exchange Traded Funds (ETFs) as they change the basis of the exposure in the portfolio to the index using alternative strategies. For example, a fund that tracks an index will have the same exposure as the index and this would mean weightage by market capitalisation. Smart beta strategies rely less on market cap and this could include things like equal weightage or exposure based on additional parameters. The whole idea of smart beta funds is to improve returns. Increase diversification and reduce risk.

### **Quant Funds**

Quant funds rely on data analysis and numbers usually undertaken by machines to select the securities in the portfolio. There are pre-determined models that are created and these are derived through analysis of past data. The model then runs through the emerging data to select the holdings and make decisions about buying and selling. This takes out the human element in decision making.

### **International REITs**

A fund that invests in Real Estate Investment Trusts abroad gives an exposure to the investor both to international funds plus the commercial real estate sector. In India too, the number of REITs being listed are increasingly slowly and this kind of fund provides a different kind of holding to those who need such exposure.

### **Specialized Investment Fund**

The current range of investment products with varying risk-reward profiles, are intended to meet the investment needs of retail, high net-worth and institutional investors. The regulatory framework and prudential norms governing these vehicles become progressively more flexible from mutual funds (MFs) to portfolio management services (PMS) to alternative investment funds (AIFs), in sync with the investment profile and investment size of these products.

Over the years, a gap has emerged between MFs and PMS in terms of portfolio flexibility, creating an opportunity for a new investment product. To bridge this gap, SEBI in its recent amendment to SEBI (Mutual Funds) Regulations, has introduced a new product line under mutual funds known as Specialized Investment Fund (SIF).

The minimum required investment amount is Rs. 10 lakhs from the investors across all investment strategies.

### **Investment strategies under SIF**

The following investment strategies shall be permitted to be launched under SIF, at this stage:

## **A. Equity Oriented Investment Strategies**

### **a. Equity Long-Short Fund**

Under this strategy the minimum investment in equity and equity related instruments should be 80% and the maximum short exposure through unhedged derivative positions in equity and equity related instruments would be 25%. It could be an open ended/interval equity investment strategy investing in listed equity and equity related instruments including limited short exposure in equity through derivative instruments.

### **b. Equity Ex-Top 100 Long-Short Fund**

Under this strategy, a minimum of 65% of NAV must be invested in equity and equity related instruments of stocks excluding the top 100 stocks by market capitalisation. The short exposure through unhedged derivative positions in equity and equity related instruments of other than large cap stocks would be restricted to a maximum of 25% of NAV. The structure of the fund could be open-ended or interval type.

### **c. Sector Rotation Long-Short Fund**

While the above two strategies are operated at stock level, this one would be at the sector level, which means if a fund manager decides to go short on a sector, all stocks from the sector must be held as short positions. Under this strategy, the minimum investment in equity and equity related instruments must be at least 80%, which the maximum number of sectors could be 4. The maximum short exposure through unhedged derivative positions would be restricted to 25% of the NAV. This also could be an open-ended or interval scheme.

In all the three cases, the AMC may decide to allow redemptions on a daily basis or any lesser frequency.

## **B. Debt Oriented Investment Strategies**

### **a. Debt Long-Short Fund**

This would be an interval fund investing in debt instruments across duration, including unhedged short exposure through exchange-traded debt derivative instruments.

### **b. Sectoral Debt Long-Short Fund**

This also would be an interval scheme, investing in debt instruments including limited short position in debt instruments of minimum two sectors. Such short positions should be across the sectors, which means that the short positions shall be across all the instruments of that particular sector. The scheme must invest in debt instruments of at least two sectors, with the maximum sector exposure restricted to 75%. The maximum short exposure through unhedged derivative positions in debt instruments would be restricted to 25% of the NAV.

Both the above strategies would be interval schemes. The AMCs may allow redemption from the scheme once a week or any lesser frequency.

### **C. Hybrid Investment Strategies**

#### **a. Active Asset Allocator Long-Short Fund**

This would be an interval scheme. The investment strategy would be to dynamically invest across equity, debt, equity derivatives, debt derivatives, commodity derivatives, REITs and InvITs. The maximum short positions in equity derivatives and debt derivatives would be restricted to 25% of the NAV.

#### **b. Hybrid Long-Short Fund**

This would also be an interval scheme with an investment strategy to take exposure into equity securities, debt securities, equity derivatives and debt derivatives. The scheme can take short exposure in equity and debt through unhedged derivative positions. The scheme would be required to invest a minimum of 25% each in equity securities and debt securities, which the maximum short exposure through unhedged derivative positions in equity and debt instruments would be restricted to 25% of the net assets of the scheme.

Both the above strategies would be interval schemes. The AMCs may allow redemption from the scheme two times a week or any lesser frequency.

To avoid proliferation of investment strategies and in line with the approach followed for categorization of MF schemes, only one investment strategy shall be permitted to be launched under each of the aforementioned categories.

## **2.3 Growth of the mutual fund industry in India**

Mutual funds have become popular among the investors in India. Mutual fund industry in India has witnessed a surge in the mutual fund assets under management (AUM) from Rs. 11.89 lakh crores in March 2015 to Rs 66.70 lakh crore in March 2025. The 10-year growth stands at 18.82 per cent p.a. compounded annually.<sup>15</sup>

Even, the number of folios have also seen a big rise. From a little over 4.80 crore folios in March 2010, it has crossed 23.45 crore folios as on March 2025, a growth rate of over 11 per cent per year.

The share of mutual funds in the overall financial investments in India has risen from 10 percent in March 2016 to 12 percent in March 2017 and to 14 percent in March 2018. Compared to this, there has been a drop in the share of bank deposits from 71 percent to 69

---

<sup>15</sup> Source: AMFI website

percent and then to 65 percent during the same period. At the same time, the growth of the Indian mutual fund industry has been stupendous in comparison to the world. The Indian mutual fund industry's share has gone up from 0.33 percent in 2008 to 0.60 percent in 2018.<sup>16</sup> Another major development is the rising popularity of SIPs.<sup>17</sup> The SIP contribution has grown phenomenally from Rs. 8,055 crores in March 2019 to Rs. 26,400 crores in January 2025.<sup>18</sup>

---

<sup>16</sup> Source: *Digital Evolution – Can technology be the propelling factor for the industry?* a report published by CRISIL for AMFI in August 2018)

<sup>17</sup> For latest updates of MF industry growth, please refer: <https://www.amfiindia.com/research-information/other-data/industry-data-analysis>

<sup>18</sup> Source: Mutual funds route to Viksit Bharat @2047, a report published by pwc and AMFI.

## Chapter 2: Sample Questions

1. \_\_\_\_\_ indicates how much money can be generated per unit of mutual fund in case the scheme is liquidated.
  - a. Asset Under Management
  - b. Net Asset Value**
  - c. Market price
  - d. Exit load
  
2. Which of the following is an advantage of mutual funds?
  - a. Customized portfolio
  - b. Convenience to buy stocks and bonds directly from the mutual fund
  - c. Economies of scale**
  
3. Which amongst the following categories of mutual funds have a fixed maturity date?
  - a. Open-ended funds
  - b. Exchange Traded Funds
  - c. Close-ended funds**
  - d. Interval funds

## CHAPTER 3: LEGAL STRUCTURE OF MUTUAL FUNDS IN INDIA

### Learning Objectives:

#### After studying this chapter, you should know about:

- Legal Structure of mutual funds
- Key Constituents of a Mutual Fund
- Organization Structure of Asset Management Company
- Role and support functions of service providers of mutual funds

### 3.1 Structure of Mutual Funds in India

SEBI (Mutual Fund) Regulations, 1996 as amended till date define “mutual fund” as “a fund established in the form of a trust to raise monies through the sale of units to the public or a section of the public under one or more schemes for investing in securities, money market instruments, gold or gold-related instruments, silver or silver related instruments, real estate assets and such other assets and instruments as specified by SEBI from time to time.” The firm must set up a separate Asset Management Company (AMC) to run a mutual fund business.

Key features of a mutual fund that flows from the definition above are:

- It is established as a trust
- It raises money through the sale of units to the public or a section of the public
- The units are sold under one or more schemes
- The schemes invest in securities (including money market instruments) or gold or gold-related instruments or silver or silver related instruments or real estate assets.

SEBI has stipulated the legal structure under which mutual funds in India need to be constituted. The structure, which has inherent checks and balances to protect the interests of the investors, can be briefly described as follows:

- Mutual funds are constituted as Trusts. Therefore, they are governed by the Indian Trusts Act, 1882.
- The mutual fund trust is created by one or more Sponsors, who are the main persons behind the mutual fund business.
- Every trust has beneficiaries. The beneficiaries, in the case of a mutual fund trust, are the investors who invest in various schemes of the mutual fund, called unit-holders.
- The operations of the mutual fund trust are governed by a Trust Deed, which is executed between the sponsors and the trustees. SEBI has laid down various clauses

that need to be part of the Trust Deed.

- The Trust acts through its trustees. Therefore, the role of protecting the interests of the beneficiaries (investors / unit-holders) is that of the Trustees. The first trustees are named in the Trust Deed, which also prescribes the procedure for a change in Trustees.
- To perform the trusteeship role, either individuals may be appointed as trustees or a Trustee company may be appointed. When individuals are appointed as trustees, they are jointly referred to as 'Board of Trustees'. A trustee company functions through its Board of Directors.
- Day to day management of the schemes is handled by an Asset Management Company (AMC). The AMC is appointed by the sponsor or the Trustees.
- The trustees execute an investment management agreement with the AMC, setting out its responsibilities.
- Although the AMC manages the schemes, custody of the assets of the scheme (securities, gold, gold-related instruments, real estate assets & silver or silver related instruments) is with a Custodian, who is appointed by the Trustees.
- Investors invest in various schemes of the mutual fund. The record of investors and their unit-holding may be maintained by the AMC itself, or it can appoint a Registrar & Transfer Agent (RTA).

## **3.2 Key Constituents of a Mutual Fund**

### **3.2.1 Sponsors**

The application to SEBI for registration of a mutual fund is made by the sponsor(s). Thereafter, the sponsor invests in the capital of the AMC.

Since sponsors are the main people behind the mutual fund operation, few points regarding their eligibility criteria have been specified as follows:

- The sponsor should have a sound track record and general reputation of fairness and integrity in all business transactions. The requirements are:
  - The sponsor should be carrying on business in financial services for not less than 5 years; and
  - ensure that the net worth (share capital plus reserves minus accumulated losses) is positive in all the immediately preceding 5 years; and

- ensure that the positive *liquid networth*<sup>19</sup> is more than the proposed capital contribution of the sponsor in the asset management company and ensure that in case of change in control of the existing asset management company due to acquisition of shares, the positive liquid net worth of the sponsor or funds tied up by the sponsor is to the extent of aggregate par value or market value of the shares proposed to be acquired, whichever is higher; and
  - have net profit after providing for depreciation, interest and tax in each of the immediately preceding five years; and
  - have average net annual profits after depreciation, interest and tax during the immediately preceding five years of at least rupees 10 crore.
- The sponsor should be a fit and proper person for this kind of operation.

Association of Mutual Funds in India's (AMFI) website<sup>20</sup> lists the names of all the Asset Management Companies, which are members of AMFI, in terms of the category of the sponsor, viz., Banks, Institutions, Private sector, etc. Within banks, there are predominantly Indian joint ventures, and others; and similarly, within the private sector, there are Indian, foreign, and predominantly Indian joint ventures.

### **3.2.2 Board of Trustees**

The trustees have a critical role in ensuring that the mutual fund complies with all the regulations and protects the interests of the unit-holders.

The SEBI Regulations stipulate that:

- Every trustee must be a person of ability, integrity and standing.
- A person who is guilty of moral turpitude cannot be appointed as a trustee.
- A person convicted of any economic offence or violation of any securities law cannot be appointed as trustee.
- No AMC and no director (including independent director), officer, an employee of an AMC shall be eligible to be appointed as a trustee of a mutual fund.
- No person who is appointed as a trustee of a mutual fund shall be eligible to be appointed as trustee of any other mutual fund.

Prior approval of SEBI needs to be taken before a person is appointed as Trustee.

---

<sup>19</sup>Liquid networth" means the networth deployed in liquid assets which are unencumbered and shall include cash, money market instruments, Government Securities, Treasury bills, Repo on Government securities and any other like instruments as specified by the Board from time to time.

<sup>20</sup> [www.amfiindia.com](http://www.amfiindia.com)

The sponsor will have to appoint at least 4 trustees. If a trustee company has been appointed, then that company would need to have at least 4 directors on the Board. Further, at least two-thirds of the trustees on the Board of the trustee company would need to be independent trustees i.e., not associated with the sponsor in any way.

SEBI expects Trustees to perform a key role in ensuring legal compliances and protecting the interest of investors. Accordingly, various General Due Diligence and Special Due Diligence responsibilities have been assigned to them. The rights and responsibilities include the following:

- The trustees shall enter into an Investment Management Agreement with the AMC that will define the functioning of the AMC in making and managing the mutual fund's investments.
- The trustees have the right to seek any information they require from the AMC to facilitate meeting their responsibilities as trustees.
- The trustees shall periodically review the service contracts relating to custody arrangements, and satisfy themselves that such contracts are executed in the interest of the unit holders. The trustees shall ensure that all transactions entered into by the AMC are in compliance with the regulations and the scheme.
- The trustees shall ensure that the interests of the unitholders are not compromised in any of the AMC's dealings with brokers, other associates and even unitholders of other schemes.
- If the trustees believe that the conduct of the business of the mutual fund is contrary to the provisions of the regulations, then they must take corrective action and inform SEBI of the same.
- The trustees shall ensure that no change in the fundamental attributes of any scheme, the fees and expenses payable or any other change which would modify the scheme and affect the interest of the unit holders is carried out by the asset management company, unless it complies with the regulation. The trustees have to file details of their securities dealings with the mutual fund within the time and manner as may be specified by SEBI from time to time.
- On a quarterly basis the trustees shall review the transactions of the mutual fund with the AMC and its associates. They shall also review the net worth of the AMC on a quarterly basis to ensure compliance with the threshold provided in the mutual fund regulations.
- The trustees shall periodically review the investor complaints received and their redressal by the AMC.
- The trustees shall ensure that the trust property is properly protected, held and

administered.

- The trustees shall obtain and consider the reports of the auditors and compliance officers in their periodic meetings and take action as required.
- The trustees shall file half-yearly reports to SEBI.
- Trustees shall exercise independent due diligence on certain “core responsibilities”, as specified by SEBI.

The strict provisions go a long way in promoting the independence of the role of trusteeship in a mutual fund.

The trustees of mutual funds can now seek administrative assistance to monitor various activities of asset management companies.

### **3.2.3 Mutual Fund Trust**

A mutual fund is constituted in the form of a trust and the instrument of trust is in the form of a deed, duly registered under the provisions of the Indian Registration Act, 1908 (16 of 1908), executed by the sponsor in favour of the trustees named in such an instrument.

### **3.2.4 Asset Management Company**

Day to day operations of a mutual fund is handled by the AMC. The sponsor or, the trustees if so, authorized by the trust deed, shall appoint the AMC with the approval of SEBI.

As per SEBI regulations:

- The directors of the asset management company need to be persons having adequate professional experience in the finance and financial services related field.
- The directors as well as key personnel of the AMC should not have been found guilty of moral turpitude or convicted of any economic offence or violation of any securities laws.
- Key personnel of the AMC should not have worked for any asset management company or mutual fund or any intermediary during the period when its registration was suspended or cancelled at any time by SEBI.

Prior approval of the trustees is required before a person is appointed as a director on the board of the AMC.

Further, at least 50 percent of the directors should be independent directors i.e., not associate of or associated with the sponsor or any of its subsidiaries or the trustees.

The asset management company need to have a networth of not less than rupees fifty crore deployed in assets as may be specified by the Board to be effective from January 01, 2024.

The networth of the asset management company as required must be maintained on a continuous basis and it is the responsibility of the sponsor to ensure the same. A change in the control of the AMC directly or indirectly can be made only with the prior approval of the trustees and SEBI. A written communication about the change in the control of the AMC is sent to each unitholder (for those unitholders whose e-mail IDs are registered with the mutual funds, the communication can be sent through e-mail) and an advertisement is given in one English daily newspaper having nationwide circulation and, in a newspaper, published in the language of the region where the Head Office of the mutual fund is situated. The unitholders are given the option to exit on the prevailing Net Asset Value (NAV) without any exit load within a time period not less than 30 calendar days from the date of communication.

The AMC is responsible for conducting the activities of the mutual fund. It, therefore, arranges for the requisite offices and infrastructure, engages employees, provides for the requisite software, handles advertising and sales promotion, and interacts with regulators and various service providers.

The AMC has to take all reasonable steps and exercise due diligence to ensure that the investment of funds pertaining to any scheme is not contrary to the provisions of the SEBI regulations and the trust deed. Further, it has to exercise due diligence and care in all its investment decisions.

The appointment of an AMC can be terminated by a majority of the trustees, or by 75 percent of the Unit-holders. However, any change in the AMC is subject to prior approval of SEBI and the Unit-holders.

The AMCs desirous of launching Specialized Investment Fund (SIF), shall fulfill the additional requirements and meet the eligibility criteria as specified by SEBI.

### **3.2.5 Custodian**

The custodian has custody of the assets of the fund. As part of this role, the custodian needs to accept and give delivery of securities for the purchase and sale transactions of the various schemes of the fund. Thus, the custodian settles all the transactions on behalf of the mutual fund schemes.

All custodians need to register with SEBI under the SEBI (Custodian) Regulations 1996. The Custodian is appointed by the trustees. A custodial agreement is entered into between the trustees and the custodian.

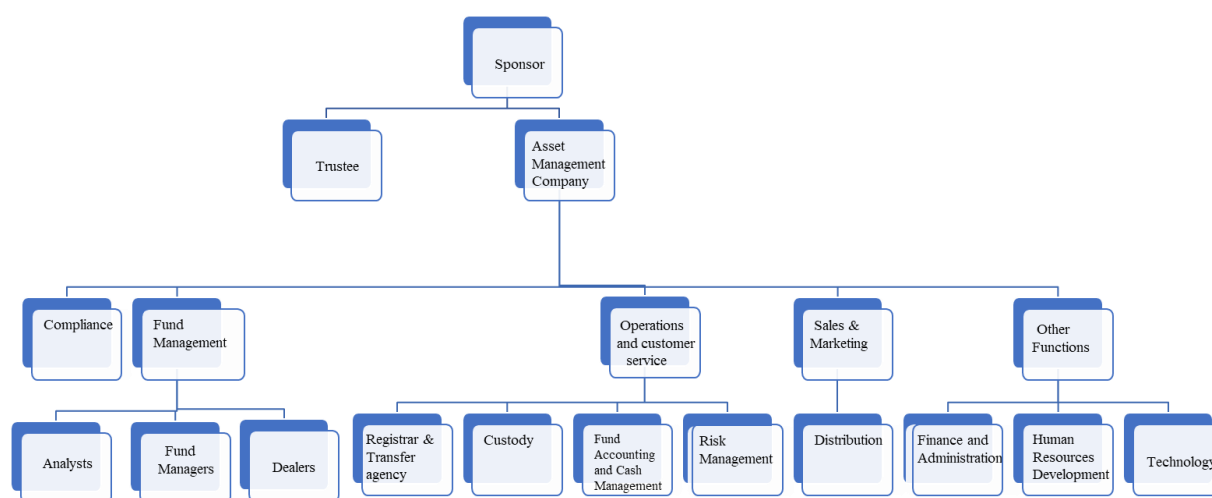
The SEBI regulations provide that if the sponsor or its associates control 50 percent or more of the voting rights of the share capital of the custodian, or if 50 percent or more of the directors of a custodian represent the interest of the sponsor or its associates, then, unless certain specific conditions are fulfilled, that custodian cannot be appointed for the mutual fund operation of the sponsor or its associate or subsidiary company.

An independent custodian ensures that the securities are indeed held in the scheme for the benefit of investors—an important control aspect.

The custodian also tracks corporate actions such as dividends, bonuses and rights in companies where the fund has invested.

### 3.3 Organization Structure of Asset Management Company

It is important to understand the various functions of an Asset Management Company (AMC) through the details of various departments within the firm (Chart 3.1).



**Chart 3.1: Organisation Structure of Asset Management Company**

Chart 3.1 is used for the explanation of various functions within an AMC. Individual AMCs may have some differences in the structure.

#### 3.3.1 Compliance Function

Compliance Officer needs to ensure all the legal compliances. In the scheme documents of new issues, the Compliance Officer signs a due-diligence certificate to the effect that all regulations have been complied with, and that all the intermediaries mentioned in the scheme related documents have the requisite statutory registrations and approvals. To ensure independence, the Compliance Officer reports directly to the head of the AMC. The Compliance Officer works closely with the Trustees on various compliance and regulatory issues. It is the responsibility of the compliance officer to report any issue of non-compliance directly and immediately to the trustees.

#### 3.3.2 Fund management

Fund management is the most critical function in an Asset Management Company. It is at the core of the value proposition offered by the firm. The main function of this team is to invest the investors' money in line with the stated objective of the scheme and to manage the same

effectively.

Normally, the team can be broken into three sub-teams, viz., the analysts, the fund managers, and the dealers.

The analysts analyse various opportunities, be it individual securities, or sectors, or the state of the markets, or the economy. Some of them may analyse the stock markets, whereas some may analyse debt markets. Within debt markets, some may evaluate credit opportunities, whereas some may analyse the interest rate movements. Their job is to identify investment opportunities.

The fund managers evaluate the opportunities presented to them by the analysts, the brokers, and other research firms. They may also identify opportunities by themselves. The performance of the scheme is the fund manager's responsibility.

The third sub-team is that of the dealers, whose responsibility is to place orders with securities brokers based on the instructions of the fund managers.

### **3.3.3 Operations and customer services team**

When a customer visits a branch office of an AMC, s/he is attended to by the customer services team. Such a team is also called the front office team. Apart from this front office team, there is also a team in the back office to help investors by resolving various queries. Both these together are part of the Customer Services Team. Many AMCs have adopted information technology solutions and have set up call centers and chat bots to answer customer queries and resolve service issues.

The Registrar and Transfer Agency (RTA), which is a big part of this unit, maintains investor records as well as allots or redeems units, processes purchase/redemption/switch requests, dividends, etc. It also generates the account statement that an investor receives.

There is a Custody Team within this group that interacts with the custodian for the purpose of settlement of various transactions that the fund management team initiates.

The Fund accounting team maintains books of accounts of each individual mutual fund scheme and calculates NAV on a daily basis.

Under SEBI's Risk Management Framework (RMF), risk management is an independent and specialized function within every Asset Management Company (AMC). The framework requires AMCs to strengthen accountability by designating dedicated risk officers for key areas of exposure—namely, investment risk, compliance risk, operational risk, and cyber security.

### **3.3.4 Sales and Marketing Team**

This team reaches out to the investors through mass media, marketing campaigns and

through a distribution channel. Their major responsibilities include branding, advertising, management of various events, and distribution of mutual fund products through various distribution channels. Mostly, it is this team that would interact with the mutual fund distributors, and take care of relationship management and engagement. This team also helps in the growth of the distribution network through various interactions and training programs.

### **3.3.5 Other functions**

These functions are largely supported functions to run the AMC operations smoothly. These include Finance/Accounts, Administration, Human Resources and Development (HRD), Information Technology. They perform various tasks that ensure smooth functioning of the AMC, as well as improve customer experiences.

- The **Accounts team** handles the finances of the AMC. This unit is different from the fund accounting team.
- There is an **Administration Department** that takes care of various facilities, offices, and other infrastructure. In many AMCs, the administration reports to the finance function.
- The **HRD department** is responsible for attracting, nurturing and retaining talent within the firm. They take care of the learning and development requirements of the personnel.
- The **Information Technology department** also referred as the Technology team, takes care of the IT infrastructure required by various functions and departments. This may also include the AMC website, as well as many facilities offered to investors and distributors with the help of technology.

## **3.4 Role and Support function of Service Providers**

### **3.4.1 Fund Accountant**

The fund accountant performs the role of calculating the NAV, by collecting information about the assets and liabilities of each scheme. The AMC can either handle this activity in-house or engage a service provider. There is no need for registration with SEBI to perform this function.

### **3.4.2 Registrars and Transfer Agents**

The Registrars and Transfer Agents (RTAs) maintain investor records. Their offices in various centers serve as Investor Service Centers (ISCs), which perform a useful role in handling the documentation of investors. The functions of the RTA include processing of purchase and redemption transactions of the investor and dealing with the financial transactions of receiving funds for purchases and making payments for redemptions, updating the unit capital of the scheme to reflect these transactions, updating the information in the individual records of the investor, called folios, keeping the investor updated about the status of their investment account and information related to the investment.

The appointment of RTA is done by the AMC. It is not compulsory to appoint an RTA. The AMC can choose to handle this activity in-house. All RTAs need to register with SEBI.

### **3.4.3 Auditors**

Auditors are responsible for the audit of accounts.

Accounts of the mutual fund schemes need to be maintained independently of the accounts of the AMC. The auditor appointed to audit the mutual fund scheme accounts needs to be different from the auditor of the AMC.

While the scheme auditor is appointed by the Trustees, the AMC auditor is appointed by the AMC.

### **3.4.4 Distributors**

Distributors have a key role in selling suitable types of mutual fund schemes to their clients/investors. A distributor can be empaneled with more than one AMCs. Distributors can be individuals or institutions such as distribution companies, broking companies and banks.

Distributors need to pass the NISM Certification Examination (NISM-Series- V-A: Mutual Fund Distributors (MFD) Certification Examination) and register with AMFI. Regulatory aspects of their role and, some of the distribution and channel management practices are covered later in Chapter 6 of the book.

Through a circular, SEBI has also allowed provisions for empanelment of a new cadre of mutual fund distributors, who are allowed to sell a certain limited set of schemes<sup>21</sup>. This new cadre of distributors can be empaneled if they clear the NISM-Series- V-B: Mutual Fund Foundation Certification Examination and register with AMFI under the particular category of distributors.

### **3.4.5 Collecting Bankers/Payment Aggregators**

The investors' money goes into the bank account of the scheme they have invested in. These bank accounts are maintained with collection bankers who are appointed by the AMC.

Leading collection bankers make it convenient to invest in the schemes by accepting applications of investors in most of their branches. Payment instruments against applications handed over to branches of the AMC or the RTA need to be banked with the collecting bankers so that the money is available for investment by the scheme. Thus, the banks enable the collection and payment of funds for the schemes.

Through this kind of mix of constituents and specialized service providers, most mutual funds maintain high standards of service and safety for investors.

While banks play a big role in facilitating mutual fund transactions, a new category of players have made an entry – the payment aggregators. There are some payment gateway providers,

---

<sup>21</sup> SEBI circular CIR/IMD/DF/21/2012 dated September 13, 2012.

digital wallets, and payment banks. All these players facilitate the transactions by allowing investors to buy mutual fund units.

### **3.4.6 KYC Registration Agencies**

It is mandatory for all investors in the securities market, including the mutual fund investors, to be KYC (Know Your Customer) compliant under the provisions of the Prevention of Money Laundering Act. The KYC process (covered in detail later in the book) involves establishing the identity and the address of the investor.

If the investor has to go through the KYC process with each mutual fund, then it would become a repetitive process. SEBI issued regulations for registration of central KYC Registry Agencies (KRAs) in 2011. This introduced a common KYC for investors investing in securities markets. KYC registration firms are registered with SEBI.

KRAs process various details and documents to establish the identity of the investor and assign a number through a letter. A copy of this letter can be submitted to any SEBI registered intermediary with whom the investor wants to transact. Since the KRAs deal with sensitive investor information, they are mandated to have enough checks and balances in place to ensure that confidentiality is maintained. The regulations mandate KRAs to have computerised connectivity to share data with one another.

### **3.4.7 Valuation agencies**

SEBI has issued guidelines for the purpose of arriving at fair valuation of debt securities that are non-traded or thinly traded. According to these guidelines, there have to be at least two valuation agencies that provide valuation matrix. The AMCs have to make use of this matrix to arrive at fair valuation of these investments. AMFI has appointed CRISIL Ltd. and ICRA Ltd. for the purpose.

### **3.4.8 Credit Rating Agencies**

Credit rating agencies rate debt securities issued by various issuers. Fund managers consider such ratings as an initial input while taking investment decisions, prior to doing their own due diligence. In few mutual fund products, credit rating assumes greater importance. Certain categories of debt funds such as corporate bond funds, credit risk funds are defined on the basis of credit rating. Even capital protection- oriented schemes carry a credit rating assigned by the rating agency. Such schemes have restrictions pertaining to their investment universe, which is also a function of the credit rating assigned by these agencies.

In case of Fixed Maturity Plans (FMPs), the AMC is allowed to disclose the proposed rating profile of the scheme before the portfolio is constructed. It is then mandatory to invest in debt securities only within the proposed rating profile, or less risky papers (higher credit rating than proposed). Thus, credit rating agencies assume an important role in case of debt mutual funds. **However, as per SEBI MF regulations, the MFs are required to disclose**

riskometer and the risk matrix which captures risks associated with the schemes.

### **3.4.9 Depositories and the Depository Participants**

A depository is an institution, which holds the securities in dematerialised or electronic form on behalf of the investors. Initially, depositories held only equity shares on behalf of the investors, later other securities including debt securities and mutual fund units were also dematerialised. Investors have the option of holding their mutual fund units in dematerialised form through a depository participant. If not held in dematerialized form, the units are tracked in the form of Account Statements. The units of ETFs are compulsorily held in demat form as only demat securities are allowed to be traded on stock exchanges.

The depositories reach out to the investors through the depository participants. As an analogy, one can consider the depositories as the head office of a bank and the depository participants akin to the branches of the bank. Like a bank account holder does not transact directly with the head office of the bank, but only with the branch; an investor does not deal with the depository, but with the depository participant.

There are two depositories in India, viz., National Securities Depository Limited (NSDL), and Central Depository Services Limited (CDSL).

### **3.4.10 Stock exchanges and the transaction platforms**

Investors can now transact in mutual fund units through the stock exchanges. The units of close-ended funds and ETFs are compulsorily listed on at least one stock exchange. At the same time, units of open-ended funds are also available through special segments on the stock exchanges. At the Bombay Stock Exchange (BSE), this segment is known as BSE-Star MF; while at the National Stock Exchange of India (NSE), it is called NSE Mutual Fund II Platform (NMF-II). Now, investors can also transact directly through stock exchanges.

MF Utilities India is another transaction platform for units of mutual funds. This is an initiative by the mutual fund industry under the Association of Mutual Funds in India (AMFI). This platform allows for the aggregation of transactions for a mutual fund investor. Investors can perform various transactions such as purchase, sale, switch, etc. Investors are able to complete their required transactions across multiple mutual funds using a single platform which makes it easier for them to handle.

These platforms play a very important role in enhancing the reach of mutual funds. Further, the internet and mobile based applications have helped to reduce paperwork and reduce transaction related errors. These applications make the process simple to execute and this increases the comfort level of investors to transact.

## **Execution Only Platforms (EOP)<sup>22</sup>**

SEBI has described the functions of Execution Only Platforms. An EOP for facilitating transactions in direct plans of schemes of Mutual Funds means, “Any digital or online platform which facilitates transactions such as subscription, redemption and switch transactions in direct plans of schemes of Mutual Funds”. The platforms provided by SEBI registered Investment Advisors and Stock Brokers to their advisory or broking clients shall not be covered under the EOP framework.

No entity shall operate as an EOP without obtaining registration from SEBI or the AMFI, as the case may be and, in the manner, specified. Two categories of EOPs have been defined. Category 1 EOP shall obtain registration from AMFI. The entity shall be a body corporate. The entity shall act as an agent of AMCs and integrate its systems with AMCs and/or RTAs authorized by such AMCs, to facilitate transactions in Mutual Funds. The entity may act as an aggregator of the transactions in direct plans of schemes of Mutual Funds and provide services to investors/other intermediaries. Category 2 EOPs shall obtain registration as a Stock Broker in terms of the SEBI (Stock Brokers) Regulations, 1992 under the EOP segment of the Stock Exchanges. The entity shall be a body corporate. The entity shall operate as an agent of investor and operate only through the platforms provided by the Stock Exchanges.

### **3.5 Role and Function of AMFI**

- Association of Mutual Funds in India (AMFI) is the association of all the registered Asset Management Companies. The objectives of AMFI are: To define and maintain high professional and ethical standards in all areas of operation of the mutual fund industry.
- To recommend and promote best business practices and code of conduct to be followed by members and others engaged in the activities of mutual fund and asset management including agencies connected or involved in the field of capital markets and financial services.
- To interact with SEBI and to represent to SEBI on all matters concerning the mutual fund industry.
- To represent to the Government, Reserve Bank of India and other bodies on all matters relating to the mutual fund Industry.
- To undertake a nationwide investor awareness programme to promote proper understanding of the concept and working of mutual funds.
- To disseminate information on the mutual fund industry and to undertake studies and research directly and/or in association with other bodies.
- To regulate the conduct of distributors including disciplinary actions (cancellation of ARN) for violations of Code of Conduct.
- To protect the interest of investors/unitholders.

---

<sup>22</sup> Candidates may read more at: [https://www.sebi.gov.in/legal/circulars/jun-2023/regulatory-framework-for-execution-only-platforms-for-facilitating-transactions-in-direct-plans-of-schemes-of-mutual-funds\\_72479.html](https://www.sebi.gov.in/legal/circulars/jun-2023/regulatory-framework-for-execution-only-platforms-for-facilitating-transactions-in-direct-plans-of-schemes-of-mutual-funds_72479.html)

A major role of AMFI involves the registration of mutual fund distributors, by allotting them AMFI Registration Number (ARN), which is mandatory for becoming a mutual fund distributor. Periodically, AMFI also issues various circulars recommending best practices for the asset management companies, as well as the distributors.

An important point to note here is that AMFI is neither a regulatory body nor a Self-Regulatory Organisation (SRO).

### Chapter 3: Sample Questions

1. **Mutual funds are constituted as 'Trusts' in India. Who are the beneficiaries of the trust?**
  - a. The employees of the Asset Management Company
  - b. The mutual fund distributors
  - c. Unitholders**
  - d. Trustees of the mutual fund
  
2. **Whose job is it to track the various corporate actions like a bonus, dividend, or rights issues in companies where the mutual fund scheme has invested?**
  - a. Registrar and Transfer Agency
  - b. Custodian**
  - c. Auditors of the Asset Management Company
  - d. Unitholders

## CHAPTER 4: LEGAL AND REGULATORY FRAMEWORK

### Learning Objectives:

After studying this chapter, you should know about:

- Role of regulators in India
- Role of SEBI in regulating mutual funds
- Due Diligence Process by AMCs for Distributors of Mutual Funds
- SEBI Advertisement Code for mutual funds
- Investor Grievance and Redress Standards
- AMFI Code of Ethics and AMFI Code of conduct for Intermediaries

### 4.1 Role of Regulators in India

At a broad level, the regulations in financial markets are driven by the need to safeguard the interests of the consumers of various financial products and services, as well as to ensure a regulated development of the financial markets, which is essential for the growth of the economy. Currently, there are four regulators, viz.,

1. Reserve Bank of India (RBI) that regulates the banking system, as well as money markets;
2. Securities and Exchange Board of India (SEBI) that regulates the securities markets;
3. Insurance Regulatory and Development Authority of India (IRDAI) that regulates the insurance market; and
4. Pension Fund Regulatory and Development Authority of India (PFRDA) that regulates the pension market.

These regulators come under the purview of the Ministry of Finance.

### 4.2 Role of Securities and Exchange Board of India

As mentioned earlier, securities markets in India are regulated by the Securities and Exchange Board of India (SEBI). It regulates, among other entities, mutual funds, depositories, custodians, registrars and transfer agents (RTAs) and credit rating agencies in the country.

The Preamble of the Securities and Exchange Board of India describes the basic functions of the Securities and Exchange Board of India as "...to protect the interests of investors in securities and to **promote the development** of, and to **regulate the securities market** and for matters connected therewith or incidental thereto".

The regulations cover three important aspects to achieve the above objectives:

- Disclosures by issuers of securities, e.g., companies that issue shares or debentures, and mutual funds that issue mutual fund units
- Efficiency of transactions in the securities markets

- Low transaction costs

Apart from the above, various other areas also warrant regulations, such as:

- Deliberate speculation in stock markets
- Insider trading
- Excessive risks taken by mutual funds
- Inadequate collateral by issuers of debt securities

If such activities are unchecked, the trust of the investors would be lost in the functioning of the markets, which eventually may lead to drying up of precious financial resources. This would further dry up the investment activity, or channeling of household savings in capital markets that the economy needs for growth.

#### 4.2.1 Regulatory reforms by SEBI

SEBI issued the mutual fund regulations in 1996 in the form of SEBI (Mutual Funds) Regulations, 1996. Since then, there have been many amendments through various regulations and circulars. In all the cases, the objective has always remained to protect the interests of the mutual fund investors, and to empower investors to take informed investment decisions. The regulations have covered many aspects such as investor services, accounting of NAV, valuation norms, disclosures and investment norms.

The various provisions of the regulations can be broken down into the following categories, with a brief discussion of what they cover:

<b>Different types of Regulation Categories</b>	<b>Areas covered</b>
1. Scheme related documents (Offer documents for schemes)	<p>The regulatory provisions cover various aspects related to various scheme related documents, including the objectives and content of the respective documents.</p> <p>These also cover the frequency of publication of the respective documents that ensures the relevant information is up-to-date.</p> <p>SEBI has mandated that the scheme performance should be compared with the total return index, as against the price return index. A Price Return Index considers only the price movement of its constituents and thus captures only the capital gains of the constituents. On the other hand, a Total Returns index considers all dividends/interest payments that are generated from the basket of components that make up the index in addition to the capital gains. The cash flows are presumed to be notionally reinvested on their ex-date into the basket of underlying components that make up the index. A mutual fund scheme takes into consideration,</p>

	capital gains as well as the dividend earnings/interest income of the instruments in which it has invested while calculating the return generated by the scheme. TRI is more appropriate as a benchmark to compare the performance of mutual fund schemes. Therefore, SEBI stipulated that all Mutual Fund schemes be benchmarked against Total Return Indices.
1A. Registration	These cover various aspects of registration of key players, viz., asset management company, sponsor, trustees. The regulations also cover various scenarios including merger of AMCs, change in management of the same, etc.
2. Conversion and consolidation of existing schemes	<p>The relevant regulations/guidelines/circulars define the manner in which the scheme mergers or consolidation should take place such that the interests of all unitholders are protected.</p> <p>SEBI circular on mutual fund scheme categorization and rationalization aimed towards conversion and consolidation of existing schemes and new products. The objective was to reduce the number of schemes to one per category in the open-ended arena, so that investors do not get confused. However, that required consolidation through merger of certain schemes with other schemes. The SEBI regulations and circulars detail the procedure of such scheme mergers, as well as the disclosures of performance of such schemes. The circular on scheme categorization and rationalization, mandated that there can be only one scheme per category within the fund house. Various other provisions such as the definition of various categories based on market capitalization were included to bring-in uniformity.<sup>23</sup></p>
3. New products	These regulations govern the new product categories that may be approved from time to time. For example, in the recent past, there have been product launches under new categories such as Infrastructure Debt Funds and ESGs.

<sup>23</sup> For disclosure of the maximum risk the fund manager can take in a scheme, SEBI has classified all debt schemes in terms of a Potential Risk Class (PRC) matrix consisting of parameters based on maximum interest rate risk (measured by Macaulay Duration (MD) of the scheme) and maximum credit risk (measured by Credit Risk Value (CRV) of the scheme). The AMCs will continue to retain the same category of their schemes and they have full flexibility to place single/multiple schemes in any cell of the PRC. Candidates are advised to read the circular [https://www.sebi.gov.in/legal/circulars/jun-2021/circular-on-potential-risk-class-matrix-for-debt-schemes-based-on-interest-rate-risk-and-credit-risk\\_50440.html](https://www.sebi.gov.in/legal/circulars/jun-2021/circular-on-potential-risk-class-matrix-for-debt-schemes-based-on-interest-rate-risk-and-credit-risk_50440.html) which is effective from December 1 2021.

<p>4. Risk management system</p>	<p>Mutual funds are repositories of a large volume of client data. Also, huge sums of money are involved in investment through mutual funds. Therefore, robust operational risk management systems are warranted and SEBI has issued detailed guidelines for governance of these aspects.</p> <p>SEBI regulations and circulars also mandate exposure limits for investments by mutual fund schemes to ensure that investors get a diversified portfolio and the schemes remain true-to-label.</p> <p>These regulations also cover creation of segregated portfolios in the event of any credit event in debt mutual fund schemes.</p> <p>During the 2018 credit crisis, SEBI laid down the provision for creating segregated portfolios for protecting the interests of the unitholders and giving fair treatment to all investors in case of a credit event and to deal with liquidity risk.<sup>24</sup></p> <p>In the year 2008, when there was a global liquidity crisis, SEBI brought many reforms such as disallowing premature redemption in case of Fixed Maturity Plans (FMPs), and disallowing the phrase “liquid plus” while naming mutual fund schemes.</p>
<p>5. Disclosures and reporting norms</p>	<p>Mutual funds are among the best investment vehicles and one of the reasons for this is the ‘transparency’ factor. SEBI has issued many guidelines to ensure proper disclosures and reporting norms.</p> <p>These norms mandate the different kinds of disclosures along with the manner and frequency of reporting. In many cases, SEBI has provided the format in which the disclosures must be made such that the investor gets appropriate, and adequate information in a timely manner to enable the investor to take an informed investment decision.</p>
<p>6. Governance norms</p>	<p>These provisions are very exhaustive and cover many areas of governance, from fund level governance norms that include formation of audit and valuation committees, role of independent directors and trustees to scheme level governance norms that include minimum number of investors in a scheme; benchmarking of scheme’s performance; systems audit of mutual funds, to the role of mutual funds in corporate governance.</p>

<sup>24</sup>Creation of segregated portfolio is a mechanism to separate distressed, illiquid assets from other more liquid assets in a mutual fund portfolio to deal with a situation arising due to a credit event.

7. Secondary market activities	These provisions pertain to the secondary market activities by the mutual funds in all the markets—equity, debt, government securities, and derivatives.
8. Net Asset Value (NAV)	NAV disclosures, rounding-off of NAV, cut-off time for various commercial transactions, time stamping and uniformity in calculation of sale and purchase price are the areas covered through regulatory provisions under this head.
9. Valuation	Valuation of various securities in which the mutual fund scheme has invested.
10. Loads, fees and expenses	Regulatory provisions impose limits to various loads, fees, and expenses. These provisions also cover disclosure of commission payable to distributors.
11. Dividend distribution procedure	The procedure for distribution of dividend, the norms defining the calculation of distributable surplus, out of which the dividend can be paid out have been laid out in regulations, guidelines and circulars. <sup>25</sup>
12. Investment by schemes	Guidelines and circulars for investment restrictions and investment limits by mutual fund schemes.
13. Advertisements	As the name suggests, these regulatory provisions govern what the advertisements can cover and what they cannot; the frequency of statutory advertisements; inclusion of disclaimers and risk factors in various advertisements, etc.
14. Investor rights and obligations	These provisions cover various matters pertaining to the investor rights including dispatch of account statements or redemption pay-outs, penalty in case of delays, instant access facility in case of liquid funds, etc.
15. Certification and registration of intermediaries	The requisite certification and registration norms for the intermediaries are covered here, including the need and process for the certification examination and continuous professional education (CPE).
16. Transaction in mutual fund units	These provisions cover the transactions through stock exchanges and other similar platforms, the kind of documents that the AMC/RTA need to preserve, KYC norms, etc.

<sup>25</sup>[https://www.sebi.gov.in/legal/circulars/nov-2022/timelines-for-transfer-of-dividend-and-redemption-proceeds-to-unitholders\\_65455.html](https://www.sebi.gov.in/legal/circulars/nov-2022/timelines-for-transfer-of-dividend-and-redemption-proceeds-to-unitholders_65455.html)

16A. Corporate Debt Market Development Fund (CDMDF)	SEBI regulations for Corporate Debt Market Development Fund cover: registration and disclosure requirements, investment restrictions (corporate bonds, debentures), risk management and prudential norms, valuation and accounting standards, reporting and compliance obligations, investor eligibility and protection, and fund management and governance norms. Ensures transparency, investor protection, and market development.
16B. Execution Only Platforms (EOP)	These regulations cover applicability and scope of EOPs, categories, eligibility criteria, on-boarding and integration, rights and obligations of EOPs, transaction and on-boarding fees, operational risk management, grievance redressal, handling of conflict of interest, technology related requirements, and disclosures, among others.
17. Miscellaneous	All the matters not covered in the above 16 categories would get covered under miscellaneous

Advertisements, valuation of securities, calculation of NAV—each of these aspects related to mutual funds are very tightly regulated. Such an approach ensures that the Indian mutual fund industry remains one of the most regulated and transparent investment options for investors.

#### 4.2.2 Mutual Funds Regulations

The applicable guidelines for mutual funds are set out in SEBI (Mutual Funds) Regulations, 1996, as amended from time to time. Some aspects of these regulations are discussed in various sections of this workbook. An updated and comprehensive list of circulars issued by SEBI can be found in the Mutual Funds section of SEBI’s website: [www.sebi.gov.in](http://www.sebi.gov.in). Master Circulars, which capture the essence of various circulars issued from time to time, may be downloaded from [www.sebi.gov.in](http://www.sebi.gov.in).<sup>26</sup>

Wherever applicable, mutual funds need to comply with regulations issued by other regulators also. For instance, RBI regulates the money market and foreign exchange market in the country. Therefore, mutual funds need to comply with RBI’s regulations regarding investment in the money market, investments outside the country, investments from people other than Indian residents in India, remittances (inward and outward) of foreign currency etc.

Stock Exchanges are regulated by SEBI. Every stock exchange has its own listing, trading and margining rules. Mutual Funds need to comply with the rules of the exchanges with which

<sup>26</sup> Candidates are advised to read the SEBI master circular on mutual funds issued from time to time along with other circulars issued by SEBI.

they choose to have a business relationship i.e., for listing the units of the mutual fund schemes launched by them.

#### **4.2.3 Investment restrictions and portfolio diversification norms for mutual fund schemes**

Mutual fund is a managed investment vehicle. It is a pass-through vehicle—in that the risks and the returns are passed on to the unitholders. The investors have no control, over the investment management of the mutual fund. It is in this context that SEBI has laid down regulations pertaining to investment universe, restrictions and portfolio diversification for investment by mutual fund schemes. Such regulations intend to control the risks taken by the mutual fund managers.

The SEBI Regulations provide for various limits to the kind of investments that are possible in mutual fund schemes. In few cases, there are also aggregate limits for all schemes of a mutual fund. The regulator's objective behind setting these limits is to ensure mitigation of risks in the scheme and protecting the investor's interests. The restrictions specified apply at the time of making the investment. Some of the important restrictions specified are:

##### ***General Restrictions***

- The Mutual Fund will buy and sell securities on delivery basis. Securities purchased will be transferred in the name of the Mutual Fund because of the respective scheme.
- The Mutual Fund shall not advance any loans.
- The scheme will not invest in the unlisted or privately placed securities of any associate or group company of the sponsor. Investment in the listed securities of the group companies of the sponsor will be limited to 25 percent of the net assets, subject to conditions as specified by SEBI.
- The scheme may invest in other schemes of the same Mutual Fund or other Mutual Funds. This will be limited to not more than 5 percent of the net asset value of the scheme. No fees will be charged on such investments. This does not apply to the Fund of Funds.
- The Mutual Fund under all its schemes shall not own more than 10 percent of a company's paid-up capital bearing voting rights. Provided no sponsor of a mutual fund, its associate or group company including the Asset Management Company of the fund, through the schemes of the mutual fund or otherwise, individually or collectively, directly or indirectly, have 10 percent or more of the shareholding or voting rights in the asset management company or the trustee company of any other mutual fund.

##### ***Restrictions pertaining to investment in Debt Securities:***

- A mutual fund scheme shall not invest more than 10 percent of its total NAV in debt instruments comprising money market instruments and non-money market instruments issued by a single issuer that are rated not below investment grade by a credit rating agency authorized to carry out such activity under the Act. Such investment limit may be extended to 12 percent of the NAV of the scheme with the prior approval of the Board of Trustees and Board of Directors of the asset management company provided that:

- Such limit shall not be applicable for investments in Government Securities, treasury bills and triparty repo on Government securities or treasury bills.
  - Investments within such limit can be made in mortgaged backed securitized which are rated not below investment grade by a credit rating agency registered with SEBI.
  - Such limit shall not be applicable for investments in case of debt exchange traded funds or such other funds as may be specified by the Board from time to time.
- A mutual fund scheme shall not invest in unlisted debt instruments including commercial papers, except Government Securities and other money market instruments provided:
    - The Mutual Fund Schemes may invest in unlisted non-convertible debentures up to a maximum of 10 percent of the debt portfolio of the scheme subject to such conditions as may be specified by SEBI from time to time.
- Parking of funds in Short-term deposits with all scheduled commercial banks shall be limited to 15 percent of the net assets of the scheme. This can be raised to 20 percent with the approval of the trustees. No management fee will be charged for such investments by the scheme. The Scheme cannot invest in the short-term deposits of a bank that has invested in the scheme. The Trustees/Asset Management Companies shall ensure that no funds of a scheme are parked in short term deposits of a bank that has invested in that scheme. Trustees/AMCs shall also ensure that the bank in which a scheme has short term deposits do not invest in the said scheme until the scheme has short term deposits with such bank.
- Open-ended debt funds have to maintain a minimum of 10 per cent of their corpus in liquid assets. This is not applicable to liquid and overnight funds where this limit is already being met. This has been done to ensure that there is enough liquidity available with the open-ended debt funds to meet redemption needs. Liquid assets have been defined as Cash, Government Securities, T-bills and Repo on Government Securities.
- NCPS also known as Non-Convertible Preference Shares are to be treated as debt instruments and hence all the restrictions applicable to debt investment shall apply to these instruments too.

***Restrictions pertaining to investment in Equity:***

- All investments by a mutual fund scheme in equity shares and equity related instruments shall only be made provided such securities are listed or to be listed.
- The ELSS notification requires that at least 80 percent of the ELSS funds should be invested in equity and equity-linked securities.
- The Scheme shall not invest more than 10 percent of its NAV in the equity shares and equity related instruments of a company. The limit is not applicable for investments in index/sector/industry specific schemes.

### ***Restrictions pertaining to investment in REITs and InvITs:***

- No mutual fund under all its schemes shall own more than 10 percent of units issued by a single issuer of REIT and InvIT; and
  - A mutual fund scheme shall not invest – (i) more than 10 percent of its NAV in the units of REIT and InvIT; and (ii) more than 5 percent of its NAV in the units of REIT and InvIT issued by a single issuer. The limits mentioned above are not applicable for investments in case of index funds or sector or industry-specific scheme pertaining to REIT and InvITs.

### **4.2.4 SEBI Advertisement Code for Mutual Funds**

The important provisions pertaining to SEBI's Advertising Code for mutual funds (MFs) are listed below:

- Advertisements shall be accurate, true, fair, clear, complete, unambiguous and concise.
- Advertisements shall not contain statements that are false, misleading, biased or deceptive, based on assumption/projections and shall not contain any testimonials or any ranking based on any criteria.
- Advertisements shall not be so designed as likely to be misunderstood or likely to disguise the significance of any statement. Advertisements shall not contain statements that directly or by implication or by omission may mislead the investor.
- Advertisements shall not carry any slogan that is exaggerated or unwarranted or slogan that is inconsistent with or unrelated to nature and risk and return profile of the product.
- No celebrities shall form part of the advertisement.
- Advertisements shall not be so framed as to exploit the lack of experience or knowledge of the investors. Extensive use of technical or legal terminology or complex language and the inclusion of excessive details that may detract the investors, should be avoided.
- Advertisements shall contain information that is timely and consistent with the disclosures made in the Scheme Information Document, Statement of Additional Information and the Key Information Memorandum.
- No advertisement shall directly or indirectly discredit other advertisements or make unfair comparisons.
- Advertisements shall be accompanied by a standard warning in legible fonts which states 'Mutual Fund investments are subject to market risks, read all scheme related documents carefully.' No addition or deletion of words shall be made to the standard warning.
- Advertisements in vernacular language(s) shall contain the standard warning as specified in previous clause in the vernacular language.
- In audio-visual media-based advertisements, the standard warning in visual and accompanying voice-over reiteration shall be audible in a clear and understandable manner. For example, in standard warning, both the visual and the voice-over reiteration containing 14 words running for at least 5 seconds may be considered as clear and understandable. Advertisement issued by mutual funds shall be in terms of Sixth Schedule of SEBI (Mutual Fund) Regulations, 1996. In addition to the provisions of the Sixth

Schedule, mutual funds shall comply with the following:<sup>27</sup>

- While advertising pay out of dividends, all advertisements shall disclose the dividends declared or paid in rupees per unit along with the face value of each unit of that scheme and the prevailing NAV at the time of declaration of the dividend. Further, for pay out of dividends at maturity of closed-ended scheme(s)/ at completion of the interval period of interval scheme(s), AMC shall advertise that “the entire distributable surplus at the time of maturity or at the completion of the interval period shall be distributed.”
- In case of Overnight funds, Liquid funds and Money Market funds, wherein investors have very short investment horizon, the performance can be advertised by simple annualisation of yields if a performance figure is available for at least 7 days, 15 days and 30 days provided it does not reflect an unrealistic or misleading picture of the performance or future performance of the scheme.

### **Advertisement Guidelines for Mutual Funds<sup>28</sup>**

#### **A. Disclosing performance-related information of mutual fund schemes:**

- When the mutual fund scheme has been in existence for more than three years:
  - Performance advertisement of mutual fund schemes shall be provided in terms of CAGR for the past 1 year, 3 years, 5 years and since inception.<sup>29</sup>
  - Point-to-point returns on a standard investment of Rs. 10,000 shall also be shown in addition to CAGR for the scheme to provide ease of understanding to retail investors.
  - It should be clearly mentioned whether the disclosed performance is of regular or direct plan of the Mutual Fund. A footnote should clearly mention that different plans have different expense structures.
  - If the same fund manager has not managed the scheme for the full period for which the information is being published in the advertisement, the same should be disclosed in the footnote.
- Where the scheme has been in existence for less than six months past performance shall not be provided. Further, if the scheme has been in existence for more than six months but less than one year, then simple annualized growth rate of the scheme for the past 6 months from the last day of month-end preceding the date of advertisement shall be provided.

---

<sup>27</sup> [https://www.sebi.gov.in/legal/circulars/mar-2021/circular-on-mutual-funds\\_49393.html](https://www.sebi.gov.in/legal/circulars/mar-2021/circular-on-mutual-funds_49393.html)

<sup>28</sup> Vide SEBI Circular: CIR/IMD/DF/23/2017 dated March 15, 2017 ([https://www.sebi.gov.in/legal/circulars/mar-2017/review-of-advertisement-guidelines-for-mutual-funds\\_34367.html](https://www.sebi.gov.in/legal/circulars/mar-2017/review-of-advertisement-guidelines-for-mutual-funds_34367.html)), [https://www.sebi.gov.in/legal/circulars/mar-2021/circular-on-mutual-funds\\_49393.html](https://www.sebi.gov.in/legal/circulars/mar-2021/circular-on-mutual-funds_49393.html)

<sup>29</sup> To disclose the performance of mutual fund schemes since inception, SEBI has clarified that such disclosure of performance shall be made since the date of allotment of units in the scheme.

- In the case of money market schemes or cash and liquid schemes, wherein investors have very short investment horizon, the performance can be advertised by simple annualization of yields if a performance figure is available for at least 7 days, 15 days and 30 days. Further, it should not give an unrealistic or misleading picture about the performance or future performance of the scheme.
- For the sake of standardization, a similar return in INR and by way of CAGR must be shown for the following apart from the scheme benchmarks:

<b>Scheme Type</b>	<b>Benchmark</b>
Equity scheme	Sensex/Nifty
All Debt Schemes having duration /maturity upto 1year and Arbitrage Funds	1 year T-Bill
All Debt Schemes which are not covered in Point 2	10 years dated Gov security
Conservative Hybrid Fund	10 years dated Gov security
Balanced Hybrid Fund / Aggressive Hybrid Fund / Dynamic Asset Allocation or Balanced Advantage / Multi Asset Allocation	Sensex or Nifty
Equity Savings	10 years dated Gov security
Retirement Fund / Children's Fund	Sensex or Nifty
Index Funds / ETFs & FoFs (Overseas/ Domestic)	Appropriate benchmark based on the underlying asset allocation as per above

These disclosures shall form part of the Statement of Additional Information and all advertisements of Mutual Funds.

- When the performance of a particular mutual fund scheme is advertised, the advertisement shall also include the performance data of all the other schemes managed by the fund managers of that particular scheme. Such performance data of the other schemes managed by the fund manager shall be provided as follows:
  - Performance of other schemes managed by the fund manager, along with their respective scheme's benchmark, shall be provided in terms of CAGR for a period of 1 year, 3 years and 5 years.
  - In case the number of schemes managed by a fund manager is more than six, then the AMC may disclose the total number of schemes managed by that fund manager along with the performance data of top 3 and bottom 3 schemes (in addition to the performance data of the scheme for which the advertisement is being made) managed by that fund manager in all performance-related advertisements. However, in such cases, AMCs shall ensure that a true and fair view of the performance of the fund manager is communicated by providing additional disclosures if required.
  - If a mutual fund scheme has not been managed by the same fund manager for the full period of information being published in the advertisement, the same should be

disclosed in a footnote.

- Further, for the advertisement published in internet-enabled media, mutual funds shall be permitted to provide an exact website link to such summarized information of the performance of other schemes managed by the concerned fund manager.

### **Celebrity endorsements of Mutual Funds at industry level**

- SEBI has permitted celebrity endorsements at the industry level for the purpose of increasing awareness of Mutual Funds as a financial product category. However, such celebrity endorsements of Mutual Funds at industry level are subject to the following conditions:
  - The celebrity endorsements shall not promote a scheme of a particular Mutual Fund or be used as a branding exercise of a Mutual Fund house/AMC.
  - Expenses towards such celebrity endorsements shall be limited to the amounts that are aggregated by Mutual Funds at industry level for the purpose of conducting investor education and awareness initiatives.
  - Prior approval of SEBI shall be required for issuance of any endorsement of Mutual Funds as a financial product, which features a celebrity for the purpose of increasing awareness of Mutual Funds.

### **Branding and advertisement requirements for Specialized Investment Funds (SIFs)**

In order to take due care to ensure the communication is appropriate regarding SIF, SEBI has made it mandatory for the AMCs to ensure that the SIF has distinct identification, separate from the mutual fund, to maintain clear differentiation between the offerings of the SIF and that of a mutual fund. The AMC has to ensure the SIF has a distinct brand name and a distinct logo, separate from that of its regular mutual fund. However, in order to facilitate the establishment and initial recognition of the SIF's brand, the AMC may use the sponsor's or mutual fund's brand name in the offer documents, advertisements and promotional materials of the SIF for a period of five years from the date of SEBI's approval for the launch of the SIF. The AMC shall also be required to maintain a separate website or a dedicated web page exclusively for the SIF.

### **SEBI Guidelines for Circulation of Unauthenticated News**

SEBI has issued guidelines to all market intermediaries relating to the circulation of unauthenticated news through various modes of communication. Following are the guidelines stipulated by SEBI:

- Proper internal code of conduct and controls should be put in place by market intermediaries registered with SEBI. Employees/temporary staff/voluntary workers etc. employed/working in the offices of market intermediaries should not encourage or circulate rumors or unverified information obtained from client, industry, any trade or any other sources without verification.

- Access either to Blogs/Chat forums/Messenger sites etc. should be restricted or under supervision or access should not be allowed.
- Logs for any usage of such Blogs/Chat forums/Messenger sites (called by any nomenclature) have to be treated as records and the same should be maintained as specified by the respective Regulations, which govern the concerned intermediary.
- Employees should be directed that any market related news received by them either in their official mail/personal mail/blog or in any other manner, should be forwarded only after the same has been seen and approved by the concerned Intermediary's Compliance Officer. If an employee fails to do so, he/she shall be deemed to have violated the various provisions contained in SEBI Act/Rules/Regulations etc. and shall be liable for action. The Compliance Officer shall also be held liable for breach of duty in this regard.

#### **4.2.5 Investors' Rights & Obligations**

Mutual fund investors are entitled to some important rights, which are meant to protect the investments and bring more transparency to the mutual fund investors. These rights are bifurcated into two parts—AMC related rights and Fund related rights. Some of these rights have been discussed below.

##### ***Right to beneficial ownership***

Unit-holders have a proportionate right to the beneficial ownership of the assets of the scheme. The investor can ask for a Unit Certificate for his Unit-holding. Investors also have the option to receive an allotment of mutual fund units of open ended and closed end schemes in their demat account. The mutual fund/AMC is bound to co-ordinate with the RTA and Depository to facilitate this.<sup>30</sup> Units of all mutual fund schemes held in the dematerialised form are freely transferable.<sup>31</sup>

##### ***Right to change the distributor***

Investors can choose to change their distributor or opt for direct investing. This needs to be done through a written request by the investor. In such cases, AMCs will need to comply, without insisting on any kind of 'No Objection Certificate' from the existing distributor.

##### ***Right to Inspect documents***

Unit-holders have the right to inspect key documents such as the Trust Deed, Investment Management Agreement, Custodial Services Agreement, RTA agreement and Memorandum & Articles of Association of the AMC.

##### ***Right to appoint nominees***

The investors can appoint up to 3 nominees, who will be entitled to the 'Units' in the event

---

<sup>30</sup>In the case of unit-holding in demat form, the demat statement given by the Depository Participant would be treated as compliance with the requirement of Statement of Account.

<sup>31</sup>However, in case of Equity Linked Savings Scheme (ELSS), free transferability of units (whether in demat or physical form) is curtailed for the statutory minimum holding period.

of the demise of the investors. The investor can also specify the percentage distribution between the nominees. If no distribution is indicated, then an equal distribution between the nominees will be presumed.

### ***Right to pledge mutual fund units***

Investors can pledge their mutual fund units. This is normally done to offer security to a financier.

### ***Right to grievance redressal***

There is a formal grievance redressal policy for investors. SEBI has mandated that the status of complaints redressed should be published by each AMC in their annual report. The same should be available on the website of the mutual fund and on AMFI's website. It should provide the status of the number of complaints received by the AMC, the time taken to resolve the complaints and the status of pending complaints.

The scheme related documents also have details of the number of complaints received and their disposal. Pending investor complaints can be a ground for SEBI to refuse permission to the AMC to launch new schemes.

### ***Rights of investors in the context of change in Fundamental Attributes***

If there is a change in the fundamental attributes of a mutual fund scheme, then the unitholders are provided the option to exit at the prevailing NAV without any exit load. This exit window has to be open for at least 30 days. The Trustees/AMC have to send a written communication about the change in fundamental attributes of a scheme to all the unitholders and have to advertise about the change in fundamental attribute in an English daily newspaper having nationwide circulation and, in a newspaper, published in the language of the region where the head office of the mutual fund is located.

### ***Rights to terminate the appointment of an AMC***

75 percent of unitholders can terminate the appointment of an AMC. In addition, 75 percent of the unitholders (unitholding) can pass a resolution to wind up a scheme. The Trustees are bound to obtain the consent of the unit-holders:

- Whenever required to do so by SEBI, in the interest of the unit-holders.
- Whenever required to do so by 75 percent of the unit-holders (in practice, Unit-holding) of the scheme.
- When the majority of the trustees decide to wind up a scheme or prematurely redeem the units of a close ended scheme.<sup>32</sup>

---

<sup>32</sup>For details, refer to the page number 43 of the amended regulation; [https://www.sebi.gov.in/legal/regulations/jan-2022/securities-and-exchange-board-of-india-mutual-funds-regulations-1996-last-amended-on-january-25-2022-\\_55732.html](https://www.sebi.gov.in/legal/regulations/jan-2022/securities-and-exchange-board-of-india-mutual-funds-regulations-1996-last-amended-on-january-25-2022-_55732.html)

If an investor feels that the trustees have not fulfilled their obligations, then he can file a suit against the trustees for breach of trust. Under the law, a trust is a notional entity, therefore investors cannot sue the trust but they can file suits against trustees.

### **Right to unclaimed amounts<sup>33</sup>**

AMC is expected to make a continuous effort to remind the investors through letters to claim their dues. The Annual Report has to mention the unclaimed amount and the number of such investors for each scheme. Recovery of unclaimed amounts by the investors is as follows:

- If the investor claims the money within 3 years, then payment is based on prevailing NAV i.e., after adding the income earned on the unclaimed money.
- If the investor claims the money after 3 years, then payment is based on the NAV at the end of 3 years.

Investors also have rights to various services such as receiving account statements, statements of portfolios, half-yearly disclosures etc. To enhance transparency, SEBI has mandated mutual funds to disclose details of debt and money market securities transacted in their schemes portfolio, including inter-scheme transfers, on a daily basis with a time lag of 15 days in a prescribed format.<sup>34</sup>

### **Proceeds of Illiquid Securities**

It is possible that security was treated as wholly or partly non-recoverable at the time of maturity or winding up of a scheme. The security may subsequently yield a higher amount to the scheme. Treatment of such excess is as follows:

- If the amounts are substantial and recovered within 2 years, then the amount is to be paid to the old investors
- In other cases, the amount is to be transferred to the Investor Education Fund maintained by each mutual fund.

## **4.3 Due Diligence Process by AMCs for Distributors of Mutual Funds**

Asset Management Companies and the Mutual Funds are regulated by SEBI through the SEBI (Mutual Funds) Regulations, 1996. The AMCs are vested with the responsibility of regulating the practices of the distributors. As part of that process, the AMCs are required to conduct

---

<sup>33</sup>The mutual fund has to deploy unclaimed dividend and redemption amounts in the money market and in a separate plan of Liquid scheme floated by mutual funds especially for investing the unclaimed amounts. AMC can recover investment management and advisory fees on management of these unclaimed amounts, at a maximum rate of 0.50 percent per annum and there shall be no exit loads charged on this plan.

<sup>34</sup> Candidates are also advised to see circular on 'Deployment of unclaimed redemption and dividend amounts [https://www.sebi.gov.in/legal/circulars/jul-2021/deployment-of-unclaimed-redemption-and-dividend-amounts-and-instant-access-facility-in-overnight-funds\\_51513.html](https://www.sebi.gov.in/legal/circulars/jul-2021/deployment-of-unclaimed-redemption-and-dividend-amounts-and-instant-access-facility-in-overnight-funds_51513.html) (effective from December 01 2021)

due diligence on their distributors. SEBI has issued a circular regarding the process for carrying out such an exercise. This has been discussed in section 6.2 in Chapter 6 in detail.

#### 4.4 Investor Grievance Redress Mechanism

In the event of any issue with the AMC or mutual fund scheme, the investor can first approach the investor service Centre. If the issue is not redressed, even after taking it up at senior levels in the AMC, then the investor can write to SEBI with the complaint details.<sup>35</sup> The asset management company shall redress investor grievances promptly but not later than twenty-one calendar days from the date of receipt of the grievance and in such manner as may be specified by the Board.

##### SEBI Complaint Redress System

SEBI Complaint Redress System (SCORES) is a web-based centralized grievance redress system of SEBI. SCORES enables investors to lodge, follow up on their complaints and track the status of redressal of such complaints online on the website (<http://scores.gov.in>). This system enables the market intermediaries and listed companies to receive complaints from investors, redress such complaints and report redressal. All the activities starting from a lodging of a complaint till its closure by SEBI is online and works in an automated environment. An investor, who is not familiar with SCORES or does not have access to SCORES, can lodge complaints in physical form at any of the offices of SEBI. Such complaints are scanned and then uploaded in SCORES for processing.<sup>36</sup>

Entities against which complaints are handled by SEBI include:

- Listed companies/registrar & transfer agents
- Brokers/stock exchanges
- Depository participants/depository
- Mutual funds
- Portfolio Managers
- Other entities (KRAs, Collective investment scheme, Merchant banker, Credit rating, foreign portfolio investor etc.)

---

<sup>35</sup> In this context, it should be noted that the principle of *caveat emptor* (let the buyer beware) applies to mutual fund investments. So, the unit-holder cannot seek legal protection on the grounds of not being aware, especially when it comes to the provisions of law, and matters fairly and transparently stated in the Scheme Documents. Unit-holders have a right to proceed against the AMC or trustees in certain cases. However, a proposed investor i.e., someone who has not invested in the scheme does not have the same rights.

<sup>36</sup>Candidates are advised to read [https://www.sebi.gov.in/legal/circulars/aug-2020/investor-grievances-redressal-mechanism-handling-of-scores-complaints-by-stock-exchanges-and-standard-operating-procedure-for-non-redressal-of-grievances-by-listed-companies\\_47325.html](https://www.sebi.gov.in/legal/circulars/aug-2020/investor-grievances-redressal-mechanism-handling-of-scores-complaints-by-stock-exchanges-and-standard-operating-procedure-for-non-redressal-of-grievances-by-listed-companies_47325.html)

[https://www.sebi.gov.in/legal/circulars/oct-2020/clarification-on-sebi-circular-sebi-ho-oiae-igrd-cir-p-2020-152-dated-13-august-2020-on-investor-grievances-redressal-mechanism-handling-of-scores-complaints-by-stock-exchanges-and-standard-operati-\\_47953.html](https://www.sebi.gov.in/legal/circulars/oct-2020/clarification-on-sebi-circular-sebi-ho-oiae-igrd-cir-p-2020-152-dated-13-august-2020-on-investor-grievances-redressal-mechanism-handling-of-scores-complaints-by-stock-exchanges-and-standard-operati-_47953.html)

[https://www.sebi.gov.in/legal/circulars/jul-2021/continuous-disclosures-in-compliances-by-reits- amendments\\_51305.html](https://www.sebi.gov.in/legal/circulars/jul-2021/continuous-disclosures-in-compliances-by-reits- amendments_51305.html)

## Cyber Security and Cyber Resilience

With a key objective to address evolving cyber threats, to align with the industry standards, to encourage efficient audits, and to ensure compliance by SEBI Registered Entities (REs), SEBI has issued detailed Cyber Security and Cyber Resilience Framework (CSCRF). The CSCRF also sets out standards formats for reporting by REs.

The CSCRF is standards based and broadly covers the five cyber resiliency goals adopted from Cyber Crisis Management Plan (CCMP) of Indian Computer Emergency Response Team (CERT-In) for countering Cyber Attacks and Cyber Terrorism including:

1. Anticipate
2. Withstand
3. Contain
4. Recover
5. Evolve

### 4.5 AMFI Code of Conduct for Intermediaries

#### 4.5.1 AMFI Code of Ethics (ACE)

One of the objectives of the Association of Mutual Funds in India (AMFI) is to promote the investors' interest by defining and maintaining high ethical and professional standards in the mutual fund industry. The AMFI Code of Ethics (ACE) sets out the standards of good practices to be followed by the Asset Management Companies in their operations and in their dealings with investors, intermediaries and the public.

SEBI (Mutual Funds) Regulation, 1996 requires all Asset Management Companies and Trustees to abide by the Code of Conduct as specified in the Fifth Schedule to the Regulation.

**Appendix 1** has the details.

The AMFI Code has been drawn up to supplement that schedule, to encourage standards higher than those prescribed by the Regulations for the benefit of investors in the mutual fund industry. **Appendix 2** has the details.

While the SEBI Code of Conduct lays down broad principles, the AMFI Code of Ethics (ACE) sets standards that are more explicit for AMCs and Trustees.

#### 4.5.2 AMFI's Code of Conduct for Intermediaries of Mutual Funds

AMFI has also framed a set of guidelines and code of conduct for intermediaries (known as AMFI Guidelines & Norms for Intermediaries (AGNI)), consisting of individual agents, brokers, distribution houses and banks engaged in selling of mutual fund products. The Code of Conduct is detailed in **Appendix 3**.

In the event of breach of the Code of Conduct by an intermediary, the following sequence of steps is initiated by AMFI:

- Write to the intermediary (enclosing copies of the complaint and other documentary evidence) and ask for an explanation within 3 weeks.
- In case an explanation is not received within 3 weeks, or if the explanation is not satisfactory, AMFI will issue a warning letter indicating that any subsequent violation will result in cancellation of AMFI registration.
- If there is a proven second violation by the intermediary, the registration will be cancelled, and intimation sent to all AMCs.

The intermediary has a right of appeal to AMFI.

## **Chapter 4-Sample Questions**

- 1. Which of the following regulates mutual funds in India?**
  - a. Securities and Exchange Board of India**
  - b. Association of Mutual Funds in India
  - c. Asset Management Companies
  - d. Board of Trustees of mutual funds
  
- 2. Mutual funds can buy and sell securities only on delivery basis. State whether this statement is True or False.**
  - a. True**
  - b. False
  
- 3. What minimum percentage of the mutual fund scheme corpus must be invested in equity and related instruments in the case of Equity Linked Savings Schemes (ELSS)?**
  - a. 65 percent
  - b. 70 percent
  - c. 80 percent**
  - d. 100 percent
  
- 4. Which of the following statements is 'True' with respect to celebrity endorsement for mutual funds?**
  - a. SEBI has permitted celebrity endorsement at the industry level for the purpose of increasing the awareness of mutual funds**
  - b. SEBI has permitted celebrity endorsements for the promotion of individual mutual fund schemes
  - c. Celebrities can endorse only NFOs
  - d. Celebrities can endorse only ongoing mutual fund schemes
  
- 5. Investors have the right to specify up to \_\_\_nominees for their mutual fund investment folios.**
  - a. Zero
  - b. One
  - c. Two
  - d. Three**

## CHAPTER 5: SCHEME RELATED INFORMATION

### Learning Objectives:

After studying this chapter, you should know about:

- Mandatory Documents
  - Scheme Information Document
  - Statement of Additional Information
  - Key Information Memorandum
- Non-Mandatory Documents

### 5.1 Mandatory Documents

“Mutual fund investments are subject to market risk. Please read all scheme related documents before investing.” These lines are mentioned in all mutual fund related communications. So, what are the scheme related documents?

The legal documents that provide the information that the investor requires are available called in the scheme related documents - Scheme Information Document (SID), Statement of Additional Information (SAI) and the Key Information Memorandum (KIM).

Scheme related documents can be used for making an informed investment decision. The suitability of a mutual fund scheme to an investor depends upon the features of the scheme and matching it to the needs of the investor from the investment.

Investors need to note that their investments are governed by the principle of *caveat emptor* i.e., let the buyer beware. An investor is presumed to have read and understood the scheme related documents before investing in a mutual fund scheme. In fact, since this is a contractual arrangement, the person signing the application form has legally accepted the terms of the offer. Therefore, an investor cannot claim at a future date of being unaware of a fact that was disclosed in the scheme related documents.

There are primarily two important documents for understanding about the mutual fund scheme:

- a) **Scheme Information Document (SID)**, which has details of the particular scheme
- b) **Statement of Additional Information (SAI)**, which has statutory information about the mutual fund or AMC, that is offering the scheme.

It stands to reason that a single SAI is relevant for all the schemes offered by a mutual fund. In practice, SID and SAI are two separate documents, though the legal technicality is that SAI is part of the SID.

Both documents are prepared in the format prescribed by SEBI and submitted to SEBI. The contents need to flow in the same sequence as in the prescribed format. The mutual fund is

permitted to add any other disclosure, which it feels, is 'material' for the investor.

Since investors are not sophisticated experts of finance or law, the documents are prepared in simple language, and in a clear, concise and easy to understand style.

While SEBI does not approve or disapprove the Scheme Related Documents, it gives its observations. The mutual fund needs to incorporate these observations in these documents. Thus, the Documents in the market are "vetted" by SEBI, and not approved by SEBI.

Draft SID and SAI are public documents, available for viewing on SEBI's website (<https://www.sebi.gov.in/filings/mutual-funds.html>). The final documents (after incorporating SEBI's observations) have to be hosted on AMFI's website ([www.amfiindia.com](http://www.amfiindia.com)) as prescribed by SEBI. Every mutual fund, on its website, provides for download of these documents for all its current schemes.

### ***Objective of the scheme related documents***

SID and SAI together are the primary source of information for any investor—existing as well as prospective. These operating documents describe the product.

Since the investor is required to make an informed investment decision, these documents serve the purpose of providing the required information in an easy-to-understand language.

The units of the scheme are offered to the investor through the scheme related documents. By signing the application form and making a payment, the investor is accepting the offer, and by issuing units against such an acceptance, the mutual fund then completes the contract. Thus, the scheme related documents contain information that forms the basis of the contractual relationship between the investor and the fund.

#### **5.1.1 Scheme Information Document**

The Scheme Information Document (SID) sets forth the information about the scheme that a prospective investor ought to know before investing. An SID remains effective until a 'material change' (other than a change in fundamental attributes and within the purview of the SID) occurs and thereafter changes are filed with SEBI and communicated to the investors or publicly notified by advertisements in the newspapers, subject to the applicable Regulations.

#### ***Contents of Scheme Information Document (SID)***

It is essential to read and understand the SID. SID format is prescribed by SEBI. Refer to this appendix or download SID from the website of any mutual fund or SEBI and go through the sections discussed below for a better understanding of how this document can be used to understand the features of a mutual fund scheme.

The cover page has the name of the scheme followed by its type viz—Open-ended/Close-ended/Interval (the scheme structure), Equity/Debt/Liquid/Hybrid etc. (the expected nature

of scheme portfolio). It also mentions the face value of the Units being offered, relevant NFO dates (opening, closing, re-opening), date of SID, name of the mutual fund, and name and contact information of the AMC and trustee company. The cover page has the following standard clauses, which every investor ought to note “The particulars of the Scheme have been prepared in accordance with the Securities and Exchange Board of India (Mutual Funds) Regulations 1996, as amended till date, and filed with SEBI, along with a Due Diligence Certificate from the AMC. The units being offered for public subscription have not been approved or recommended by SEBI nor has SEBI certified the accuracy or adequacy of the Scheme Information Document”.

The Scheme Information Document is structured in the following manner:

- Table of Contents
- Highlights
- Introduction
  - Risk Factors
    - Standard
    - Scheme-specific
  - Provisions regarding the minimum number of investors in the scheme
  - Any other special considerations
  - Definitions
  - Due Diligence Certificate (issued by the AMC)
- Information about the scheme
  - Name and type of the scheme
  - Investment Objectives and Policies
  - Asset Allocation Pattern
  - Where will the scheme invest?
  - Investment Strategy
  - Fundamental Attributes
  - Benchmark
  - Managers of the Scheme
  - Investment Restrictions
  - Performance track record of the scheme
- Units and Offer
- Fees & Expenses
- Rights of Unit-holders
- General Unit-holder information
- Penalties, Litigation etc.

The content of SID is discussed below in detail. The following discussion looks at how the SID can be used for making an informed investment decision. The suitability of a mutual fund to an investor depends upon the features of the scheme and matching it to the needs of the investor from the investment. The principal questions that an investor needs to find answers

for and the sections of the SID where they can be found are described below.

### **Eligible investors**

The segment on New Fund Offer (NFO) and Ongoing Offer Details of the Scheme Information Document (SID) provides a list of categories of investors eligible to invest in the scheme. The section also lists the persons who are not eligible to invest in the scheme.

### **Scheme suitability**

The suitability of the scheme depends upon multiple factors such as the financial need of the investor from the investment, the risk and return preferences, the investment horizon and other individual preferences. The details of the scheme that has to be matched with the investor's preferences are found in the following sections.

**The Risk-o-meter and Statement of the suitability of the scheme** are available on the front page of the SID.

(a) **The risks in the scheme** are listed in the segment on **Risk of the SID** which includes standard or general risk factors that affect all mutual fund schemes. These include risks that arise from the nature of mutual fund investments such as the possibility of volatility in the value of the units of the scheme. As the value of the underlying securities in the portfolio changes, there is no guarantee or assured returns in the scheme. The sponsors are not responsible or liable for any loss arising out of the operations of the scheme beyond the contribution made by each sponsor towards setting up the scheme. The past performances are only indicative and do not guarantee the future performance of the schemes. Even specific risk factors to the mutual fund scheme are listed in this section. The specific risk factors are the risks that arise out of the type of investment the schemes will make. Investments in fixed income securities may have credit risks, interest rate and price risks, liquidity risks, pre-payment risks, reinvestment risks. Equity and equity-related securities are prone to risks of price volatility, unlisted securities have high liquidity risk, listed securities may also be subject to liquidity risk from lower trading volumes. Investment in foreign securities, securitized instruments, derivatives and others will also have risks that are specific to those types of investments. The strategies adopted by the scheme's fund managers will also affect the risk in the scheme. The risk mitigation strategies adopted by the fund management to control and manage the risks associated with investing in specific types of securities are described in the SID.

(b) The **Type of Scheme** describes the nature of the scheme briefly. It categorizes the scheme as open-ended or close-ended/interval/balanced/income/equity or debt/liquid/ETF oriented. The information is available in the segment on '**Information about the Scheme**' in the SID.

(c) The segment on 'Information about the Scheme' of the SID also describes the **Investment**

**Objective** of the scheme that helps investors match their objective to that of the scheme. Schemes may also define a primary objective and a secondary objective. This description helps investors determine whether the scheme is suitable for their needs. The Investment objective is also available in the segment on Highlights/Summary of the Scheme at the beginning of the Scheme Information Document.

- (d) The segment on 'Information about the Scheme' of the SID describes the **Asset Allocation** of the scheme, which is the proportion of the net assets of the scheme that will be invested in different asset classes such as equity, debt and others. Apart from the asset allocation, the **level of risk in each of these asset classes** is provided to help investors assess the level of risk in the scheme as also to understand the nature of returns of the scheme.
- (e) The scheme information document also describes the types of instruments that the scheme is likely to invest in. SID also gives details of the **regulatory restrictions** on the investments that the scheme will make.
- (f) The **Investment Strategy** that will be followed by the scheme is covered under SID. This section informs investors about the philosophy adopted to identify securities to be included in the portfolio, rebalancing the portfolio and approach to selling investments held. All these factors will affect the risk and suitability of the scheme to the investor. The investment management structure created in the Asset Management Company to make investment decisions is also detailed in the SID.

All these elements of the scheme help an investor decide on the suitability of the scheme.

### **Buying units of the scheme from mutual fund**

The Type of Scheme will determine when the investor can invest in the scheme. If it is an open-ended scheme, then the investor can buy units of the scheme during the New Fund Offer (NFO) period and in the continuing investment period as defined in the Scheme Information Document at the applicable NAV. In case of a closed-ended scheme, the investor can buy units of the scheme from the mutual fund only during the NFO. In case of Interval schemes the investors can buy units directly from the mutual fund at the time of the NFO and during the Specified Transaction Periods at the applicable NAV.

This information is available on the **cover page of the Scheme Information Document (SID)**. The description of the scheme as open-ended/close-ended/interval, along with a line on when the units will be offered by the mutual fund gives the information that the investor requires. **SID** also covers the details of the **Units and Offer** and provides information about when the investor can invest in the scheme.

### **Applying for Units of a mutual fund scheme**

The information available in the Statement of Additional Information (SAI) and the Scheme

Information Document (SID) have to be read together to get all the information on how to apply for the units of a scheme.

SAI provides information on who can invest, information to be provided in the application form, points at which the application can be submitted, the modes of payments for purchases made and the details to be provided for each option available for payments and restricted modes such as third party payments along with exceptions, the mandatory information to be provided such as Permanent Account Number (PAN), bank account details and compliance with Know Your Customer (KYC) norms and exceptions to the rules (if any), the cut-off time for submission of applications, facilities and modes available for transacting in the units, regulations specific for any special category of investors such as minors, NRI and PIO investors, the facilities available to investors such as holding investments in demat form, and any other information that a prospective investor may require.

### **Transactions: purchase and repurchase prices**

The information available in the SID for NFOs and Ongoing Offer covers information on the price at which investors can purchase and redeem units. This price will depend upon the applicable NAV for the transaction, which in turn will depend upon the cut-off time prescribed for the particular type of scheme and the transaction value.

### **Load Structures**

The segment on load structures of the SID describes the impact of loads on the redemption price of units.

### **Investment limits: maximum and minimum amount an investor can invest**

There is a segment on **Highlights/Summary** of the scheme available at the beginning of the SID. The information available in the SID for NFOs and Ongoing Offer provides details of the minimum amount of purchase that has to be made and the minimum balance that has to be maintained in the folio. The minimum amount for which redemption requests have to be made is also mentioned.

### **Plans and options available under the scheme**

The segment on **Highlights/Summary** of the scheme available at the beginning of the SID and the information available in the SID for NFOs and Ongoing Offer provides details of the different plans, Regular and Direct, for making the investment. Each plan offers options such as Pay-out of Income Distribution cum capital withdrawal plan and growth, dividend re-investment and dividend sweep, the details of which are also provided.

### **Modes of transaction**

The segment on '**How to Apply**' of the SAI provides information on the various ways in which

the investor can transact with the mutual fund. This includes transacting directly with the mutual fund either physically or via Internet, through channel distributors, electronic mode, stock exchanges and others. The information is also available in the SID.

### **Liquidity and Redemption in a scheme**

The segment on **Highlights/Summary** of the scheme available at the beginning of the SID provides a summary of the Liquidity in the investment in the scheme. SID provides also details of the price for redemption, the cut-off time for submitting the requests and how the request can be made and the modes by which the payments will be made for different categories of investors.

### **Fees, expenses, transaction charges**

SID details the different categories of expenses, fees and loads that affect the returns to the investors in the scheme. The fees are charged to the scheme and the NAV reflects the adjustment. The loads are paid by each investor out of their investment value at the time of exit. The examples provided in this section make it easier for the investor to understand the impact. Information on the transaction charges<sup>37</sup> that the investor directly pays is mentioned in the segment on **Highlights/Summary** of the scheme available at the beginning of the SID.

### **Special products and facilities**

SID discusses special products and facilities available to the investors in the scheme such as systematic investment plans, systematic transfer plans, triggers, switch options, Transfer of Income Distribution cum capital withdrawal plans and such.

### **Sources of information**

SID provides details of the periodic information that the mutual fund will provide to the investor on the investments held in their folio through an account statement or other communication. Apart from account specific information, **SID** also details the periodic disclosures that the investor can access on the current value of the units, performance of the scheme and portfolio of the scheme. The performance of the scheme and that of its benchmark is also provided in SID.

### **Calculation of the scheme's Net Asset Value (NAV) per unit**

SID provides the details of the computation of the NAV.

### **Tax implications**

SID also gives the prevalent tax laws applicable to investing in mutual funds in brief.

---

<sup>37</sup> SEBI has withdrawn the transaction charges framework - [https://www.sebi.gov.in/legal/circulars/aug-2025/transaction-charges-paid-to-mutual-fund-distributors\\_95950.html](https://www.sebi.gov.in/legal/circulars/aug-2025/transaction-charges-paid-to-mutual-fund-distributors_95950.html)

## Fundamental Attributes

SID discusses fundamental attributes (core aspects of the scheme) as explained in Box 5.1.

### Box 5.1 Fundamental Attributes

Within the SID, there is an important section on fundamental attributes of a scheme with following parameters:

(i) Type of a scheme

- Open ended/Close ended/Interval scheme
- Sectoral Fund/Equity Fund/Balance Fund/Income Fund/Index Fund/Anyother type of Fund

(ii) Investment Objective

- Main Objective - Growth/Income/Both.
- The tentative portfolio break-up of Equity, Debt, Money Market Instruments, other permitted securities and such other securities as may be permitted by the Board from time to time with minimum and maximum asset allocation, while retaining the option to alter the asset allocation for a short term period on defensive considerations.

(iii) Terms of Issue

- Liquidity provisions such as listing, repurchase, redemption.
- Aggregate fees and expenses charged to the scheme.
- Any safety net or guarantee provided.

According to 18(15A) of SEBI (Mutual Funds) Regulations, 1996, the Trustees are required to ensure that no change in the fundamental attributes of the Scheme(s) or the trust or fee and expenses payable or any other change which would modify the scheme shall be carried out unless:

- A written communication about the proposed change is sent to each Unit- holder and an advertisement is given in one English daily newspaper having nationwide circulation as well as in a newspaper published in the language of the region where the Head Office of the mutual fund is situated; and
- The Unitholders are given an option for a period of 30 days to exit at the prevailing Net Asset Value without any exit load.

In addition, conditions specified under Regulation 18 (15A) for bringing change in the fundamental attributes of any scheme, it has been decided that trustees shall take comments of the Board before bringing such change.

### 5.1.2 Statement of Additional Information

Statement of Additional Information (SAI), has statutory information about the mutual fund or AMC, that is offering the scheme. Therefore, a single SAI is relevant for all the schemes offered by a mutual fund.

#### **Content of Statement of Additional Information**

Every mutual fund, on its website, provides for download of its SAI. However, investors have a right to ask for a printed copy of the SAI. Through the AMFI website ([www.amfiindia.com](http://www.amfiindia.com)), investors can access the SAI of all the mutual funds.

Refer to SAI from the website of any mutual fund and go through the sections discussed below for a better understanding of how these documents can be used to understand the features of a mutual fund scheme.

<b>Content of SAI</b>	<b>Description of Content</b>
<b>Constituents of the mutual fund</b>	<p><b>SAI</b> gives complete details of the constituents of the mutual fund-- Sponsors, AMC and Trustee Company, of service providers {Custodian, Registrar &amp; Transfer Agent, Statutory Auditor, Fund Accountant (if outsourced) and Collecting Bankers}.</p> <p>This includes their experience, condensed financial information (for schemes launched in last 3 financial years), key personnel, rights and obligations and other information the investor may require to evaluate the investment.</p>
<b>How to Apply</b>	<b>SAI</b> provides guidance on how to apply.
<b>Rights of Unit-holders</b>	<b>SAI</b> details the rights to beneficial ownership of the asset of the scheme, timelines for servicing investor applications and acknowledgements, right to receive information and disclosures and to exercise the option to exit in the event of changes in the scheme, and other rights of investors.
<b>Investment Valuation Norms</b>	<b>SAI</b> provides the details of the regulatory specifications on how different securities in the portfolio will be valued. The rules for valuation are standardized by the regulator, SEBI.
<b>Tax, Legal &amp; General Information</b>	<b>SAI</b> provides information on legal aspects of the investment that deal with nominations, transfer and transmission of units, investment by minors, pledge/lien on units and others. Also, this section provides details regarding taxation and other general information.
<b>Investor Grievance</b>	<b>SAI provides</b> details of how the investor can register a grievance.

### **5.1.3 Key Information Memorandum**

While an investor is expected to read all the scheme related documents, circulation of the same along with the application forms is too difficult and costly, especially if the printed forms are to be distributed. In order to ensure the investor gets access to sufficient information in spite of such a constraint, a Key Information Memorandum (KIM) is mandatorily circulated along with the application form.

KIM is essentially a summary of the SID and SAI. It contains the key points of these documents that are essential for the investor to know to make a decision on the suitability of the investment for their needs. It is more easily and widely distributed in the market. As per SEBI regulations, every application form is to be accompanied by the KIM.

Some of the key items contained in the KIM are as follows:

- Name of the AMC, mutual fund, Trustee, Fund Manager and scheme
- Dates of Issue Opening, Issue Closing and Re-opening for Sale and Re-purchase
- Investment Objective
- Asset allocation pattern of the scheme
- The risk profile of the scheme i.e., a snapshot of the risk to the principal invested, the suitable investment horizon for investment and the type of securities that the scheme will invest in.
- Plans and Options
- Benchmark Index
- Dividend Policy
- Performance of scheme and benchmark over last 1 year, 3 years, 5 years and since inception.
- Expenses of the scheme
- Information regarding registration of investor grievances

### **5.1.4 Addendum**

While the SID, SAI and KIM need to be updated periodically, the interim changes are updated through the issuance of such addendum. The addendum is considered to be a part of the scheme related documents and must accompany the KIM.

### ***5.1.5 Updation of Scheme Documents—Regulatory provisions***

#### ***Updation of SID***

For the open ended and interval schemes, the SID shall be updated within next six months from the end of the 1<sup>st</sup> half or 2<sup>nd</sup> half of the financial year in which schemes were launched, based on the relevant data and information as at the end of previous month. Subsequently, SID shall be updated within one month from the end of the half-year, based on the relevant

data and information as at the end of September and March respectively.

The procedure to be followed in case of changes to the open ended and interval scheme shall be as under:

- a. In case of change in fundamental attributes in terms of Regulation 18 (15A)
  - i. An addendum to the existing SID shall be issued and displayed on AMC website immediately.
  - ii. SID shall be revised and updated immediately after completion of duration of the exit option (not less than 30 days from the notice date).
  - iii. A public notice shall be given in respect of such changes in one English daily newspaper having nationwide circulation as well as in a newspaper published in the language of region where the Head Office of the Mutual Fund is situated.
- b. In case of other changes:
  - i. The AMC shall be required to issue an addendum and display the same on its website immediately.
  - ii. The addendum shall be circulated to all the distributors/brokers/Investor Service Centre (ISC) so that the same can be attached to all KIM and SID already in stock till it is updated.
  - iii. Latest applicable addendum shall be a part of KIM and SID. (e.g., in case of changes in load structure the addendum carrying the latest applicable load structure shall be attached to all KIM and SID already in stock till it is updated).
  - iv. Further, the account statements shall continue to include applicable load structure.

#### ***Updation of SAI***

- Regular update has to be done by the end of 3 months of every financial year. Material changes have to be updated on an ongoing basis and uploaded on the websites of the mutual fund and AMFI.

#### ***Updation of KIM***

- KIM shall be updated at least once in half-year, within one month from the end of the respective half-year, based on the relevant data and information as at the end of September and March and shall be filed with SEBI forthwith through electronic mode only.

#### **5.1.6 Other Mandatory information/disclosure**

While the scheme information documents provide mandatory information that help a prospective investor to make informed investment decision, the existing investors in a mutual fund scheme also need to track the progress of their investments.

There are two key disclosures that an investor should receive for that purpose, viz., the current value of one's investments, and information about where the scheme has invested.

The current value of investments is a function of the number of units in an investor's account and the NAV per unit. In order to get the current value of the investments, one has to multiply the number of units with the NAV.

$$\text{Current value of investments} = \text{Unit balance in the investor's account} \times \text{current NAV}$$

This means that an investor should be able to regularly know the NAV. The unit balance can be seen from the latest account statement that one would have got. Chapter 9 has a detailed discussion on when and how an investor gets the account statement.

### ***Disclosure of Daily NAV***

Each scheme's NAV is required to be disclosed at the end of each business day. The same is published on the website of the AMC. The Mutual Fund declares the Net Asset Value of the scheme on every business day on AMFI's website [www.amfiindia.com](http://www.amfiindia.com) (as per the time limit for uploading NAV defined in the applicable guidelines) and also on their website.

In case of open-ended schemes, the NAV is calculated for all business days and released to the Press. In Liquid and Overnight Funds, NAVs are declared on Sundays / holidays as well, which reflects the accrual for that day. In case of closed-ended schemes, the NAV is calculated at least once a week.

SEBI has revised the time limit for the disclosure of NAV of Mutual Fund Schemes investing overseas.<sup>38</sup>

With the availability of historical NAV, an investor should also be able to calculate how a scheme has performed over whatever period one wants to check for.

### ***Disclosure of Total Expense Ratio***

One of the important factors that impact the scheme's NAV is the Total Expense Ratio (TER), charged to the scheme. Though the same is very tightly regulated through SEBI regulations, the investor should know about the scheme expense ratio. SEBI has mandated that the Asset Management Companies (AMCs) should prominently disclose on a daily basis, the Total expense ratio (scheme-wise, date-wise) of all schemes under a separate head – "Total Expense Ratio of Mutual Fund Schemes" on their website. The same must also be published on the AMFI website. The AMCs are also required to send the update to the investors through email whenever there is a change in the expense ratio. The format of disclosure of TER of mutual fund schemes is exhibited below in Table 5.1.

---

<sup>38</sup>Candidates are advised to read the circular: [https://www.sebi.gov.in/legal/circulars/mar-2023/review-of-time-limit-for-disclosure-of-nav-of-mutual-fund-schemes-investing-overseas\\_69519.html](https://www.sebi.gov.in/legal/circulars/mar-2023/review-of-time-limit-for-disclosure-of-nav-of-mutual-fund-schemes-investing-overseas_69519.html)

**Table 5.1 Total Expense Ratio (TER) for Mutual Fund Scheme**

Name of Scheme: XYZ										
Date (DD/MM /YYYY)	Regular Plan					Direct Plan				
	Base TER (%)	Additional expense as per Regulation 52(6A) (b) (%) of Mutual Funds	Additional expense as per Regulation 52(6A) (c) (%) of Mutual Funds	GST (%)	Total TER (%)	Base TER (%)	Additional expense as per Regulation 52 (6A) (b) (%) of Mutual Funds	Additional expense as per Regulation 5 2(6A) (c) (%) of Mutual Funds	GST (%)	Total TER (%)
01/03/20 19										
02/03/20 19										
03/03/20 19										
...										
...										

Any change in the base TER (i.e., TER excluding additional expenses provided in Regulation 52(6A) (b), 52(6A) (c) of SEBI (Mutual Funds) Regulations, 1996 and Goods and Services Tax on investment and advisory fees) in comparison to the previous base TER charged to any scheme/plan has to be communicated to investors of the scheme/plan through notice via email or SMS at least 3 working days prior to effecting such change. Further, the notice of change in base TER should be updated on the AMC website at least 3 working days prior to effecting such change. A decrease in TER should be immediately communicated to investors of the scheme through email or SMS and uploaded on the website.

#### **Scheme-wise dashboard on mutual fund website**

Each AMC is also required to publish a scheme performance dashboard on the website, and update it on a regular basis. The dashboard highlights how various schemes of the mutual fund have performed over various holding periods. The scheme performance data is also available on the AMFI website.<sup>39</sup>

Most AMCs allow this dashboard to be downloaded in a tabular form. This contains the following information about the schemes of the mutual fund:

- Scheme name
- Scheme classification and category: For example, Equity multi-cap scheme; or Solution-oriented scheme–retirement fund
- Type of scheme: Open-ended or close-ended
- The investment objective of the scheme
- Name of the fund manager
- Benchmark index (including additional benchmark, if any)

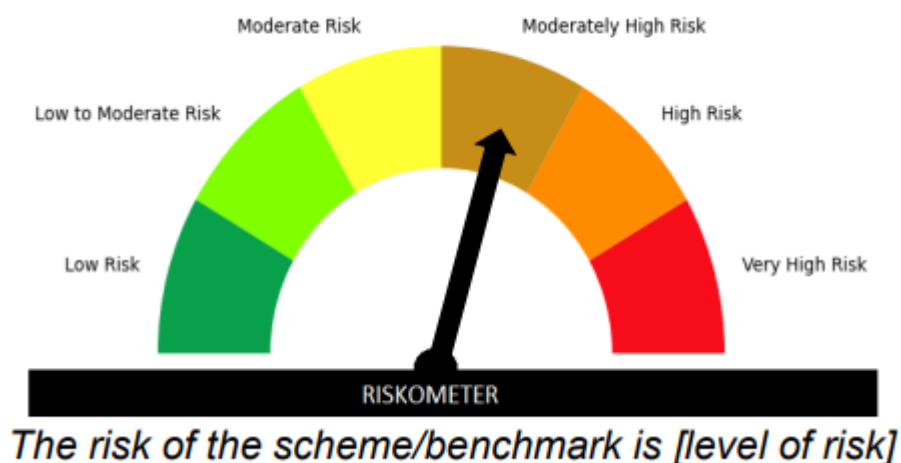
<sup>39</sup><https://www.amfiindia.com/research-information/other-data/mf-scheme-performance-details>

- Exit load<sup>40</sup> and lock-in period (if any)
- Plans and options: For example, direct and regular plans; Income Distribution cum capital withdrawal and growth options, etc.
- Minimum investment amount
- Month-end AUM
- TER
- Scheme inception date
- Month-end portfolio
- Scheme performance

Such a dashboard allows an investor to make an easy comparison of schemes across the mutual fund.

### ***Risk-o-meter***

To enable investors to make an informed decision regarding their investments, a pictorial representation of the risk to the principal invested in a mutual fund product is depicted using a 'Riskometer'. The pictometer will categorize the risk in the scheme at one of six levels of risk, as shown in the picture below:



The above risk-o-meter indicates that investors should understand that their principal will be at moderate risk. There is also a written statement of the risk to the principal below the 'Risk-o-meter'.

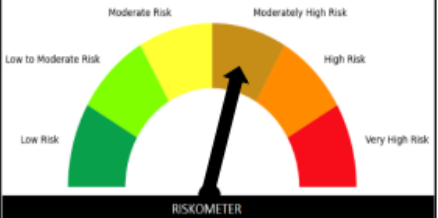
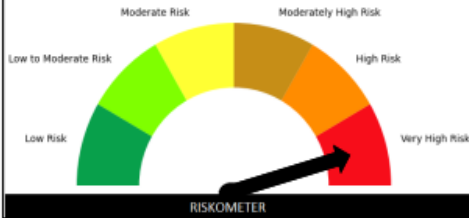
Risk-o-meter shall have the following six levels of risk for mutual fund schemes with the given color scheme

- Low risk – Irish Green [#08A04B]
- Low to Moderate risk – Chartreuse [#7FFF00]
- Moderate risk – Neon Yellow [#FFFF33]
- Moderately High risk – Caramel [#C68E17]

<sup>40</sup>It is clarified that the provision of Regulation 49(3) of MF Regulations applies on all open-ended mutual fund schemes wherever exit load is applicable. The # indicates colour code as specified by SEBI.

- High risk – Dark Orange [#FF8C00]
- Very High risk – Red [#F70D1A]

The mutual fund has to calculate the risk value of each scheme based on the parameters that have been provided. Every scheme needs to check the parameters and then determine its risk for the investor. This has to be depicted on the risk-o-meter. If there is any change in the risk level then this has to be conveyed through a Notice cum addendum and email or SMS to the unitholders. The risk-o-meter has to be evaluated on a monthly basis. The format for the said disclosure shall be as under:

<i>Name of the Scheme(s)</i>	<i>Existing Risk-o-meter of Scheme/Benchmark</i>	<i>Revised Risk-o-meter of Scheme/Benchmark</i>
<i>XXXX Large and Midcap Fund</i>	 <p data-bbox="403 1032 858 1099"><i>The risk of the scheme is moderately high</i></p>	 <p data-bbox="866 1032 1340 1099"><i>The risk of the scheme is very high</i></p>

Mutual Fund/AMCs shall also disclose risk-o-meter of the scheme and benchmark while disclosing the performance of scheme vis-à-vis benchmark.

Additionally, for the evaluation of risk value of commodities in which mutual funds are permitted to invest, SEBI has directed that, investments in such schemes must be assigned a risk score corresponding to the annualized volatility of the price of the said commodity. The annualized volatility will be computed quarterly based on past 15 years’ prices of benchmark index of the said commodity. The risk score for the commodity will be in terms of the following table<sup>41</sup>:

<b>Annualized volatility</b>	<b>Risk value on risk</b>
<10%	3 (Moderate)
10-15%	4 (Moderately High)
15-20%	5 (High)
>20%	6 (Very High)

While the risk-o-meter is an attempt to simplifying the presentation of levels of risk, it may be referred as the first step in the analysis of scheme categories, however, it should not be

<sup>41</sup> <https://www.sebi.gov.in/legal/circulars/apr-2022/circular-on-risk-value-of-commodities-for-57913.html>

the only factor for taking an investment decision. The same may apply to the discussion on risk profiles of various schemes that preceded the discussion on risk-o-meter. Each category would have some risks that are common to the category, and various schemes may take different risks, even within the same category. An investor would be advised to do careful research oneself. In case one is unable to do so, one must consider taking help of a mutual fund distributor or a registered investment adviser.<sup>42</sup>

### **Risk-Band - SIFs**

While the Risk-o-meter is mandatory in case of the mutual funds schemes, the SIFs are riskier than all the other mutual fund schemes. In such a case, and in order to avoid potential confusion, the risk levels in case of SIFs would be depicted through a pictorial risk meter, termed as Risk-Band, which shall have five levels of risks for the investment strategies:

- A. Risk band level 1 (Lowest risk)
- B. Risk band level 2
- C. Risk band level 3
- D. Risk band level 4
- E. Risk band level 5 (Highest risk)

The AMC shall assign the risk level of the schemes at the time of NFO. Any change in the risk level will have to be communicated by way of a notice-cum-addendum and by way of email or SMS to the unitholders of the particular investment strategy. The risk band shall be evaluated on a monthly basis. The AMC shall disclose the risk band for all the investment strategies on their website within 10 days from the close of each month. The AMC shall also disclose the risk level of the respective investment strategies as on 31<sup>st</sup> March of each year, along with the number of times the risk level has changed over the year on their website as well on the website of AMFI.

### ***Portfolio disclosure***

This is a list of securities where the corpus of the scheme is currently invested. The market value of these investments is also stated in portfolio disclosures. Mutual Funds/ AMCs shall disclose portfolio (along with ISIN) as on the last day of the month / half-year for all their schemes on their respective website and on the website of AMFI within 10 days from the close of each month/ half-year respectively in a user-friendly and downloadable spreadsheet format. For debt schemes, such disclosure shall be done on fortnightly basis within 5 days of every fortnight. In addition to the current portfolio disclosure, yield of the instrument shall also be disclosed.

In case of unit holders whose e-mail addresses are registered, the Mutual Funds/ AMCs shall send via email both the monthly and half-yearly statement of scheme portfolio within 10 days

---

<sup>42</sup>Investors should consult their financial advisers if they are not clear about the suitability of the product. A line to this effect was part of the circular on product labelling issued in 2013. [SEBI circular no. CIR/IMD/DF/5/2013 dated March 18,2013].

from the close of each month/ half-year respectively.<sup>43</sup>

As far as SIFs are concerned, the portfolio is required to be disclosed as on the last day of every alternate month, viz., May, July, September, November, January and March. This should be uploaded on the websites of the AMC as well as AMFI within 10 days from the close of such month in a user friendly and downloadable format. The portfolio disclosure should include all securities along with their ISIN and must include all securities.

The SIFs must include scenario analysis in their Investment Strategy Information Document (ISID), depicting the expected loss to the investor due to market movements.

### ***Financial results***

The mutual fund shall before the expiry of one month from the close of each half year, (Mar 31<sup>st</sup> and Sep 30<sup>th</sup>) shall display the unaudited financial results on the AMC website, the advertisement in this reference will be published by the fund in at least one English daily newspaper having nationwide circulation and, in a newspaper, having wide circulation published in the language of the region where the head office of the fund is situated.

### ***Annual reports and related disclosures***

Annual report or abridged summary is required to be hosted on AMCs website and on the website of AMFI. This is sent by email to the investors who have registered their email id with the fund, no later than four months from the date of closure of the relevant financial year i.e., March 31 each year. Investors' who have not registered their email-id have an option of receiving a physical copy of the Annual report or an Abridged summary thereof. The advertisement in this reference is required to be published by the mutual fund in all India editions of at least two daily newspapers, one each in English and Hindi.

### ***Disclosure pertaining to change in control of the AMC***

While seeking the approval of SEBI for change in the control of the AMC, the mutual fund handing over the control to another person, should file the draft letter / email to be sent to the unitholders along with draft advertisement to be published in the newspaper.<sup>44</sup>

## **5.2 Non-Mandatory Disclosures**

### ***Fund Factsheet***

One of the most popular documents from the mutual fund is the monthly Fund Factsheet. Investors, fund distributors, fund rating agencies, research analysts, media and others to access information about the various schemes of the mutual fund, extensively use this document. While it is not a regulatory requirement to publish the monthly fact sheet, it is a marketpractice followed by all the fund houses, on a voluntary basis. Since fund factsheet is

---

<sup>43</sup> [https://www.sebi.gov.in/legal/master-circulars/may-2023/master-circular-for-mutual-funds\\_71438.html](https://www.sebi.gov.in/legal/master-circulars/may-2023/master-circular-for-mutual-funds_71438.html)

<sup>44</sup> Candidates are advised to read: [https://www.sebi.gov.in/legal/circulars/aug-2023/timeline-for-the-exit-option-window-period-for-change-in-control-of-amc\\_75221.html](https://www.sebi.gov.in/legal/circulars/aug-2023/timeline-for-the-exit-option-window-period-for-change-in-control-of-amc_75221.html)

a marketing and information document, various SEBI regulations pertaining to information disclosure are applicable to it.

The fund factsheet contains the basic information of each scheme such as the inception date, corpus size (AUM), current NAV, benchmark and a pictorial depiction of the fund's style of managing the fund. The fund's performance relative to the benchmark is provided for the different periods along with the benchmark returns, as required by SEBI's regulations. The factsheet also provides the SIP returns in the scheme, portfolio allocation to different sectors and securities. However, some fund houses do not disclose the entire portfolio but only the top 10 holdings.

In the factsheet, security wise as well as sector wise allocation is provided for equity schemes. Some factsheets also disclose the derivatives exposure taken by the mutual fund schemes. In the debt funds, the factsheet discloses the rating profile of the various securities, and a snapshot of exposure of the scheme to various rating baskets.

Portfolio features such as the price-earnings ratio (PE), Beta and other risk measures such as standard deviation and Sharpe ratio (in case of equity funds), credit rating profile, average maturity and duration (in case of debt funds) are also available in the factsheet. The factsheet also provides investment details such as the minimum investment amount, the plans and options available in the scheme, the loads and expenses and systematic transaction facilities available in the fund.

## Chapter 5: Sample Questions

1. "Please read the scheme related documents carefully" – which documents does this line refer to?
  - a. Scheme Information Document and audited balance sheet of the Asset Management Company
  - b. Trust deed and Key Information Memorandum
  - c. Statement of Additional Information and fund fact sheet
  - d. **Scheme Information Document and Statement of Additional Information**
  
2. Which of the following statements is 'TRUE' with respect to the Scheme Information Document (SID) and Statement of Additional Information (SAI)?
  - a. These two documents are prepared in the format prescribed by Association of Mutual Funds in India as part of AMFI's Code of Conduct
  - b. These two documents are prepared in the format prescribed by Association of Mutual Funds in India as part of AMFI's Best Practices Circular
  - c. **These two documents are prepared in the format prescribed by Securities and Exchange Board of India**
  - d. Each Asset Management Company is free to prepare these documents in the format they desire
  
3. How often should the Key Information Memorandum (KIM) be updated?
  - a. At least once a month
  - b. **At least once every six months**
  - c. At least once a year
  - d. It need not be updated after it is issued once
  
4. The NAV of scheme is disclosed on the website of \_\_\_\_\_?
  - a. RBI
  - b. **AMC**
  - c. Both a and b
  - d. Neither a nor b
  
5. Which among the following is not a statutory document?
  - a. **Fund factsheet**
  - b. Statement of Additional Information
  - c. Scheme Information Document
  - d. Key Information Memorandum

## CHAPTER 6: FUND DISTRIBUTION AND CHANNEL MANAGEMENT PRACTICES

### Learning Objectives:

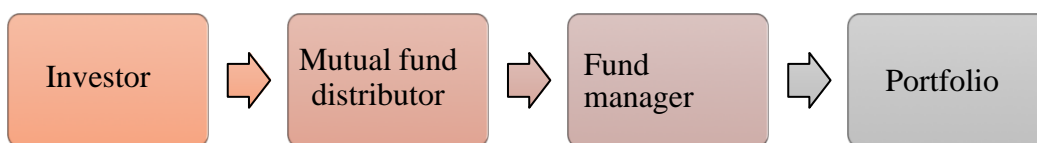
After studying this chapter, you should know about:

- Role and importance of mutual fund distributors
- Different kinds of mutual fund distributors
- Modes of distribution
- Pre-requisites to become a mutual fund distributor
- Revenue of a mutual fund distributor
- Commission disclosure mandated by SEBI
- Due Diligence Process by AMCs for Distributors of Mutual Funds
- Nomination facilities for mutual fund distributors
- Change of distributors

### 6.1 The role and importance of mutual fund distributors

An investor needs to invest the money in a portfolio of various investment options to achieve financial goals. This process of building a portfolio could be achieved with the help of the selection of a basket of mutual fund schemes. However, one may still need help in constructing a portfolio with the help of an expert. This expert could be a mutual fund distributor.

**Chart 6.1: Mutual Fund Investors, professionals and portfolio**



In Chart 6.1, two professionals have been shown between the investor and her investment portfolio, viz., a mutual fund distributor, and a fund manager. This fund manager could be a mutual fund manager managing a mutual fund portfolio in line with the scheme's investment objectives, as discussed earlier.

The fund manager analyses various inputs and data points including the company specific or industry specific information, and economy wide factors. The analysis may include about liquidity aspects in the market, and the mood of the market participants. After such a detailed

analysis, the fund manager constructs a portfolio of securities in line with the stated objective of the mutual fund scheme.

On the other hand, the mutual fund distributor's job is to assess the needs, limitations, resources and financial goals of the investor. This analysis would help the mutual fund distributor arrive at a suitable asset allocation plan for the investor. Armed with this, the distributor then goes on to identify mutual fund schemes, which are appropriate for the investor in the given situation.

Look at this in another way, the mutual fund distributor analyses the situation of the investor; whereas the fund manager analyses the market factors. Both the professionals play important roles in helping the investor achieve one's financial goals.

With that background look at various categories of mutual fund distributors.

## **6.2 Different kinds of mutual fund distributors**

Mutual funds are distributed in India to the investors through multiple channels, viz., individual mutual fund distributors, bank branches, national distributors through their branches or their sub-agents, post offices, and directly by the AMCs. While the category of distributors is also varied, the platforms used are also many. Funds may be distributed through the traditional method of using paper-based application forms, or through electronic platforms such as websites, mobile phones and stock exchanges.

Let us first look at the different categories and their characteristics.

### **6.2.1 Individual players**

India has a long history of distribution of financial products through individuals. Both Life Insurance Corporation of India Ltd (LIC), and Unit Trust of India (UTI) depended on a huge force of individual agents. While the two institutions made various products and solutions available, the agency force (i.e., individual agents) ensured these products reached the households. These same agents also distributed the small savings products, and to that extent, they played a huge role in bringing household savings into financial products.

Almost all of them operated as individuals, and single-handedly, without any staff or skeleton staff, mainly to handle the paperwork. Even today, this is a very large part of the distribution link between the asset management companies and the investors. Quite a few new mutual fund distributors start their business this way – single-handedly, as individuals.

Later, some of them expand and grow into larger entities. While the former is known as the "individual" channel, the rest can be called the "non-individual" channel.

The traditional non-institutional channels operate through different business models. These could be as under:

- Through their own branch offices and employees
- Through a network of sub-agents

### **6.2.2 Non-individual entities**

Non-individual entities include partnerships, regional distributors, national distributors, NBFCs, banks, stockbrokers, etc. Out of these, the distribution companies and banks are sometimes referred as institutional distributors.

In both cases, the investor is serviced by an individual—be it an employee of the firm or a sub-agent. However, the difference lies in the operations of the firm and its cost structure—the former incurs fixed expenses of running the large operations, whereas the latter have higher variable costs. The employees earn through salary, whereas the sub-agents earn a commission, which is linked to the business generated.

Within the non-individual distributors, there are different business models.

#### ***Banks***

**Banks** have emerged as a prominent channel for the distribution of mutual fund products to their account holders. Within the banking structure, the multinational banks were the first to enter the business of mutual fund distribution. The private sector banks and the public-sector banks entered the business much later. Nowadays, even some cooperative banks are also distributing mutual funds. Banks employ different business units catering to different client segments, viz., retail banking and wealth management or priority banking or private banking. The categorization is based on the wealth of the clients or the surplus available for investment in financial assets.

Mutual funds have built relationships with PSU banks that have a wide reach in non-urban centres to distribute mutual fund products through them. Also, private and foreign banks actively participate in the distribution process of mutual fund products.

Many others like stock brokers and NBFC also use a similar classification between retail clients and wealthy clients. While some **NBFCs and stock brokers** reach out to service their clients through their own employees, some have empaneled sub-agents. One may also call it an agency channel. These sub-agents are not employees of the firm but purely work as an extended distribution arm.

While the banks and NBFCs may operate at a national level, there could be some other firms that only distribute financial products. Some of these firms may have a national presence, while some others may operate within a region. These are often referred as **national distributors**

**or regional distributors** in the mutual fund industry.

Some new players have entered the fray of late. These are the e-commerce platforms and few other online distributors that also distribute mutual fund schemes. These players operate through the internet without having a physical office for the clients to visit. SEBI has provided the guidelines for Execution Only Platforms (EOP), relevant for digital / online platforms.

### **6.3 Modes of distribution**

Traditionally, not just mutual funds, but all financial products were distributed through the use of application forms printed on paper. This process involved carrying physical forms to the client's place and then depositing those forms at the respective official points of acceptance (OPOAs). With the advent of the internet and mobile phones, the distribution channel shifted to digital mode. Of late, the balance is shifting towards digital transactions, though the physical paper-based transactions continue in a significant way.

Many distributors and their investors still prefer the paper mode, whereas the new age Internet-based businesses, viz. e-commerce platforms, and online distributors operate entirely through the digital mode.

On the other hand, there are a few that employ a hybrid mode, where some transactions take place digitally, some others happen physically.

The different models of online distribution are discussed below.

#### **6.3.1 Online Channel Partners**

The advent of the internet has changed the way business is conducted in many industries, and mutual fund distribution is no different. The distributors are able to expand their business beyond geographical boundaries. Investors, also prefer to transact through the internet, rather than the cumbersome paperwork and dependence on the distributor. A few distributors offer transaction support through their own websites.

#### **6.3.2 Stock Exchange Platforms**

SEBI has facilitated buying and selling of the units of open-ended mutual funds through the stock exchanges. Exchanges have developed mutual fund transaction engines for this purpose. The low cost and deeper reach of the stock exchange network enable an increased level of participation of retail investors in mutual funds. AMCs are required to list the units of close-ended and interval schemes on a stock exchange and the units of ETFs are also bought and sold in the stock exchange.

Both National Stock Exchange (NSE) and Bombay Stock Exchange (BSE) have extended their trading platforms to help the stock exchange brokers become a channel for investors to transact in Mutual Fund units. NSE's platform is called NMF II Platform. BSE's platform is the

BSE StAR Mutual Funds Platform.

NMF II platform of NSE has two versions one for trading members and one for distributors. All trading members of the stock exchange who have registered with AMFI as Mutual Fund Distributor and have signed up with the respective mutual fund can offer transactions through this facility to their investors. The units can also be transacted on these platforms through clearing members of the stock exchange. Depository participants can process redemption requests only. The list of eligible schemes for transaction on these platforms are notified by the respective mutual funds. These eligible schemes are not listed on the stock exchange. Similarly, distributors having valid AMFI registration can seek limited purpose membership of the Exchange to transact in Mutual Fund units only.

The stock exchanges only offer a transaction platform, but they do not replace the RTAs. Since this is essentially an order routing system between the investors and the AMC, the exchanges do not offer settlement guarantee. Responsibility for settlement is with the AMC. However, the normal stock exchange redressal mechanism would be available to address any investor complaints.

SEBI vide its circular dated February 26, 2020, has allowed the investors to directly access the infrastructure of stock exchanges to purchase and redeem mutual fund units directly from the mutual fund/asset management companies.

There is an element of convenience that is available for investors when they transact mutual fund units on the stock exchange. This is because the entire system is seamless and the investor is familiar with it. In case of stocks, the investor needs to enter their order details either through their broker or online and these are routed to the stock exchange and then executed. The same route is followed for mutual fund units where the investor is able to transact seamlessly and get the units in their demat account.

One of the main features of this platform is that the distributor only handles the transactions of the investor. The rest of the process, including the pay in and payout of money as well as the units, takes place through the stock exchange infrastructure. This involves the clearing corporation too.

The beneficial part of this entire system is that apart from the normal purchase and sale of units there is also the facility of undertaking a SIP which is a very crucial way of investing for investors. STP and SWP transactions apart from a switch are also possible on the stock exchange. The ease of making the investment and the facility offered is also a reason why the investor might find this an attractive route to invest.

### **6.3.3 MF Utilities**

MF Utilities (MFU) is a transaction aggregating platform that connects investors, RTAs, distributors, banks, AMCs and others. MFU facilitates the distributors with online access to submit investor transactions. This platform provides them with a single point for time-stamping of transactions, document submission, paperless transaction facility, and login facility for their clients.

Investors who register on the MFU are allotted a Common Account Number (CAN) under which all their mutual fund holdings are consolidated. Investors have to be KYC compliant to register for a CAN. If an investor is not already KYC compliant, then the MFU will facilitate KYC registration along with the allotment of 'CAN'.

The MFU offers a Common Transaction Form to transact in multiple schemes across participating mutual funds using a single form. The form can be submitted through a mutual fund distributor or to neutral Points of Service (PoS) and others irrespective of the RTA servicing the mutual fund. MFU offers multiple modes of payments for investment through physical and electronic means. MFU allows a single payment for multiple subscriptions made under a single form. The existing mutual fund holding is mapped to the CAN based on PAN, holding pattern and other parameters. Investors may have multiple CANs based on the combination of holdings and mode of holding. Investors can also request online access through which they can submit transactions, view holdings and lodge and track complaints. The bank and nomination details provided to the MFU at the time of registering for the CAN will override the information provided in the folios.<sup>45</sup>

### **6.3.4 Computer-based and Mobile-based Apps offered by distributors**

Apart from the above platforms and the websites of distributors, the transaction facilities are now available on mobile devices –smartphones, feature phones, and tablet computers. This makes it even more convenient than going to a website. These are through apps that are created by distributors in order to facilitate investments for their clients. These multiple channels make it easier for clients to transact in a simple manner.

---

<sup>45</sup>In order to make it more convenient to the existing and future investors to transact and avail services while invested in Mutual Funds SEBI has decided that the RTAs shall implement standardized practices, system interoperability amongst various stakeholders to jointly develop a common industry wide platform that will deliver an integrated, harmonized, elevated experience to the investors across the industry. AMCs and Depositories are advised to facilitate the RTAs for development of the platform. (The platform is operational since 31st December 2021). Read more at: [https://www.sebi.gov.in/legal/circulars/jul-2021/circular-on-rt-a-inter-operable-platform-for-enhancing-investors-experience-in-mutual-fund-transactions-service-requests\\_51395.html](https://www.sebi.gov.in/legal/circulars/jul-2021/circular-on-rt-a-inter-operable-platform-for-enhancing-investors-experience-in-mutual-fund-transactions-service-requests_51395.html)

### 6.3.5 Electronic platforms created by the AMCs

Apart from the above, various AMCs have also created their own facilities like web-based and mobile-based applications that facilitate various transactions. Many AMCs also offer transaction facilities through SMS and WhatsApp. When an investor uses these platforms then they are dealing directly with the mutual fund.

### 6.3.6 New age investment platforms

The Indian investors have also seen the emergence of new-age investment platforms. These are technology-based platforms that allow investors to invest in mutual funds apart from other areas like stocks, bonds etc. One of the key features of these platforms is the simplicity of investment without the hassle of too much paperwork plus its low cost. On many of these platforms, investors can buy direct plans of mutual funds too. These are available through both websites as well as apps so it also becomes simple to interact. Examples of these include Groww, Kuvera, Paytm money, Coin etc.

## 6.4 Pre-requisites to become Distributor of a Mutual Fund<sup>46</sup>

An Asset Management Company may appoint an individual, bank, non-banking finance company or distribution company as a distributor. SEBI has mandated mutual fund distributors, agents or any persons employed or to be employed in the sale and/or distribution of mutual fund products, to have a valid certification from the National Institute of Securities Markets (NISM) by passing NISM Series-V-A: Mutual Fund Distributors Certification Examination.

Any entity engaged in sale and/or distribution of mutual fund products, shall also be eligible to offer products under the SIF, subject to such entity fulfilling additional eligibility criteria as specified by SEBI.

In order to be eligible to sell or market mutual funds, the following are compulsory:

- **Obtaining NISM Certification**
  - The individual needs to pass the NISM certification examination mandated by SEBI.
  - For persons who have attained the age of 50 years or who have at least 10 years of experience in the securities markets in the sale and/ or distribution of mutual fund products as of May 31, 2010, can obtain the certification either by passing the NISM certification examination or qualifying for Continuing Professional Education (CPE) by obtaining such classroom credits as may be specified by NISM from time to time.<sup>47</sup>

---

<sup>46</sup> Candidates may read about, "become a mutual fund distributor" at <https://www.amfiindia.com/distributor-corner/become-mutual-fund-distributor>

<sup>47</sup>SEBI Gazette Notification Ref. No. LAD-NRO/GN/2010-11/09/6422 dated May 31, 2010.

<http://www.nism.ac.in/nism18042016/index.php/circulars/173-sebi-notification-on-nism-series-v-a-mutual-fund-distributors->

## ○ **Know Your Distributor Requirements**

As part of SEBI's drive to streamline the distribution process of mutual fund products, AMFI has introduced the KYD process to verify the correctness of the information provided in the registration documents and to have verification of the ARN holders.<sup>48</sup>

The process consists of document verification and a biometric process.

- **Self-attested copy** of the PAN card and specific documents as proof of address to be submitted along with application form at the CAMS-PoS (Computer Age Management Services-Points of Service). The original documents have to be presented for verification.
- **The biometric process** consists of taking the impression of the index finger of the right hand of the ARN holder. This is done at the PoS at the time of submission of documents (both for new registrations and for renewal of ARN). In case of non-individual distributors, the biometric process will be conducted on specified authorized persons.
- An acknowledgement confirming the completion of KYD process is received from the CAMS-PoS.
- The existing ARN holders have to send the photocopy of the acknowledgement to all the AMCs with whom they are empaneled.

## ○ **Obtaining AMFI Registration Number**

After obtaining the certification and completing KYD requirements, the next stage is to register with AMFI. On registration, AMFI allots an AMFI Registration Number (ARN). Individuals from the exempted category (i.e., who have attained the age of 50 years or have at least 10 years of experience as of May 31, 2010) can obtain the ARN without passing the certifying examination, provided they have attended the prescribed CPE program. Minimum age for obtaining ARN is 18 years.

## ○ **Empanelment with AMCs**

Armed with the ARN No., the distributor/stock exchange broker can get empaneled with any number of AMCs. Alternatively, they can become agents of a distributor who is already empaneled with AMCs. Empanelment with the AMC or enrolment as an agent of an empaneled distributor is compulsory to be able to sell mutual fund schemes and earn the commissions.

Institutions that are into the distribution of mutual funds need to register with AMFI. The

---

[dated-may-31-2010](#)

<sup>48</sup>The new cadre of distributors are not required to comply with KYD/bio-metrics requirements. However, they are required to submit self-attested copies of identity proof (photo PAN card of individual applicants/ in case of Proprietary concern, PAN card of the Proprietary Concern (if available) or Photo PAN Card of the Proprietor) and address proof, as mentioned in KYD application form.

employees of these institutions need to clear the NISM Series V-A: Mutual Fund Distributors Certification Examination and obtain an Employee Unique Identification Number (EUIN) from AMFI. The Intermediaries have to ensure that the employees quote the EUIN in the Application Form for their client's investments. There is no separate ARN required for these employees since they operate under the ARN of the institution that they are working for.

#### **6.4.1 Procedure for getting empaneled as a mutual fund distributor with AMC**

Empanelment with an AMC is a simple process. There is a Request for Empanelment Form to be filled in. This provides for basic details, such as:

- Personal information of applicant—Name of person, Age, Trade Name, Contact Information, ARN, PAN, Income tax category (such as Resident Individual, Company, Non-Resident Indian, Foreign Company).
- Names and contact information of key people handling sales and operations.
- Business details, such as office area, number of branches, number of employees, geographical area covered, years of experience, number of investors, number of agents, fund houses already empaneled in, size of AUM etc.
- Bank details and preferences regarding Direct Credit of brokerage in the bank account.
- Preferences regarding receiving information from the AMC.
- Nominee
- The applicant also needs to sign a declaration, which provides for the following:
  - Correctness and completeness of information provided
  - Commitment to keep all the transactional information confidential
  - Commitment to abide by instructions given, as also statutory codes, guidelines and circulars
  - Not to issue advertisement or publicity material other than that provided by the AMC or pre-approved by the AMC
  - Ensure that the risk factors are mentioned along with performance and other related information
  - Provide all the information and documents that the AMC may ask for from time to time
  - Ensure that all employees who are engaged in selling or marketing of mutual funds have an EUIN.

- Undertake not to rebate commission back to investors, or attract investors through the temptation of rebate/gifts, pass back of commission etc.
- Power to the AMC to terminate the empanelment at any time
- Some AMCs directly empanel only distributors who are likely to generate adequate business – and request others to work under one or the other empaneled distributors.
- At times, AMCs link the levels of commission to the volumes generated. In such cases, an agent might find it beneficial to work under an established distributor.

While many of the above clauses would be included in the application forms, there is no standard format and each asset management company use their own format for collecting such details, as well as for empanelment of distributors.

AMFI has announced that w.e.f. October 1, 2024 applications for grant of ARN and EUIN shall be accepted only through online mode via AMFI website ([www.amfiindia.com](http://www.amfiindia.com)). The paper-based process is henceforth discontinued.

## 6.5 Revenue for a mutual fund distributor

The mutual fund distributor earns revenue in the form of commission income for the distribution of the mutual fund products/schemes in the manner specified by SEBI from time to time. SEBI has recently withdrawn the benefits of upfront commission and transaction charges for the MFDs.<sup>49</sup>

Further, AMFI has described the commission structure for MFDs which is as follows:

Mutual fund distributors receive commission on the investments mobilized by them under Regular Plan of MF schemes from the AMCs with whom they are empaneled. The trail commission is typically paid on monthly basis as per the commission structure decided by the respective AMCs as per their business policy.

As per SEBI MF Regulations, AMCs shall adopt full trail model of commission in all schemes, without payment of any upfront commission or upfront of any trail commission, directly or indirectly, in cash or kind, through sponsorships, or any other route.

In other words, incentives in any other form to the distributor which is not in the form of trail commission is not permitted as per above regulatory guideline. In short, MFDs are paid only trail commission and, such trail commission can be paid only in monetary terms.

<sup>49</sup> [https://www.sebi.gov.in/legal/circulars/aug-2025/transaction-charges-paid-to-mutual-fund-distributors\\_95950.html](https://www.sebi.gov.in/legal/circulars/aug-2025/transaction-charges-paid-to-mutual-fund-distributors_95950.html)

### 6.5.1 Concept of Trail Commission

**Trail commission** is calculated as a percentage of the net assets attributable to the Units sold by the distributor. The commission payable is calculated on the daily balances and paid out periodically to the distributor as per the agreement entered into with AMC.

The trail commission is normally paid by the AMC on a quarterly basis or monthly basis. Since it is calculated on net assets, distributors benefit from increase in net assets arising out of valuation gains in the market.

For example, suppose an investor has bought 1000 units at Rs. 10 each. The distributor who procured the investment may have been paid an initial commission calculated as a percentage on 1000 units X Rs. 10 i.e., Rs 10,000.

Later, suppose the NAV of the scheme goes up to Rs.15. Trail commission is payable on 1000 units \* Rs 15 i.e., Rs 15,000 – not the Rs 10,000 mobilised. In short, trail commission depends on the NAV.

Further, unlike products like insurance, where agent commission is paid for a limited number of years, a mutual fund distributor is paid trail commission for as long as the investor's money is held in the fund.

Such indexing of agent commissions to the current value of the investment, and the absence of a time limitation to earning it, are unique benefits that make it attractive for distributors to sell mutual funds.

Let us take an example here. A distributor mobilised a sum of Rs. 10 lakhs on a particular day when the scheme's NAV was Rs. 10.0000. The total units allotted were 1,00,000.

In this case (Rs. 10,00,000 / Rs. 10.0000). We have assumed a trail commission rate of 1% p.a. in this case. Given below is the table showing calculation of trail commission for the month of July 2019. (All NAVs are randomly generated, and not of any actual scheme).<sup>50</sup>

No. of units allotted = 1,00,000 at NAV of Rs. 10.0000

Trail Commission is 1 percent of Value i.e., Rs.10,00,000 and subsequently as the NAV changes, the value changes.

---

<sup>50</sup>This is taken only for the purpose of the calculation and in no way is any indication of the trail commission payable.

**Table 6.1 Calculation of trail commission for distributors**

Date	NAV (A)	Value (B)	Trail commission (B*1%/365)
01-Aug-19	10.0000	10,00,000.00	27.40
02-Aug-19	10.0270	10,02,698.66	27.47
03-Aug-19	10.0270	10,02,698.66	27.47
04-Aug-19	10.0270	10,02,698.66	27.47
05-Aug-19	9.9140	9,91,396.69	27.16
06-Aug-19	9.9888	9,98,879.74	27.37
07-Aug-19	9.9114	9,91,144.38	27.15
08-Aug-19	10.0835	10,08,348.30	27.63
09-Aug-19	10.1522	10,15,224.62	27.81
10-Aug-19	10.1522	10,15,224.62	27.81
11-Aug-19	10.1522	10,15,224.62	27.81
12-Aug-19	10.1522	10,15,224.62	27.81
13-Aug-19	9.9837	9,98,374.86	27.35
14-Aug-19	10.0792	10,07,920.67	27.61
15-Aug-19	10.0792	10,07,920.67	27.61
16-Aug-19	10.0897	10,08,968.80	27.64
17-Aug-19	10.0897	10,08,968.80	27.64
18-Aug-19	10.0897	10,08,968.80	27.64
19-Aug-19	10.1038	10,10,377.83	27.68
20-Aug-19	10.0837	10,08,365.86	27.63
21-Aug-19	10.0114	10,01,135.92	27.43
22-Aug-19	9.8527	9,85,267.02	26.99
23-Aug-19	9.9143	9,91,432.35	27.16
24-Aug-19	9.9143	9,91,432.35	27.16
25-Aug-19	9.9143	9,91,432.35	27.16
26-Aug-19	10.1285	10,12,853.10	27.75
27-Aug-19	10.1683	10,16,828.15	27.86
28-Aug-19	10.1171	10,11,710.96	27.72
29-Aug-19	10.0137	10,01,367.16	27.43
30-Aug-19	10.0849	10,08,494.98	27.63
31-Aug-19	10.0849	10,08,494.98	27.63
Total trail commission for the period:			853.13

In the above example, the trail commission is calculated for each day using the below formula:

Trail commission for the day = AUM X trail commission rate p.a./365
---

Since the trail commission rate is mentioned as percent per annum, the same needs to be divided by 365 to arrive at the daily trail commission amount.

Smart distributors have accumulated a portfolio of loyal investors to whom they offer superior service. The trail commission on these investments ensures a steadily rising income for the distributor. Additional investments from the same investors, and other investors referred by the current investors, help them grow the portfolio.

A point to note is that the commission is payable to the distributors to mobilize money from their clients. Hence, no commission is payable to the distributor for their own investments (self-business).

Regulations require distributors to disclose to their investors all commissions in the form of trail commissions or any other form payable to them from similar competing schemes of a different mutual fund from amongst which the particular scheme was recommended to the investor.

### **6.5.2 Additional commission for promoting mutual funds**

With a view to promoting mutual funds, SEBI has allowed mutual funds to charge additional expenses, which can be used for distribution related expenses, including distributor commission<sup>51</sup>. For example, the distributors mobilising funds from investors located in B-30 locations (cities and towns beyond the top 30 locations) would earn higher commission for promoting mutual funds. We will cover the details of additional expenses later in Chapter 7.

### **6.5.3 Transaction Charges**

The Asset Management Companies (AMCs) were allowed to pay transaction charges for subscriptions worth more than Rs. 10,000 to the mutual fund distributors. However, as per SEBI's circular issued in August 2025, this transaction charges framework has been withdrawn, thereby removing the following:

- The investor-borne transaction charges,
- The requirement for investors to pay upfront commissions to distributors.

Distributors will be compensated directly by Asset Management Companies (AMCs), in line with SEBI's view that distributors act as agents of AMCs. No charges will be deducted from investor contributions.

### **6.5.4 Applicability of GST on distributors commission**

The Goods and Services Tax (GST) became applicable with effect from July 2017. GST is payable by any person making taxable supplies of goods/services and whose annual turnover

---

<sup>51</sup> [https://www.sebi.gov.in/legal/circulars/aug-2025/transaction-charges-paid-to-mutual-fund-distributors\\_95950.html](https://www.sebi.gov.in/legal/circulars/aug-2025/transaction-charges-paid-to-mutual-fund-distributors_95950.html)

exceeds Rs. 20 lakhs. Additionally, on certain goods and services specified by the Government, tax is to be paid by the recipient, under reverse charge instead of the supplier.

A mutual fund distributor, who has registered and obtained a GST number would be required to raise an invoice for the commission, and pay the GST to Government. At the same time, as per Section 9(4) of the CGST Act and Section 5(4) of the IGST Act, the registered recipient is liable to pay tax on procurements from unregistered suppliers under the reverse charge mechanism.

Normally, the supplier of goods and services pays the GST on supply to the Government. The supplier adds this amount to the bill while charging the customer (recipient of goods or services). However, in the reverse charge mechanism, the recipient of the goods and services pays the said tax to the Government.

Accordingly, the AMC / MF is liable to pay GST under reverse charge on commission paid to unregistered distributors.<sup>52</sup>

## **6.6 Commission Disclosure mandated by SEBI**

SEBI has mandated Mutual Funds/AMCs to disclose on their respective websites the total commission and expenses paid to distributors who satisfy one or more of the following conditions with respect to non-institutional (retail and HNI) investors:

- Multiple points of presence (More than 20 locations)
- AUM raised over Rs. 100 crores across the industry in the non-institutional category but including high net worth individuals (HNIs).
- The commission received of over Rs. 1 crore p.a. across industry
- The commission received of over Rs. 50 lakhs from a single Mutual Fund/AMC.

Mutual Funds/AMCs shall also submit the above data to AMFI. AMFI shall disclose the consolidated data in this regard on its website.

In addition to the total commission and expenses paid to distributors, mutual funds / AMCs need to make additional disclosures regarding distributor-wise gross inflows (indicating whether the distributor is an associate or group company of the sponsor(s) of the mutual fund), net inflows, average assets under management and ratio of AUM to gross inflows on their respective website on a yearly basis.

In case the data indicates that a distributor has an excessive portfolio turnover ratio, i.e., more than two times the industry average, AMCs conduct an additional due diligence of such distributors. Mutual Funds/ AMCs are required to submit the above data to AMFI and

---

<sup>52</sup>Refer to the Goods and Services Tax – FAQs for distributors on AMFI’s website. <https://www.amfiindia.com/Themes/Theme1/downloads/home/AMFI-GST-FAQs.pdf>

Refer SEBI Circular No. SEBI/HO/IMD/PoD1/CIR/P/2025/115 dated August 08, 2025.

consolidated data with respect to the same will be disclosed on the AMFI website.

## **6.7 Due Diligence Process by AMCs for Distributors of Mutual Funds<sup>53</sup>**

SEBI has mandated AMCs to put in place a due diligence process to regulate distributors who qualify any one of the following criteria:

- a. Multiple point presence (More than 20 locations)
- b. AUM raised over Rs. 100 crores across the industry in the non-institutional category but including high net worth individuals (HNIs)
- c. The commission received of over Rs. 1 Crore p.a. across industry
- d. The commission received of over Rs. 50 Lakhs from a single mutual fund

At the time of empaneling distributors and during the period i.e., review process, mutual funds/AMCs have to undertake a due diligence process to satisfy 'fit and proper' criteria that incorporate, amongst others, the following factors:

- a. Business model, experience and proficiency in the business.
- b. Record of regulatory/statutory levies, fines and penalties, legal suits, customer compensations made; causes for these and resultant corrective actions taken.
- c. Review of associates and subsidiaries on the above factors.
- d. Organizational controls to ensure that the following processes are delinked from sales and relationship management processes and personnel:
  - i. Customer risk/investment objective evaluation.
  - ii. MF scheme evaluation and defining its appropriateness to various customer risk categories.

## **6.8 Difference between distributors and Investment Advisors**

An investment advisor means any person, who for consideration, is engaged in the business of providing investment advice to clients or other persons or group of persons and includes any person who holds out himself as an investment adviser, by whatever name called; It excludes any distributor of mutual funds who is registered with an association of asset management companies of mutual funds, providing any investment advice to its clients incidental to its primary activity.

This definition makes it clear that any person who holds out as an investment advisor would be covered. So, a distributor cannot call themselves an investment advisor. Further, an investment advisor cannot earn both from advisory as well as distribution commission so this needs to be known as both the activities need to be separated.

---

<sup>53</sup>Refer SEBI Circular No. CIR/IMD/DF/13/2011 dated August 22, 2011.

### 6.8.1 Advisory

This refers to a service where a distributor represents to offer advice while distributing the product, it will be subject to the principle of 'appropriateness' of products to that customer category. Appropriateness is defined as selling only that product that is identified as best suited for investors within a defined upper ceiling of risk appetite. No exception shall be made. (See Box 6.8.3: Do mutual funds advise their clients?)

### 6.8.2 Execution only

- a. In case of transactions that are not booked as 'advisory', it shall still require:
  - i. If the distributor has information to believe that the transaction is not appropriate for the customer, a written communication be made to the investor regarding the unsuitability of the product. The communication shall have to be duly acknowledged and accepted by investor.
  - ii. Obtain a customer confirmation to the effect that the transaction is 'execution only' notwithstanding the advice of inappropriateness from that distributor prior to the execution of the transaction.
  - iii. That on all such 'execution only' transactions, the customer is not required to pay the distributor anything other than the standard flat transaction charges<sup>54</sup>.
- b. There shall be no third categorization of customer relationship / transaction.
- c. While selling mutual fund products of the distributors' group/associates, the distributor shall make disclosure to the customer regarding the conflict of interest arising from the distributor selling such products.

Compliance and risk management functions of the distributor shall include a review of defined management processes for:

- i. The criteria to be used in review of products and the periodicity of such review.
- ii. The factors to be included in determining the risk appetite of the customer and the investment categorization and periodicity of such review.

Other kinds of due diligence performed are:

- i. Review of transactions, exceptions identification, escalation and resolution process by internal audit.
- ii. Recruitment, training, certification and performance review of all personnel engaged in this business.

---

<sup>54</sup> SEBI has recently withdrawn the benefit of transaction charges: [https://www.sebi.gov.in/legal/circulars/aug-2025/transaction-charges-paid-to-mutual-fund-distributors\\_95950.html](https://www.sebi.gov.in/legal/circulars/aug-2025/transaction-charges-paid-to-mutual-fund-distributors_95950.html)

- iii. Customer on-boarding and relationship management process, servicing standards, enquiry / grievance handling mechanism.
- iv. Internal/external audit processes, their comments/observations as it relates to MF distribution business.
- v. Findings of ongoing review from a sample survey of investors.

Mutual funds/AMCs may implement additional measures as deemed appropriate to help achieve greater investor protection. At this stage, it is important to note here that the advice offered by mutual fund distributors is incidental to the business of fund distribution, and hence the distributors cannot project themselves as investment advisors or financial planners.<sup>55</sup>

### 6.8.3 Do mutual fund distributors advise their clients? (See Box 6.8.3)

#### **Box. 6.8.3 Do mutual fund distributors advise their clients**

SEBI Investor Adviser Regulations, 2013 exempt distributors of mutual funds from registration as investment advisers, so long as the distributor is providing any investment advice to one's clients incidental to the primary activity of distribution of funds.

At the same time, the due diligence process mentioned above also defines the customer relationships or transactions only in two ways, viz. advisory, or execution only. In both cases, however, the common thing for the mutual fund distributor is to see whether the product is suitable for the client or not. No third categorization of customer relationships or transactions is allowed. The distributor must perform an analysis of suitability.

Ensuring suitability is also a part of the SEBI (Prohibition of Fraudulent and Unfair Trade Practices relating to securities market) 2003. This amendment to the regulation included mis selling in units of a mutual fund scheme within the ambit of the mis-selling regulation. The regulation defines mis-selling in units of mutual fund schemes as any of the below:

1. Making a false or misleading statement, or
2. Concealing or omitting material facts of the scheme, or
3. Concealing the associated risk factors of the scheme, or
4. Not taking reasonable care to ensure the suitability of the scheme to the buyer.

A look at the above provisions would help one understand the role of a mutual fund distributor. If a mutual fund distributor does not take care of the above, one would be considered to be involved in mis-selling activities.

<sup>55</sup>Please refer to the AMFI guidance on MFD: [https://www.amfiindia.com/distributor-corner/importantinformation\\_distributors](https://www.amfiindia.com/distributor-corner/importantinformation_distributors)

## 6.9 Nomination facilities to Agents/Distributors and Payment of Commission to Nominee

The livelihood of a large number of mutual fund distributors (self-employed individuals) depends on the commission income primarily the trail commission. The mutual fund distributor builds his long-term source of income by bringing-in business. In case of the death of a mutual fund distributor (MFD), there would be a loss of income for his/her family. Therefore, to provide protection against loss of income to the mutual fund distributor's family, AMFI has advised its members (AMCs) to offer nomination facility to the AMFI registered mutual fund distributors, as a uniform practice across the industry to enable the nominee to receive a commission. Therefore, the AMCs provide nomination facility to the mutual fund distributors at the time of empanelment.

Accordingly, commissions are paid to the nominees or legal heirs (where no nominee is registered) of the deceased MFDs. The AMCs may require the legal heirs to produce necessary documents evidencing legal heirship/succession where nomination is not registered. Such commission shall be payable until such time the ARN code of the deceased agent/distributor is not changed by the investor. However, no new business is permitted under the ARN code of the deceased MFD. In addition, no new systematic transactions or changes to existing systematic transactions can be registered under the ARN code of the deceased MF.

However, the distributors are encouraged to provide nominations to reduce the unnecessary hurdles, which the legal heirs of a deceased distributor may face in obtaining legal heir certificate/succession certificate etc. Wherever the nominees are registered, the payment of commission can be made to the registered nominees, without the requirement of legal heir certificate, succession certificate etc. on submission of necessary documents such as death certificate.

- A nominee/legal heir need not be an ARN holder to claim and receive the commission.
- Commission can be paid to the nominee/legal heir only for those assets, which were procured by the deceased MFD during the validity of his ARN prior to his/her demise. ARN of the deceased agent/distributor should be valid on the date of demise of ARN holder and commission payment/ ARN should not have been suspended by AMFI, for whatsoever reason, at the time of the demise of ARN holder. The future expiry of the ARN of the deceased agent/distributor post his demise is not taken into account for continued payment of upfront and trail commission to the nominee/legal heir. Commission can be paid to the nominee until AUM under the ARN of the deceased ARN holder becomes nil<sup>56</sup>.
- The nominee shall receive the commissions only as trustee for the legal heirs of the

---

<sup>56</sup>As per the prevailing regulatory guidelines, distributors are eligible only for Trail commission, the upfront commission or transaction charges have been discontinued: [https://www.sebi.gov.in/legal/circulars/aug-2025/transaction-charges-paid-to-mutual-fund-distributors\\_95950.html](https://www.sebi.gov.in/legal/circulars/aug-2025/transaction-charges-paid-to-mutual-fund-distributors_95950.html)

deceased MFD.

- Nominees or legal heirs are not allowed to transfer the assets to his/her account unless a specific request is received from the investors in this regard. In case a specific request is received from the investor, the assets can be transferred provided the nominee or legal heir is a valid ARN Holder.

Nominee/legal heir of the ARN holder are required to intimate AMFI about demise of ARN holder along with a true copy of death certificate duly attested by Gazette Officer. On receipt of such intimation, AMFI will intimate all AMCs about the demise of the ARN holder. However, this is not applicable for Overseas Distributors.

For being eligible for transfer of AUM of the of the deceased mutual fund distributor -

- (a) ARN of the deceased agent / distributor should have been valid on the date of demise of the distributor and his/her commission payment/ ARN should not have been suspended for any reason whatsoever, at the time of his/her demise.
- (b) The Nominee/ legal heir should have a valid ARN as on the date of request for transfer of AUM and should be KYD compliant. and should have submitted his/her annual declaration(s) of self-certification (where applicable) due as on the date of request for transfer of AUM. Also, his/her ARN should not have been suspended by AMFI for any reason whatsoever.

Only those assets, which were procured by the deceased Agent / Distributor prior to his/her, demise and during the validity of his/her ARN, can be transferred to the ARN of the nominee/ legal heir.

## **6.10 Change of distributor**

While the trail commission is payable to the distributor for mobilisation of money from the investors, the other purpose of the same is also to ensure that the investor continues to receive regular updates and various services from the distributor. The distributor also keeps getting compensation for such efforts. However, the mutual fund industry allows the investor to change the distributor, without specifying any reason.

In order to remove any possibility of any wrongdoing, e.g., inducing or forcing the investor to request a change of distributor code in the folio, the industry has taken a decision. In case of a change of distributor code in a folio, no commission would be payable to any distributor, neither the old one nor the new one.

Investors can choose to change their distributor or go direct. This needs to be done through a written request by the investor. In such cases, AMCs will need to comply, without insisting on any kind of 'No Objection Certificate' from the existing distributor. In such a case, the commission would not be payable to either of the distributors– the old or the new. Such

provisions ensure two things simultaneously. While the investor reserves the right to change the distributor, a distributor is discouraged to lure a client to change the code. At the same time, if a distributor has opted for voluntary cessation of business, the investor should not be left in the lurch. Hence, if the change of distributor code is initiated by the investor on account of voluntary cessation of business by the distributor, the new distributor would get the trail commission **as per the guidelines specified by SEBI/AMFI from time to time.**

A distributor can initiate a change in the distributor code in the folios of one's clients on account of any of the following:

- i. Change in the name/legal status of the distributor (such as an individual MF distributor converting his MF distribution business to a partnership firm, a partnership firm converting itself into Limited Liability Partnership (LLP), a private limited company converting itself into a public limited company or vice versa;
- ii. Merger/acquisition/consolidation/transfer of business/new code acquired within the same group in case of non-individual distributors;
- iii. Transfer of AUM consolidation initiative within the same family/close relatives in case of individual distributors; and
- iv. Transfer of business by individual distributors

In no other circumstances, such a change would be allowed.

At the same time, the transfer of AUM can happen only if the entire AUM is getting transferred from the existing distributor, and only in the name of a valid ARN holder, who is KYD compliant. The old ARN has to be surrendered and no further business can be done under that ARN, once the AUM transfer is complete. AMFI has prescribed a detailed procedure for effecting such a change.

**Chapter 6-Sample questions:**

- 1. Only individuals are allowed to distribute mutual funds in India. State whether True or False.**
  - a. True
  - b. False**
  
- 2. Mutual Fund Distributors Certification Examination offered by \_\_\_ is required for becoming a mutual fund distributor.**
  - a. Securities and Exchange Board of India
  - b. National Institute of Securities Markets**
  - c. Association of Mutual Funds in India
  - d. National Skills Development Corporation
  
- 3. Mutual fund distributors earn no commission when the investor chooses to invest in “direct” plans. State whether True or False.**
  - a. True**
  - b. False

## CHAPTER 7: NET ASSET VALUE, TOTAL EXPENSE RATIO AND PRICING OF UNITS

### Learning Objectives:

After studying this chapter, you should learn about:

- Fair Valuation Principles and relevance for investors
- Computation of Net Assets of mutual fund scheme
- Dividends & Distributable Reserves
- Concept of Entry and Exit Load and its impact on NAV
- Key accounting and reporting requirements applicable to mutual funds
- NAV, Total expense ratio and pricing of units for the Segregated Portfolio

### 7.1 Fair Valuation Principles

An investor in a mutual fund scheme is the beneficial owner of the units one has bought. Expand this further, and it means that the ownership of the mutual fund scheme is collectively in the hands of all the investors at any point in time. At the same time, the investors can sell their units and new investors can buy. Thus, periodically, the ownership could also change. In such a case, it becomes very important that any investor in the scheme gets a fair price for one's investments.

In order to ensure such fair treatment to all investors, SEBI has laid down certain fair valuation principles.

The asset management companies are required to compute and carry out a valuation of investments made by its scheme(s) in accordance with the investment valuation norms specified in the Eighth Schedule of SEBI (Mutual Funds) Regulations, 1996. The primary objective behind the introduction of these principles was to ensure fair treatment to all investors including existing investors as well as investors seeking to purchase or redeem units of mutual funds in all schemes at all points of time. At the same time, the valuation principles also address the mispricing risk and reduce the vulnerability of short-term debt-oriented schemes to redemption pressure.

The 10 principles as laid out by SEBI are as under:

#### Principle No.1:

The valuation of investments shall be based on the principles of fair valuation i.e., valuation shall be reflective of the realizable value of the securities/assets. The valuation shall be done in good faith and in true and fair manner through appropriate valuation policies and procedures.

**Principle No.2:**

The policies and procedures approved by the Board of the Asset Management Company shall identify the methodologies that will be used for valuing each type of securities/assets held by the mutual fund schemes. Investment in new type of securities/assets by the mutual fund scheme shall be made only after establishment of the valuation methodologies for such securities with the approval of the Board of the asset management company.

**Principle No.3:**

The assets held by the mutual funds shall be consistently valued according to the policies and procedures. The policies and procedures shall describe the process to deal with exceptional events where market quotations are no longer reliable for a particular security.

**Principle No.4:**

The asset management company shall provide for the periodic review of the valuation policies and procedures to ensure the appropriateness and accuracy of the methodologies used and its effective implementation in valuing the securities/assets. The Board of Trustee and the Board of asset management company shall be updated of these developments at appropriate intervals. The valuation policies and procedures shall be regularly reviewed (at least once in a Financial Year) by an independent auditor to seek to ensure their continued appropriateness.

**Principle No.5:**

The valuation policies and procedures approved by the Board of asset management company should seek to address conflict of interest.

**Principle No.6:**

Disclosure of the valuation policy and procedures (with regard to valuation of each category of securities/assets where the scheme will invest, situation where these methods will be used, process and methodology and impact of implementation of these methods, if any) approved by the Board of the asset management company shall be made in Statement of Additional Information, on the website of the asset management company/mutual fund and at any other place where the Board may specify to ensure transparency of valuation norms to be adopted by asset management company.

**Principle No.7:**

The responsibility of true and fairness of valuation and correct NAV shall be of the asset management company, irrespective of disclosure of the approved valuation policies and procedures i.e., if the established policies and procedures of valuation do not result in fair/appropriate valuation, the asset management company shall deviate from the established

policies and procedures in order to value the assets/ securities at fair value provided that:

any deviation from the disclosed valuation policy and procedures may be allowed with appropriate reporting to Board of Trustees and the Board of the asset management company and appropriate disclosures to investors.

**Principle No.8:**

The asset management company shall have policies and procedures to detect and prevent incorrect valuation.

**Principle No.9:**

Documentation of rationale for valuation including inter scheme transfers shall be maintained and preserved by the asset management company as per Regulation 50 of SEBI (Mutual Fund) Regulations, 1996 to enable audit trail.

**Principle No.10:**

In order to have fairness in the valuation of debt and money market securities, the asset management company shall take in to consideration prices of trades of same security or similar security reported at all available public platform.

In addition to the above, a mutual fund may value its investments according to the Valuation Guidelines notified by SEBI. In case of any conflict between the Principles of Fair Valuation and Valuation Guidelines, the Principles of Fair Valuation detailed above shall prevail.

**Valuation**

A mutual fund scheme invests the investors' money in a portfolio of securities created and managed based on the investment objective and strategy of the scheme. The investments include securities, money market instruments, privately placed debentures, securitised debt instruments, gold and gold related instruments, real estate assets and infrastructure debt instruments and assets. The NAV of the scheme will depend upon the value of this portfolio, which in turn, depends upon the value of the securities held in it. The valuation of these securities to determine the net asset value has to be done in accordance with the valuation guidelines laid down by SEBI and AMFI. This includes the following guidelines:

1. Traded Securities other than money market and debt securities:
  - a. The securities shall be valued at the last quoted closing price on the stock exchange.
  - b. When the securities are traded on more than one recognised stock exchange, the securities shall be valued at the last quoted closing price on the stock exchange where the security is principally traded. It would be left to the asset management company to select the appropriate stock exchange, but the reasons for the selection

should be recorded in writing. There should, however, be no objection for all scrips being valued at the prices quoted on the stock exchange where a majority in value of the investments are principally traded.

- c. Once a stock exchange has been selected for valuation of a particular security, the asset management company shall record reasons for the change of the exchange in writing.
- d. When on a particular valuation day, security has not been traded on the selected stock exchange, the value at which it is traded on another stock exchange may be used.
- e. When a security is not traded on any stock exchange on a particular valuation day, the value at which it was traded on the selected stock exchange or any other stock exchange, as the case may be, on the earliest previous day may be used provided such date is not more than thirty days prior to the valuation date.

Non-traded Securities' other than money market and debt securities):

- f. When a security is not traded on any stock exchange for a period of thirty days prior to the valuation date, the scrip must be treated as a 'non-traded' scrip.
- g. Non-traded securities shall be valued "in-good faith" by the asset management company on the basis of appropriate valuation methods based on the principles approved by the Board of the asset management company. Such decision of the Board must be documented in the Board minutes and the supporting data in respect of each security so valued must be preserved. The methods used to arrive at values "in-good faith" shall be periodically reviewed by the trustees and reported upon by the auditors as "fair and reasonable" in their report on the annual accounts of the fund. For the purpose of valuation of non-traded securities<sup>57</sup>, the following principles should be adopted: —
  - i. equity instruments shall generally be valued on the basis of capitalization of earnings solely or in combination with the net asset value, using for the purposes of capitalization, the price or earnings ratios of comparable traded securities and with an appropriate discount for lower liquidity;
  - ii. in respect of convertible debentures and bonds, the non-convertible and convertible components shall be valued separately. The non-convertible component should be valued on the same basis as would be applicable to a debt instrument. The convertible component should be valued on the same basis as would be applicable to an equity instrument. If, after conversion, the resultant equity instrument would be traded *Pari passu* with an existing instrument which

---

<sup>57</sup> As per Clause 'm' of Ninth Schedule of SEBI (Mutual Fund) Regulations (1996), in the case of real estate mutual funds schemes, investments in unlisted equity shares shall be valued as per the norms specified by the Board in this regard.

is traded, the value of the latter instrument can be adopted after an appropriate discount of the non-tradability of the instrument during the period preceding the conversion while valuing such instruments, the fact whether the conversion is optional should also be factored in;

- iii. in respect of warrants to subscribe for shares attached to instruments, the warrants can be valued at the value of the share which would be obtained on the exercise of the warrant as reduced by the amount which would be payable on exercise of the warrant. A discount similar to the discount to be determined in respect of convertible debentures [as referred to above] must be deducted to account for the period which must elapse before the warrant can be exercised;
2. Value of Gold: the gold held by a gold exchange traded fund scheme shall be valued at the AM fixing price of London Bullion Market Association (LBMA) in US dollars per troy ounce for gold having a fineness of 995.0 parts per thousand, subject to the conditions mentioned in valuation guidelines issued by SEBI in SEBI (MF Regulations), 1996.
  3. Value of Silver: The silver held by a silver exchange traded fund scheme shall be valued at the AM fixing price of London Bullion Market Association (LBMA) in US dollars per troy ounce for silver having a fineness of 999.0 parts per thousand subject to the conditions mentioned in valuation guidelines issued by SEBI in SEBI (MF Regulations), 1996.

## **7.2 Computation of Net Assets of Mutual Fund Scheme and NAV**

### **7.2.1 Net Assets of Scheme**

Let us understand the concept with a simple example.

Investors have bought 20 crore units of a mutual fund scheme at Rs. 10 each. The scheme has thus mobilized 20 crore units X Rs. 10 per unit i.e., Rs 200 crore.

An amount of Rs. 140 crores, invested in equities, has appreciated by 10 percent.

The balance amount of Rs 60 crore, mobilized from investors, was placed in bank deposits and money market instruments.

Interest and dividend received by the scheme is Rs 8 crore, scheme expenses paid is Rs 4 crore, while a further expense of Rs 1 crore is payable.

If the above details are to be captured in a listing of assets and liabilities of the scheme, it would read as follows:

Particulars	Amount (Rs. crore)
<b>Liabilities</b>	
Unit Capital (20 crore units of Rs 10 each)	200
Profits {Rs 8 crore (interest and dividend received) minus Rs 4 crore (expenses paid) minus Rs 1 crore (expenses payable)}	3
Capital Appreciation on Investments held (10 percent of Rs 140 crore)	14
<b>Unit-holders' Funds in the Scheme</b>	<b>217</b>
Expenses payable	1
<b>Scheme Liabilities</b>	<b>218</b>
<b>Assets</b>	
Market value of Investments (Rs 140 crore + 10 percent)	154
Bank Deposits and money market instruments {Rs 60 crore (original) plus Rs 8 crore (interest and dividend received) minus Rs 4 crore (expenses paid)}	64
<b>Scheme Assets</b>	<b>218</b>

The unitholders' funds in the scheme are commonly referred to as "net assets". The assets of the scheme are the investments held by it. This along with the accrued income that includes dividend or interest due on securities held in the portfolio but not yet received, and receivables, such as the amount due on shares sold, constitute the total assets. The scheme may have some short-term liabilities and accrued expenses. The current liabilities include payables for securities bought and borrowings for a period not exceeding six months to meet liquidity needs.

As is evident from the table:

- Net assets include the amount originally invested, the profits booked in the scheme, as well as the appreciation in the investment portfolio.
- Net assets increase when the market prices of securities held in the portfolio increase, even if the investments have not been sold and profits realized.
- A scheme cannot show better profits by delaying payments. While calculating profits, all the expenses that relate to a period need to be considered, irrespective of whether or not the expense has been paid. In accounting language, this is called the accrual principle.
- Similarly, any income that relates to the period will boost profits, irrespective of whether or not it has been actually received in the bank account. This again is in line with the accrual principle.

### 7.2.2 Net Asset Value

In the market, when people talk of NAV, they refer to the value of each unit of the scheme.

This is equivalent to:

Unit-holders' Funds in the Scheme (Net Assets) ÷ No. of outstanding Units

In the above example, it can be calculated as:

Rs 217 crore ÷ 20 crore

i.e., Rs 10.85 per unit.

An alternate formula for calculating NAV is:

(Total Assets minus Liabilities other than to Unitholders) ÷ No. of outstanding Units

i.e., (Rs 218 crore – Rs 1 crore) ÷ 20 crore

i.e., Rs 10.85 per unit.

From the above, it follows that:

- a. Higher the interest, dividend and capital gains earned by the scheme, higher would be the NAV.
- b. Higher the appreciation in the investment portfolio, higher would be the NAV.
- c. Lower the expenses, higher would be the NAV.

The summation of these three parameters gave us the *profitability metric* as being equal to:

(A)+ Interest income

(B) + Dividend income

(C) + Realized capital gains

(D) + Valuation gains

(E) – Realized capital losses

(F) – Valuation losses

(G) – Scheme expenses

**Example 1: Calculate the NAV given the following information:**

- Value of stocks: Rs. 150 crores
- Value of bonds: Rs. 67 crores
- Value of money market instruments: Rs. 2.36 crore
- Dividend accrued but not received: Rs. 1.09 crore
- Interest accrued but not received: Rs. 2.68 crore
- Fees payable: Rs. 0.36 crore
- No. of outstanding units: 1.90 crore

NAV = (Value of stocks + Value of bonds + Value of money market instruments + Dividend accrued but not received + Interest accrued but not received – Fees payable) / No. of outstanding units

$$\text{NAV} = (150 + 67 + 2.36 + 1.09 + 2.68 - 0.36) / 1.90 = 222.77 / 1.90 = \text{Rs. } 117.25$$

**Example 2: Calculate the NAV given the following information:**

- Value of stocks: Rs. 230 crores
- Value of money market instruments: Rs. 5 crores
- Dividend accrued but not received: Rs. 2.39 crore
- Amount payable on purchase of shares: Rs. 7.5 crore
- Amount receivable on sale of shares: Rs. 2.34 crore
- Fees payable: Rs. 0.41 crore
- No. of outstanding units: 2.65 crore

$\text{NAV} = (\text{Current value of investments held} + \text{Income accrued} + \text{Current assets} - \text{Current liabilities} - \text{Accrued expenses}) / \text{No. of outstanding units}$

Income accrued is the dividend declared but not received. Expenses accrued include fees payable.

The NAV is calculated as:

$$\text{NAV} = (230 + 5 + 2.39 + 2.34 - 7.5 - 0.41) / 2.65 = 231.82 / 2.65 = \text{Rs. } 87.48$$

### 7.2.3 Mark to Market

The process of valuing each security in the investment portfolio of the scheme at its current market value is called '*mark to market*' i.e., marking the securities to their market value. Why is this done?

The NAV is meant to reflect the true worth of each unit of the scheme because investors buy or sell units on the basis of the information contained in the NAV. If investments are not marked to market, then the investment portfolio will end up being valued at the cost at which each security was bought. Valuing shares of a company at their acquisition cost, say Rs.15, is meaningless if those shares have appreciated to, say Rs. 50. If the scheme were to sell the shares at the time, it would recover Rs. 50 and not Rs. 15. When the NAV captures the movement of the share from Rs.15 to Rs. 50, then it is meaningful for the investors.

What happens if the portfolio was not marked to market and investors are issued units post the NFO also at the face value of the unit?

Consider the following example:

Unit Capital	Rs. 1,00,000
Face Value per unit	Rs. 10
No. of units issued (Unit Capital / Face Value per unit)	10,000 units (Rs. 1,00,000/ Rs. 10 per unit)
Net Asset of the scheme	Rs. 1,50,000

Net Asset Value (Net Asset of the scheme/ No. of units issued)	Rs. 15 (Rs. 1,50,000/ 10,000)
--	-------------------------------

### **CASE 1**

Assume an investor buys 100 units when the NAV is Rs. 15 and the units are issued to him at the face value of Rs. 10. Post the purchase, the schemes numbers will be as follows:

Particulars	Value	Calculation
Unit Capital	Rs. 101000	Rs. {100000 + (100 * 10)}
No. of outstanding units	10100 units	(10000 + 100) units <b>OR</b> (Rs. 101000 / Rs. 10 per unit)
Net Assets	Rs. 151000	Rs. {150000 + (100 * 10)}
Net Asset Value (NAV)	<b>Rs. 14.95</b>	Rs. (151000 / 10100)

### **CASE 2**

Assume an investor redeems 100 units when the NAV is Rs. 15 and the units are redeemed at the face value of Rs. 10. Post the redemption the schemes numbers will look as follows:

Particulars	Value	Calculation
Unit Capital	Rs. 99000	Rs. {100000 – (100 * 10)}
No. of outstanding units	9900 units	(10000 – 100) units <b>OR</b> (Rs. 99000 / Rs. 10 per unit)
Net Asset	Rs. 149000	Rs. {150000 – (100 * 10)}
Net Asset Value	<b>Rs. 15.05</b>	Rs. (149000 / 9900)

Issuing fresh units at a price lower than the NAV will result in the post issue NAV coming down for all investors (Case 1). Redeeming units at price lower than the NAV will increase the NAV for the remaining investors (Case 2).

Thus, marking to market helps investors buy and sell units of a scheme at fair prices, which are determined based on transparently calculated and freely shared information on NAV. Such mark-to-market based NAV also helps in assessing the performance of the scheme/fund manager.

## **7.2.4 Total Expenses in Mutual Fund Scheme**

### ***Types of Expenses***

All types of expenses incurred by the Asset Management Company have to be clearly identified and appropriated for all mutual fund schemes.

**Investment and Advisory Fees** are charged to the scheme by the AMC. The details of such fees are fully disclosed in the Scheme Information Document.

### **Recurring Expenses**

In addition to the investment and advisory fee, the AMC may charge the mutual fund scheme

with recurring expenses including:

- marketing and selling expenses including agents' commission, if any
- brokerage and transaction cost
- registrar services for transfer of units sold or redeemed
- fees and expenses of trustees
- audit fees
- custodian fees
- costs related to investor communication
- costs of fund transfer from location to location
- costs of providing account statements and dividend/redemption cheques and warrants
- insurance premium paid by the fund
- winding up costs for terminating a fund or a scheme
- costs of statutory advertisements
- in case of a gold exchange-traded fund scheme, recurring expenses incurred towards storage and handling of gold
- in case of a silver exchange-traded fund scheme, recurring expenses incurred towards storage and handling of silver
- in case of a capital-oriented scheme, rating fees
- in case of a real estate mutual fund scheme, insurance premia and costs of maintenance of the real estate assets (excluding costs of development of such assets) over and above the expenses specified in Regulation 52 of SEBI (Mutual Fund) Regulations, 1996 to the extent disclosed in the scheme documents.
- listing fees, in case of schemes listed on a recognised stock exchange
- in case of schemes investing in exchange-traded commodity derivatives, recurring expenses incurred towards storage and handling of the underlying goods, due to physical settlement of such contracts.

Any expense other than the investment advisory fee and recurring expenses shall be borne by the asset management company or trustee or sponsors.<sup>58</sup>

- In case of a scheme other than an index fund scheme or an exchange traded fund, where, as per the scheme information document, the scheme will invest a minimum of sixty-five per cent of its net assets in equity and equity related instruments, the scheme will be considered as equity-oriented scheme for the purpose of limits of total expense ratio as specified in the SEBI Mutual Fund Regulations, 1996.
- The total expense ratio of the scheme excluding issue or redemption expenses, whether initially borne by the mutual fund or by the asset management company, but including the investment management and advisory fee shall be subject to the

---

<sup>58</sup> This will be discontinued from April 01, 2023. [https://www.sebi.gov.in/legal/circulars/feb-2022/circular-on-guidelines-on-accounting-with-respect-to-indian-accounting-standards-ind-as-\\_55919.html](https://www.sebi.gov.in/legal/circulars/feb-2022/circular-on-guidelines-on-accounting-with-respect-to-indian-accounting-standards-ind-as-_55919.html)

following limits:

(a) in case of fund of funds scheme

- Investing in liquid schemes, index fund scheme and exchange traded funds; the total expense ratio of the scheme including weighted average of the total expense ratio levied by the underlying scheme(s) shall not exceed 1.00 per cent of the daily net assets of the scheme.
- Investing a minimum of sixty-five per cent of assets under management in equity-oriented schemes as per scheme information document, the total expense ratio of the scheme including weighted average of the total expense ratio levied by the underlying scheme(s) shall not exceed 2.25 percent of the daily net assets of the scheme.
- Investing in schemes other than as specified above, the total expense ratio of the scheme including weighted average of the total expense ratio levied by the underlying scheme(s) should not exceed 2 per cent of the daily net assets of the scheme.

If the total expense ratio to be charged over and above the weighted average of the total expense ratio of the underlying scheme shall not exceed two times the weighted average of the total expense ratio levied by the underlying scheme(s), subject to the overall ceilings as stated above.

(b) In case of an index fund scheme or exchange traded fund, the total expense ratio of the scheme including the investment and advisory fees shall not exceed 1.00 per cent of the daily net assets.

(c) In case of open-ended schemes other than as specified for fund-of-fund and index fundschemes, the total expense ratio of the scheme shall not exceed the following limits:

<b>Assets under Management Slab (Rs. Crore)</b>	<b>Total Expense Ratio limits for Equity oriented schemes (In percent)</b>	<b>Total Expense Ratio limits for other than equity-oriented schemes (In percent)</b>
On the first Rs. 500 crores of the daily net assets	2.25	2.00
On the next Rs 250 crore of the daily net assets	2.00	1.75
On the next Rs 1,250 crore of the daily net assets	1.75	1.50
On the next Rs 3,000 crore of the daily net assets	1.60	1.35

On the next Rs 5,000 crore of the daily net assets	1.50	1.25
On the next Rs.40,000 crores of the daily net assets	Total expense ratio reduction of 0.05 percent for every increase of Rs.5,000 crores of daily net assets or part thereof.	
On the balance of assets	1.05	0.80

(d) in case of close ended and interval schemes,

(i) The total expense ratio of equity-oriented scheme(s) shall not exceed 1.25 percent of the daily net assets of the scheme.

(ii) The total expense ratio of close ended and interval scheme(s) other than schemes specified in clause d (i) above shall not exceed 1.00 per cent of the daily net assets of the scheme.

In addition to the above-mentioned limits, the following expenses may be charged to the scheme:

- i. **Brokerage and transaction cost** which are incurred for the purpose of execution of trade up to 0.12 percent of trade value in case of cash market transactions and 0.05 percent of trade value in case of derivatives transactions.
- ii. If the **new inflows from beyond top 30 cities** are at least
  - 30 percent of gross new inflows in the scheme or
  - 15 percent of the average assets under management (year to date) of the scheme, whichever is higher, funds can charge the additional expense of up to 0.30 percent of the daily net assets of the scheme.<sup>59</sup>

In case inflows from beyond the top 30 cities is less than the higher of (a) or (b) above, the additional total expense on daily net assets of the scheme shall be charged as follows:

$$\frac{\text{Daily net assets} \times 30 \text{ basis points} \times \text{new inflows from beyond top 30 cities}}{365^* \times \text{Higher of (a) or (b) above}}$$

\* 366, where applicable

The additional TER on account of inflows from beyond the top 30 cities so charged shall be credited back to the scheme in case the said inflows are redeemed within a period of 1 year from the date of investment. The additional expenses incurred towards different heads i.e., (a) investment and advisory fee and (b) recurring

<sup>59</sup> Top 30 cities based on Association of Mutual Funds in India (AMFI) data on 'AUM by Geography – Consolidated Data for Mutual Fund Industry' as at the end of the previous financial year.

expenses must be utilised for distribution expenses incurred for bringing inflows from such cities.

- iii. Mutual funds are also allowed to charge any additional expenses, incurred under the various heads of permitted recurring expenses and investment and advisory fees, not exceeding 0.05 percent of daily net assets of the scheme or as specified by SEBI. However, the schemes wherein exit load is not levied/not applicable, the above-mentioned additional expenses shall not be charged to the schemes.

Expenditure in excess of the said prescribed total expense ratio limit has to be borne by the AMC.<sup>60</sup>

AMCs need to prominently disclose on a daily basis, the TER (scheme wise, date wise) of all schemes under a separate head – “Total Expense Ratio of Mutual Fund Schemes” on their website and on the website of AMFI in downloadable spreadsheet format.

### 7.2.5 Valuation of perpetual bonds

Mutual funds invest in different types of debt instruments. Some of them have features that are subordinate to equity that means that they absorb losses before equity. Many others are convertible to equity if a specific event is triggered and there has to be absorption of losses. Additional Tier 1 and Tier 2 bonds that are issued by banks and are perpetual in nature fall under this category. These are also popularly known as AT 1 or AT 2 bonds. SEBI has imposed limits on the exposure that a fund can take to these bonds.

No mutual fund shall own more than 10% of such types of bonds issued by a single issuer. In addition, a mutual fund scheme shall not invest more than 10% of its assets into such instruments. The scheme should also not invest more than 5% of its assets in such instruments of a single investor. These limits have to be within the overall limits of an issuer that are specified in the prudential guidelines issued by SEBI.

The investments of mutual funds schemes that are already in excess of this limit would be grandfathered and there would not be any further investment permitted into such instruments. In addition, the valuation of such bonds has also been proposed by SEBI.

Time Period	Deemed residual maturity of AT 1 bonds (years)	Deemed residual maturity of AT 2 bonds
Till March 31, 2022	10	10 years or contractual maturity whichever is earlier
April 1, 2022 to September 30, 2022	20	Contractual maturity
October 1, 2022 to March 31, 2023	30	Contractual maturity

<sup>60</sup> This provision will become ineffective from April 01, 2023 as per the circular; <https://www.sebi.gov.in/legal/circulars/feb-2022/circular-on-guidelines-on-accounting-with-respect-to-indian-accounting-standards-ind-as-55919.html>  
[https://www.sebi.gov.in/legal/circulars/nov-2012/amendments-to-sebi-mutual-funds-regulations-1996\\_23808.html](https://www.sebi.gov.in/legal/circulars/nov-2012/amendments-to-sebi-mutual-funds-regulations-1996_23808.html)

April 1, 2023 onwards	100	Contractual maturity
-----------------------	-----	----------------------

Close ended debt schemes can invest only in instruments that mature before the end date of the scheme. Due to this reason, these types of funds cannot invest in perpetual bonds where for the purpose of valuation it is considered that the maturity date is 100 years from the date of issuance.

In order to provide for a glide path towards the final valuation, it has been decided that there would be a phased movement towards the 100-year maturity date valuation. It would be as under;

Macaulay Duration for the bonds would be calculated based on the deemed residual maturity as per the table above.

In addition, if on the call date the issuer does not exercise the call option then the valuation and the Macaulay Duration would be calculated considering the date of maturity as 100 years from the date of issue for AT 1 bonds and contractual maturity for AT 2 bonds. Also, if the non-exercise of the call is due to the financial stress of the issuer or there is some bad news then this has to be reflected in the valuation.

Moreover, in order to align the valuation methodology, SEBI has decided that the valuation of AT-1 Bonds by Mutual Funds shall be done on Yield to Call basis.<sup>61</sup>

### 7.3 Dividends & Distributable Reserves

As seen earlier, in the calculation of net assets, investments are taken at their market value. This is done, to ensure that sale and re-purchase transactions are effected at the true worth of the unit, including the gains on the investment portfolio.

Similarly, it was seen that income and expense are accounted on the basis of the accrual principle. Therefore, even though they may not have been received or paid, they are accrued as income or expense, if they relate to a period until the accounting date.

Unlike accrued income (which is receivable - it is only a question of time) and accrued expense (which is payable - it is only a question of time), valuation gains in the scheme's portfolio may never get translated into real gains - it is NOT just a question of time. The securities need to be sold, for the scheme to be sure about the capital gains i.e., the capital gains need to be *realized*.

Since the investments in the portfolio are not yet sold, the gains in them are on paper - they are not *realised*. They will be realized when those investments are sold.

SEBI guidelines stipulate those dividends can be paid out of *distributable reserves*. In the calculation of distributable reserves:

<sup>61</sup> [https://www.sebi.gov.in/legal/circulars/aug-2024/valuation-of-additional-tier-1-bonds\\_85470.html](https://www.sebi.gov.in/legal/circulars/aug-2024/valuation-of-additional-tier-1-bonds_85470.html)

- All the profits earned (based on the accrual of income and expenses as detailed above) are treated as available for distribution.
- Valuation gains are ignored. But valuation losses need to be adjusted against the profits.
- That portion of the sale price on new units, which is attributable to valuation gains, is not available as a distributable reserve.

This conservative approach to calculating distributable reserves ensures that dividend is paid out of real and realized profits, after providing for all possible losses.

The trustees shall decide the quantum of dividend and the record date. With respect to dividends up to monthly frequency the trustees can delegate to the officials of the AMC to declare and fix the record date as well as the quantum of dividend. This would have to be ratified by the trustees in the immediately following Board meeting. The record date is the date used as a cut-off to determine the eligibility to receive the dividend by investors based on the register of unitholders. The NAV will be adjusted at the end of the record date to reflect the payout of the dividend. Within one day of the trustees' decision, the AMC shall issue a public communication giving the details of the dividend including the record date. The record date shall be five calendar days from the issue of the notice by the AMC. The public notice should clearly state that the NAV will decline pursuant to the Pay-out of Income Distribution cum capital withdrawal plan and any statutory levy. Failure to pay dividend by the stipulated time will lead to interest being calculated on the delayed payment from the record date.

The need for notice is not necessary for schemes/plans such as liquid schemes or other debt schemes with dividend distribution frequency ranging from daily to monthly. The SID should have requisite disclosures in this regard. Listed schemes shall follow the requirements stipulated in the listing agreement for the purpose of declaring and distributing dividends.

There is no assurance or guarantee to Unitholders as to the rate or quantum of dividend distribution that it will be paid regularly.

A certain proportion of the sale price of investments in a mutual fund scheme represents realised gains that are credited to an equalisation reserve that can be used to pay dividends. Investors need to be told that their dividend also includes a certain part of their capital. The mutual funds also have to clearly indicate the distinction that when a distributable surplus is paid how much of this is the appreciation of NAV and how much is capital distribution.

#### **7.4 Concept of Entry and Exit Load and its impact on NAV**

A distinctive feature of open-ended schemes is the ongoing facility to acquire new units from the scheme (sale transaction) or sell units back to the scheme (re-purchase transaction).

In the past, schemes were permitted to keep the Sale Price higher than the NAV. The difference between the Sale Price and NAV was called the "entry load". If the NAV of a scheme was Rs 11.00 per unit, and it were to charge entry load of 1 percent, the Sale Price would be

Rs 11 + 1 percent on Rs 11 i.e., Rs 11.11. Since entry load is no longer permitted, the Sale Price is same as the NAV.

Schemes are permitted to keep the re-purchase Price lower than the NAV. The difference between the NAV and re-purchase Price is called the “exit load”. If the NAV of a scheme is Rs. per unit, and it were to charge exit load of 1 percent, the re-purchase Price would be Rs. 11 – 1 percent on Rs. 11 i.e., Rs. 10.89.

Schemes can also calibrate the load when investors offer their units for re-purchase. Investors would be incentivized to hold their units longer, by reducing the load as the unit holding period increased. For instance, load would be 4 percent if the investor were to exit in year 1, 3 percent if the investor were to exit in year 2, and so on.

Earlier, schemes had the flexibility to differentiate between different classes of investors within the same scheme, by charging them different levels of load. Further, all the money collected as loads were available for the AMC to bear various selling expenses. There were liberal limits on how much could be charged as loads.

However, the current position is that:

- SEBI has banned entry loads. So, the Sale Price needs to be the same as NAV (subject to applicable stamp duty, if any, as discussed in the next section).
- While charging exit loads, no distinction will be made among unitholders on the basis of the amount of subscription. While complying with the same, any imposition or enhancement in the load shall be applicable only on prospective investments. The parity among unitholders on exit load shall be made applicable at portfolio level.
- No exit load will be charged on bonus units and units allotted on reinvestment of dividend.
- Exit loads have to be credited back to the scheme immediately i.e., they are not available for the AMC to bear selling expenses.

Now that the schemes cannot have an entry load, the sale price would be equal to the scheme NAV. Say for example, if an investor invests Rs. 25,000 in a scheme with NAV of Rs. 43.21, she will get 578.570 units (i.e., Rs. 25000 / Rs. 43.21).

## 7.5 Key Accounting and Reporting Requirements

- The accounts of the schemes need to be maintained distinct from the accounts of the AMC. The auditor for the AMC has to be different from that of the schemes.
- Norms are prescribed on when interest, dividend, bonus issues, rights issues etc. should be reflected for in the accounts.
- NAV is to be calculated up to 4 decimal places in the case of index funds, liquid funds and other debt funds.

- NAV for equity and balanced funds is to be calculated up to at least 2 decimal places.
- Investors can hold their units even in a fraction of 1 unit. However, current stock exchange trading systems may restrict transacting on the exchange to whole units.
- The frequency of disclosures of NAV, Portfolio and Scheme accounts was discussed earlier.

## **7.6 NAV, Total expense ratio and pricing of units for the Segregated Portfolio<sup>62</sup>**

To ensure fair treatment to all investors in case of a credit event and to deal with liquidity risk, SEBI has permitted creation of segregated portfolio of debt and money market instruments by mutual funds schemes.

The key provision with respect to the NAV, TER and pricing of units are:

- AMC shall not charge investment and advisory fees on the segregated portfolio. However, TER (excluding the investment and advisory fees) can be charged, on a pro-rata basis only upon recovery of the investments in segregated portfolio.
- The Net Asset Value (NAV) of the segregated portfolio shall be declared on a daily basis. Adequate disclosure of the segregated portfolio shall appear in all scheme related documents, in monthly and half-yearly portfolio disclosures and in the annual report of the mutual fund and the scheme.

Segregated portfolio is discussed in details in Chapter 10.

---

<sup>62</sup>Vide SEBI circular dated December 28, 2018, 'credit event' was considered for creation of segregated portfolio in mutual fund schemes. Segregated portfolio shall mean a portfolio, comprising of debt or money market instrument affected by a credit event, that has been segregated in a mutual fund scheme. However, vide circular dated November 7, 2019, SEBI has permitted creation of segregated portfolio of unrated debt or money market instruments by mutual fund schemes of an issuer that does not have any outstanding rated debt or money market instruments. However, this is allowed only in case of an actual default of either the interest or principal amount.

## Chapter 7: Sample Questions

1. As per the fair valuation principles laid out by SEBI, it is mandatory to disclose the valuation policy in\_\_\_\_\_.
  - a. **Statement of Additional Information**
  - b. Statement of Accounts sent to investors periodically
  - c. Fund fact sheet
  - d. The fair valuation principles are not to be put in public
  
2. Investors have bought 20 crore units of a mutual fund scheme at Rs. 10 each. The scheme has thus mobilized 20 crore units X Rs. 10 per unit i.e., Rs 200 crore. An amount of Rs. 140 crore is invested in equities. The balance amount of Rs 60 crore, mobilized from investors, was placed in bank deposits. Interest and dividend receivable (accrued but yet not received) by the scheme is Rs 8 crore, scheme expenses payable (accrued but not paid yet) is Rs 4 crore. Calculate the scheme's NAV per unit.
  - a. Rs. 20.40
  - b. **Rs. 10.20**
  - c. Rs. 20.00
  - d. Rs. 10.00
  
3. What is the maximum Total Expense Ratio chargeable in case of index funds?
  - a. **1 percent of the daily net assets**
  - b. 1.5 percent of the daily net assets
  - c. It depends as the TER changes in line with the size of the scheme
  - d. Any amount that the AMC may deem appropriate
  
4. In case of mutual fund schemes, dividends can be paid only out of\_\_\_\_\_.
  - a. Premium reserve account
  - b. Unit capital
  - c. **Distributable surplus generated by the scheme**
  - d. Mark-to-market profits

## CHAPTER :8 TAXATION

### Learning Objectives:

After studying this chapter, you should know about:

- Applicability of taxes in respect of mutual funds
- Capital Gains
- Dividend Income
- Difference between dividend distribution tax and capital gains tax
- Setting off Gains and Losses under Income Tax Act
- Securities Transaction Tax
- Tax benefits under Section 80 C of Income Tax Act, 1961
- Tax Deducted at Source

When anyone considers making an investment, one of the objectives is to get some investment returns. However, such returns on investments or income from investments may be subject to tax. The investor would get the income after the payment of taxes. In such a case, it is important to understand the taxation associated with one's investments. This chapter covers taxation in respect of mutual funds. As discussed earlier, the mutual fund is an investment vehicle that invests in various investment options. Hence, a distributor of mutual funds must understand the tax applicable on the income of the mutual fund scheme, as well as the tax applicable on investments made by an investor in mutual fund schemes.

### 8.1 Applicability of taxes in respect of mutual funds

#### 8.1.1 Income from investment in mutual fund units

Investors must consider the effect of taxes on their investment returns. It is not how much you earn, but how much you keep after taxes that counts. As a mutual fund is a pass-through vehicle, we must consider the income at two levels– income earned by the fund, and income earned by the investor.

#### 8.1.2 Income earned by mutual fund schemes

The schemes of the mutual funds invest in marketable securities like shares and debentures. These securities generate income in the form of dividend or interest. Apart from this, when the fund buys and sells the shares and debentures in the securities market, there could be capital gains or losses. Interest, dividend and capital gains form the income of the mutual fund.

As per the prevailing tax laws in India, a mutual fund's income is exempt from income tax, since mutual funds are constituted as trusts in India for the benefits of the unitholders. Section 10(23)(D) of the Income Tax Act exempts all the income earned by the mutual fund

schemes from any tax.

### **8.1.3 Income earned by the investor from investment in mutual fund units**

We have already seen that the investor can choose from two options within the scheme, viz. (earlier called Dividend) Income Distribution cum Capital Withdrawal (IDCW) option and growth. The one who has opted for Income distribution cum capital withdrawal (dividend) may get income in form of dividends, whereas the investor in the growth plan would not get any dividend whatsoever, irrespective of the profits earned by the fund.

The investor in the growth plan would earn capital gains (or losses) whenever one sells the units of the scheme. On the other hand, the investor in the Income Distribution cum capital withdrawal (dividend) plan may get dividend, as and when declared by the fund, as well as capital gains (or losses) when one sells the units.

Both these may have different tax treatment in comparison to the income that one earns through salary or professional fees and other means. The tax structure is different for different types of investors, as well as for different categories of funds, too.

Let us look at the applicable tax rates in case of capital gains and dividends. The tax rates would vary as under:

- **Type of income:** The capital gains are taxed differently in comparison to the dividend income (IDCW).
- **Holding period:** Capital gains may be categorized as short term and long term based on the holding period. At the same time, within capital gains, short term capital gains may attract different tax rates in comparison to long term capital gains.
- **Type of mutual fund schemes:** Income from equity-oriented mutual fund schemes is taxed at different rates in comparison to non-equity-oriented schemes. The Income Tax Act defines two categories of mutual funds, viz., equity-oriented funds and non-equity-oriented funds. The schemes holding more than 65 percent of the assets under management in equity shares listed on recognised stock exchanges in India are classified as equity-oriented mutual fund schemes. All the other schemes are classified as non-equity-oriented schemes. For example, fund-of-funds investing in other equity mutual fund schemes, would be classified as non-equity-oriented schemes. Though the said scheme is eventually investing in equity assets (equity mutual funds), it is classified as a non-equity-oriented scheme for the purpose of income tax.
- **Type of investor:** The tax treatment may differ for Resident Indian Investors, NRIs, and non-individual investors. It must be noted that in case of joint holding, the income, be it capital gains or dividend, would be considered to have been earned by the first holder.

- **Date of purchase:** The union budget 2023 brought some changes in the taxation of capital gains. These changes were applicable from April 1, 2023 onwards. Investments made prior to that date, i.e., April 1, 2023 would enjoy the old tax structure.
- **Date of redemption:** Union budget for the year 2024-25 was presented in the parliament in July 2024 after the new government was formed basis the results of union elections 2024. To achieve the objective of simplification of taxes, this budget brought about many changes, primarily the tax on capital gains. The new tax rules became effective immediately. However, If the units are redeemed before July 23, 2024, the old tax rates would apply. The new tax rates would be applicable for units redeemed on or after July 23, 2024.

## 8.2 Capital Gains

When a unitholder sells units of the scheme, the selling price could be different from the price at which the units were bought. The difference between the purchase price of the units and the selling price of the units would be treated as capital gain (or loss). If the selling price is higher than the purchase price, there is an incidence of capital gain, whereas if the selling price is lower than the purchase price, there is a capital loss. The capital gains are subject to tax. Capital gains tax is classified depending on the period of holding and the type of funds invested in.

Capital gains are classified into two categories: short term capital gains and long-term capital gains. For classifying assets into long-term and short-term, there will only be two holding periods: 12 months and 24 months. The holding period for all listed securities as well as for units of equity-oriented funds is 12 months. The holding period for all other assets is 24 months.

The tax structure and rates on capital gains were further modified in the Union Budget presented in the Parliament in July 2024.<sup>63</sup>

Equity mutual funds were exempt from long term capital gains tax earlier. In the Union Budget of the year 2018, this was changed. The long term capital gains became taxable and the applicable tax rate is decided by the regulator from time to time. Relating to this, there are two important provisions that are discussed here:

1. **Grandfathering of capital gains:** Since the capital gains from equity assets were non-taxable till the announcement of the budget in 2018, an introduction of the tax would have meant that even the gains earned till then would also become taxable. This is equivalent to introducing tax with retrospective effect. In order to avoid such a situation, the finance minister introduced a clause, which came to be known as the “grandfathering of the capital

---

<sup>63</sup> Candidates shall read ‘Tax Regime Specific to Mutual Fund Investors in India’ at <https://www.amfiindia.com/investor-corner/knowledge-center/tax-corner.html>

gains". This meant that the capital gains earned till January 31, 2018 would not be taxable, which means that for all the equity mutual funds that one has invested in, the valuation as on January 31, 2018 becomes the base point. Gains would be calculated for the purpose of tax by taking the higher of the purchase price or the NAV as on January 31, 2018. The grandfathering benefit was offered in order to ensure that the effect of the tax is only on a prospective basis and not retrospective.

- a. The long-term capital appreciation in the various investments in equity-oriented mutual funds was exempt from tax, as per the prevailing laws until the above change. If the appreciation prior to such an announcement was also subject to tax, it would tantamount to retrospective taxation.
- b. What this means is that if someone had invested Rs. 1,00,000 in an equity-oriented mutual fund scheme in 2017 (or any such period prior to the grandfathering date of January 31, 2018) and the value of the investments as on January 31, 2018 was Rs. 2,00,000.

Scenario: 1

If the investor sells the investments completely and realises a value of Rs. 1,80,000 on February 9, 2018 then the long-term capital gains for the purpose of taxes would be considered to be zero, since the realised value is less than the value of investments on January 31, 2018 (i.e., the difference between the realised value of Rs. 1,80,000 and the value on January 31, 2018 – Rs. 2,00,000).

Scenario 2:

If the investor sells the investments completely and realises a value of Rs. 2,20,000; the long-term capital gains for the purpose of taxation would be considered to be Rs. 20,000 (The difference between the realised value of Rs. 2,20,000 and the value on January 31, 2018 – Rs. 2,00,000).

- 2. Exemption up to Rs. 1.25 lakhs:** In case of long-term capital gains arising out of equity shares and equity-oriented mutual funds, the tax is applicable only on the capital gains above Rs. 1.25 lakhs. The first Rs. 1.25 lakhs worth of long-term capital gain from this category is tax-exempt.

For example, if an investor has earned a total long term capital gain worth Rs. 90,000 in a year, the entire capital gain would be exempt from tax. On the other hand, if the total capital gain is Rs. 1,35,000; the first Rs. 1,25,000 would be exempt from capital gains tax, but the next Rs. 10,000 would be subject to tax.

### 8.3 Dividend income (IDCW option)

Dividend income from mutual funds used to be tax-free in the hands of the investor. There was no tax payable at all, irrespective of how much dividend one earned. However, the dividend would be paid to the investor after the deduction of dividend distribution tax from the scheme itself. To that extent, although the dividend was tax-free, the NAV reduced to the extent of the dividend as well as the dividend distribution tax. Thus, this tax had an impact on the investor's after-tax returns.

In the Union Budget presented by the finance minister in February 2020, the situation changed. The dividend distribution tax has been done away with, whereas the dividend would henceforth be added to the taxable income of the assessee for the year. This means the dividends would be taxable in the hands of the recipient at the applicable tax rate.

#### **What is the change for those who opted for Income distribution cum capital withdrawal option in mutual funds?**

In the new regime, tax on dividend would be a function of the applicable rate of tax based on the total income for the year, and hence the tax rate goes up for those with higher income. This means those who were in higher tax earlier might have paid a lower tax on the dividend income in comparison to their nominal rate of tax. This difference goes away. On the other hand, the investors, who were tax-exempt also had to still bear the impact of the dividend distribution tax in the earlier regime. Now with the changes proposed, the dividend income would be tax-exempt for investors in various tax-exempt categories, for example charitable trusts, mutual fund schemes and individuals in the tax-exempt slab.

Let us understand one important difference between dividend distribution tax (old regime) and the tax on dividends in the hands of investors (new regime). The dividend distribution tax was not considered a tax in the hands of the investor, and hence it was not available as a setoff against any other tax liability. On the other hand, in the new regime, tax on dividends can be reduced through various exemptions and adjustments, as applicable.

It must also be noted here that both the dividend distribution tax (old regime) as well as the tax on dividend income in the hands of the investor (the new regime) are similar in the sense that the NAV of the scheme goes down more than the net-of-tax<sup>64</sup> amount received in the hands of the investor.

In the earlier regime:

*Drop in NAV = Dividend paid to the investor + dividend distribution tax*

Thus, the dividend received by the investor would be net of the dividend distribution tax, which is lower than the drop in NAV.

---

<sup>64</sup> The tax mentioned here refers to dividend distribution tax in the earlier regime, whereas under the new regime, it would be income tax

Under the new regime:

*Post-tax dividend received by the investor = Dividend paid out by the scheme – Taxpayable thereon, as per the applicable tax slab*

On the other hand, the growth option works out to be more tax-efficient. Since the mutual fund schemes are tax-exempt, and the capital gains are realized only when booked, one can allow the gains to run without worrying about tax on the same. This concept is known as deferment of taxes and allows one the benefit of compounding before tax.

There is a further change from April 1, 2021, when the mutual funds who declare dividend have to indicate how much of the amount is due to income distribution that is due to appreciation of NAV and how much is capital distribution. Earlier investors would take the entire amount of dividend for taxation under the head dividend but now a distinction would have to be made and tax calculated on this segregated basis.

#### **8.4 Stamp Duty on Mutual Fund Units**

With effect from July 1, 2020, mutual fund units issued against Purchase transactions (whether through lump-sum investments or SIP or STP or switch-ins or Reinvestment of Income Distribution cum capital withdrawal option would be subject to levy of stamp duty\* @ 0.005% of the amount invested<sup>65</sup>. Transfer of mutual fund units (such as transfers between demat accounts) is subject to payment of stamp duty\* @ 0.015%.

**Box 8.2** provides some more details regarding stamp duty on mutual fund units.

##### **Box 8.2: Stamp Duty on MF units**

In adherence to the amendments carried out in the Indian Stamp Act in February 2019, stamp-duty is required to be paid for issue and transfer of Mutual Fund units with effect from 1 July 2020.

- Stamp duty @0.005% of the investment amount shall be applicable at the time of **issue of units** for both physical and demat units.
- Units will be allotted for the amount available post deduction of stamp duty.
- Stamp duty will be applicable to all transactions pertaining to scheme inflows:
  - Purchase
  - Additional Purchase
  - Dividend reinvestment
  - Systematic Investment Plan (SIP)
  - Systematic Transfer Plan (STP)
  - Income distribution cum capital withdrawal (Dividend) Transfer Plan

(DTP). This will also include triggers from past SIP/STP registrations.

---

<sup>65</sup> Pursuant to Notification No. S.O. 4419(E) dated December 10, 2019 issued by Department of Revenue, Ministry of Finance, Government of India, read with Part I of Chapter IV of Notification dated February 21, 2019 issued by Legislative Department, Ministry of Law and Justice, Government of India on the Finance Act, 2019, and subsequent Notification dated March 30, 2020 issued by Department of Revenue, Ministry of Finance, Government of India.

## 8.5 Setting off of Capital Gains and Losses under Income Tax Act

The Income Tax Act provides for taxation under various heads of income viz. salaries, income from house property, profits & gains of business or profession, capital gains, and income from other sources. In the normal course, one would expect that a loss in one head of income can be adjusted (set off) against gains in another head of income, since a person is liable to pay tax on the total income for the year. However, there are limitations to such set-off. A few key provisions here are:

- Capital loss, short term or long term, cannot be set off against any other head of income (e.g., salaries).
- Short term capital loss is to be set off against short term capital gain or long-term capital gain.
- Long term capital loss can only be set off against long term capital gain.

Several other factors go into taxation or tax exemption. However, there are certain limits to the setting-off in case of mutual funds. This is discussed below.

### Bonus Stripping

Suppose an investor buys units of a scheme at Rs. 30. Thereafter, the scheme declares a 1:1 bonus issue i.e., the investor receives 1 new unit, for every unit that was bought earlier. Logically, the NAV of the scheme will halve, and it is likely that the units would now have a value of Rs. 15. At this stage, if the investor sells the original unit at Rs. 15, a loss of Rs 15 is incurred [Rs 30 (original purchase price for the Units) minus Rs 15 (currently realised)].

However, such capital loss is not available for setting off against capital gains, if the original units were bought within a period of 3 months prior to the record date for the bonus issue and sold off within a period of 9 months after the record date.

In such cases, the capital loss will be treated as the cost of acquisition of the bonus units.

## 8.6 Securities Transaction Tax

When an investor sells units of an equity fund in the stock exchange, or offers them for re-purchase to the fund, he will have to incur Securities Transaction Tax (STT) i.e., STT is applicable only on redemption/switch to other schemes/sale of units of equity oriented mutual funds whether sold on stock exchange or otherwise.

STT is not applicable on purchase of units of an equity scheme. It is also not applicable to transactions in debt securities or debt mutual fund schemes.

### ***STT applicability for Investors in Equity oriented Mutual funds***

<b>Transaction</b>	<b>Rates (in percent)</b>	<b>Payable by</b>
Purchase of units of equity oriented mutual fund	Nil	Purchaser
Sale of units of equity oriented mutual fund (delivery based)	0.001	Seller
Sale of equity shares, units of business trust, units of equity oriented mutual fund (non- delivery based)	0.025	Seller
Sale of units of an equity oriented mutual fund to the mutual fund	0.001	Seller

### **8.7 Tax benefit under Section 80C of the Income Tax Act**

Certain mutual fund schemes, known as Equity Linked Savings Schemes (ELSS) are eligible for deduction under Section 80C of the Income Tax Act under the old tax regime. As the name suggests, this is an equity- linked scheme, and hence the scheme invests in equity shares. The benefit is available up to Rs. 1.50 lacs per year per taxpayer in case of individuals and HUFs. The scheme has a lock-in period of three years from the date of investment.

Let us now understand some nuances of this.

First, this is one of the eligible investments under Section 80C, where the limit is to be shared across the eligible avenues. This means if someone has exhausted the limit under the said section through some other avenue, any investment in ELSS would not get any additional tax exemption, but the investment would still be locked-in for a minimum period of three years.

Second, if one is investing in this scheme through SIP, each investment would be locked-in from the date of the respective investment. The lock-in for the entire amount would not get over on completion of 3 years from the date of the first SIP instalment.

Third, if one opts for (dividend) Income distribution cum capital withdrawal reinvestment plan, each time a dividend is reinvested, the same would also attract a 3-year lock-in. Most AMCs have done away with this option in case of ELSS. They only allow growth option or dividend pay- out.

Fourth, the tax benefit would be available to the first holder, in case of a joint holding.

The finance minister, in the Union Budget 2020, proposed two parallel tax structures for the individual taxpayers. There is an old structure, which was applicable before the budget was presented that allowed different kinds of exemptions and deductions under various sections of the Income Tax Act. A parallel tax structure has been announced in Union Budget 2020, which has more slabs, and lower rates of taxes for similar slabs. However, under the new regime, most exemptions have been removed. Those who opt for this new structure would not be able to take the benefit of tax-saving under Section 80C. Hence, for these investors,

ELSS is just another equity-oriented mutual fund scheme that carries a lock-in provision.

There are also a few retirement-oriented funds including some that are more than a couple of decades old, which have the benefit of Section 80C. These funds have a lock-in of 5 years and they are meant for accumulation of corpus for a person for their later years. Investing in these funds would also allow the investor to get a Section 80C deduction. However, one should check whether a specific retirement fund has this benefit because not all of them in operation have this Section 80C benefit.

### **8.8 Tax Deducted at Source**

There is no TDS on re-purchase proceeds to resident investors. However, for certain cases of non-resident investments, the same is applicable. The income tax regulations prescribe different rates, depending on the nature of the investor (Indian/ Foreign and Individual/Institutional), nature of investment (equity/debt) and nature of the income (dividend/capital gain). In case of dividends (IDCW) from mutual fund schemes, even for resident Indians, TDS is applicable. The tax is required to be deducted at 10 percent on the dividend amount if it exceeds Rs. 5,000.

Further, Government of India has entered into Double Taxation Avoidance Agreements (DTAA) with several countries. These agreements too, specify rates for Withholding Tax.

The TDS applicable for non-resident investors is the lower of the rate specified in the income tax regulations or the tax specified in the DTAA of the country where the investor is resident. The investor, however, will need to provide sufficient information and documents to satisfy the mutual fund that he is entitled to such concessional rate as is specified in the DTAA.

### **8.9 Applicability of GST**

AMC(s) can charge GST, as per applicable Taxation Laws, to the schemes within the limits prescribed under SEBI (Mutual Fund) Regulations.

- GST on fees paid on investment management and advisory fees shall be charged to the scheme in addition to the overall limits specified as per the Total Expense Ratio (TER) provisions.
- GST on all the fees other than investment and advisory fees shall be charged to the scheme within the maximum limit of TER.
- GST on exit load, if any, shall be deducted from the exit load and the net amount shall be credited to the scheme.
- GST on brokerage and transaction cost paid for execution of trade, if any, shall be within the limit of TER.
- The commission payable to the distributors of mutual funds may be subject to GST, as applicable in case of the ARN holder. Such tax cannot be charged to the scheme.

**Chapter 8: Sample Questions:**

- 1. What is the tax applicable on the income earned by the mutual fund schemes?**
  - a. It is a function of the type of income since dividends, short term capital gains and long-term capital gains attract different tax rates
  - b. Income earned by a mutual fund is exempt from taxes**
  - c. 10 percent plus surcharge and cess
  - d. It is a function of the marginal rate of tax applicable to the respective investor in the mutual fund scheme
  
- 2. Redemption from which of the following mutual fund schemes would attract Securities Transaction Tax (STT) for an investor?**
  - a. Multi-cap mutual fund**
  - b. Government Securities Fund
  - c. Liquid Fund
  - d. Overnight Fund

## CHAPTER 9: INVESTOR SERVICES

### Learning Objectives:

After studying this chapter, you should know about:

- New Fund Offer Process
- NFO price and on-going price for subscription of mutual fund schemes
- Investment Plans and Options
- Allotment of mutual fund units to investors
- Content and periodicity of Statement of Account
- Mutual Fund Investor
- Application form of mutual funds
- Financial Transactions in mutual funds through online and physical mechanism
- Cut-off timing and Time stamping
- KYC requirements for mutual fund investors
- Different types of systematic transactions
- Operational aspects of Systematic Transactions
- Process of Non-Financial Transactions in Mutual Funds
- Change in Status of Special Investor Categories
- Investor transactions – turnaround times

Mutual fund is an investment vehicle for a large number of investors. In order to provide uniform experience, it is critical that various processes and investor services are standardized. Such standardization lends comfort to the investors since they know what to expect and when. They also know what not to expect in terms of services.

We would look at various investor services involved at various stages in the life of a mutual fund investment.

### 9.1 The NFO process

#### New Fund Offer

Units in a mutual fund scheme are offered to investors for the first time through a New Fund Offer (NFO). The following are a few key steps leading to the NFO:

- The Asset Management Company (AMC) decides on a scheme to take to the market. This is decided on the basis of inputs from the Chief Investment Officer (CIO) on investment objectives that would benefit investors, and inputs from the Chief Marketing Officer (CMO) on the interest in the market for the investment objectives.
- An AMC can have one fund/scheme in a category. There are defined funds within broad Equity, Debt and Hybrid categories. Hence, the NFO has to be in a category where the AMC does not already have a fund/scheme. Alternatively, it has to be in a category where an AMC can have multiple funds/schemes e.g., Sector/Theme, Index or Fund of Funds.

- AMC prepares the Scheme Information Document for the NFO. This needs to be approved by the Trustees and the Board of Directors (BoD) of the AMC.
- The documents are then filed with SEBI. The observations that SEBI makes on the SID need to be incorporated. After approval by the trustees, the same can be issued in the market.
- The AMC decides on a suitable timetable for the issue, keeping in mind the market situation.
- The AMC launches its advertising and public relations campaigns to make investors aware of the NFO. These need to comply with SEBI's advertising code.
- The AMC holds events for intermediaries and the press to make them familiar with the scheme, its unique features, benefits for investors, etc.
- The Scheme Documents and Application Forms are distributed to market intermediaries, and circulated in the market so that investors can apply in the NFO.

Three dates are relevant for the NFO of an open-ended scheme:

**NFO Open Date** – This is the date from which investors can invest in the NFO

**NFO Close Date** – This is the date up to which investors can invest in the NFO

**Scheme Re-Opening Date** – This is the date from which the investors can offer their units for re-purchase to the scheme (at the re-purchase price); or buy new units of the scheme (at the sale price). The AMC announces Sale and Re-purchase prices from the Scheme Re-Opening Date.

Close-ended Schemes have an NFO Open Date and NFO Close Date. But they have no Scheme Re-opening Date, because the scheme does not sell or re-purchase units. Investors will need to buy or sell units from the stock exchange where the scheme is listed.

Under the SEBI guidelines, all NFOs can remain open for subscription for a minimum period of three working days and NFOs other than ELSS can remain open for subscription for a maximum of 15 days. Allotment of units or refund of money, as the case may be, should be done within 5 business days of closure of the scheme. Further, open-ended schemes have to re-open for sale/re-purchase within 5 business days of the allotment.

#### **Deployment of the funds collected by an AMC in an NFO**

As per Regulation 35 (5) SEBI has introduced guidelines requiring mutual funds to specify realistic deployment timelines in the Scheme Information Document (SID) as specified by SEBI from time to time.

### **9.2 New Fund Offer Price/On-going Offer Price for subscription**

New Fund Offer (NFO) Price is the price per unit that the investors have to pay to invest during the NFO.

Ongoing price for purchase, redemption (sale) /switch outs (to other schemes/plans of the Mutual Fund) by investors is the price at which the investor purchases or receives redemptions/switch-outs.

### **9.3 Investment Plans and Services**

#### **9.3.1 Direct and Regular Plans**

Chapter 6 discussed various fund distribution practices. Investors have a choice of going through the distributors or invest directly through the AMC. Since the distribution services involve charges with respect to the various services provided by the distributor, any investor going direct is assumed to have decided not to avail those services. In such a case, the investor may not bear the cost of such services. Each mutual fund has to offer two plans to the investors, viz., regular plan and direct plan. Both these would have different total expense ratio (TER).

The direct plan shall have a lower expense ratio excluding distribution expenses, commission, etc., and no commission shall be paid from such plans. Since the TER is different in both cases, the plans will have separate NAVs.

It must be clearly understood that the direct plan is only for those investors, who purchase units directly from the fund and the same is not available for investors who route their investments through a distributor. If investment (purchase/repurchase) is routed through a distributor, then it is considered that one has chosen to invest in the Regular Plan.

Apart from these two plans at different NAVs, the AMC cannot offer separate plans based on expense ratio.

#### **9.3.2 Income Distribution cum capital withdrawal (Dividend) Pay-out, Income Distribution cum capital withdrawal (Dividend) Re-Investment and Growth Options**

Most mutual fund schemes offer two options – Income Distribution cum capital withdrawal and Growth. A third option, which is possible, is the Re-investment of Income Distribution cum capital withdrawal Option. From April 1, 2021 the dividend option has been renamed to Income Distribution cum capital withdrawal to reflect the actual situation about the income earned by the investor. These are different options within a scheme having the same portfolio. Therefore, the portfolio returns are the same for all three options. However, they differ in the structure of cash flows and income accruals for the unit-holder, and therefore there is a difference in the unitholder's taxability, number of units held and value of those units. The post-tax return from each of these options will therefore be different.

In a Pay-out of Income Distribution cum capital withdrawal plan, the fund declares a dividend from time to time. Some schemes (liquid and debt funds with very short-term maturity)

even declare a dividend daily, subject to the availability of profits. When a dividend is paid, the NAV of the units falls to that extent.

The reduced NAV, after a Pay-out of Income Distribution cum capital withdrawal, is called ex-Dividend NAV. After a dividend is announced, and until it is paid out, it is referred to as cum-Dividend NAV.

In a Pay-out of Income Distribution cum capital withdrawal option, the investor receives the dividend in his bank account. However, the Pay-out of Income Distribution cum capital withdrawal plan does not change the number of units held by the investor.

The dividend received in the hands of the investor will be taxed in the hands of the investor, as per the current tax laws. In addition, the nature of the income, which the mutual fund has to provide a break up for, will determine the head under which this is taxed.

In a Re-investment of Income Distribution cum capital withdrawal plan, as in the case of pay-out option, NAV declines to the extent of dividend. The resulting NAV is called ex-dividend NAV, like in case of Pay-out of Income Distribution cum capital withdrawal plan.

However, the investor does not receive the dividend in his bank account; the amount is re-invested in the same scheme and additional units are allotted to the investor. The reinvestment happens at the ex-dividend NAV. Thus, if dividend is Rs. 2 per unit on a Unit-holder's 100 units, the dividend would amount to Rs. 200. Assuming the ex-dividend NAV of the scheme is Rs. 20, then  $\text{Rs. } 200 \div \text{Rs. } 20$  i.e., 10 units will be added to the unit-holder's portfolio.

In a **growth option**, dividend is not declared. Therefore, nothing is received in the bank account (unlike Income Distribution cum capital withdrawal pay-out option) and there is nothing to re-invest (unlike Income Distribution cum capital withdrawal re-investment option). The NAV would therefore capture the full value of the portfolio gains. As in the case of Income Distribution cum capital withdrawal pay-out option, there will be no accretion to the number of units held. The NAV of those units will however be higher, to reflect the gain in the portfolio.

Across the three options, the investor can also receive money by offering his/her units for re-purchase or selling them in the stock market. Taxability would depend on the scheme type and period of holding, as discussed earlier. Table 9.1 summarises, the implication of the 3 options and Illustration 9.1 explains the implications for investors who opt for these three different options.

**Table 9.1: Implications of different options in mutual funds**

<b>Parameter</b>	<b>Income Distribution cum capital withdrawal (Pay out Option)</b>	<b>Income Distribution cum capital withdrawal (Re-investment Option)</b>	<b>Growth Option</b>
Dividend received in bank account	Yes	No	No
Tax on Dividend	Yes	Yes	N.A.
Increase in number of units on account of re-investment of dividend	No	Yes	No
NAV change	NAV declines to the extent of dividend.	NAV declines to the extent of dividend.	NAV captures the portfolio valuation changes entirely.

### **Illustration 9.1: Investment options for different investors**

Investor A, Investor B and Investor C invests in 100 units of a mutual fund scheme at a NAV of Rs.10 in the growth, Income Distribution cum capital withdrawal payout and Income Distribution cum capital withdrawal reinvestment option respectively. The NAV appreciates to Rs.12 and the mutual fund declares a dividend of 10 percent.

**a. What is the dividend amount that the investors are entitled to receive?**

The dividend amount is 10 percent of the face value of Rs.10, Re.1 per unit.

**b. Which of the investors in the scheme are entitled to receive the dividend?**

Investors in the Income Distribution cum capital withdrawal (payout) and Income Distribution cum capital withdrawal (reinvestment) option, i.e., investor B and Investor C are entitled to receive the dividend.

**c. How will the dividend be received by B and C?**

B will be paid out the dividend of Rs.100 (i.e., Re 1 X 100 units) while the dividend amount of Rs.100 due to C will be reinvested in the scheme at the ex-dividend NAV of Rs.11 (Rs.12(NAV)- Re1 (Dividend))

**d. How many additional units will be received by C?**

Investor C will receive  $\text{Rs.100/Rs.11} = 9.09$  additional units on account of the dividend reinvested.

**e. What is the value of the investment and return earned by each investor calculated on the ex-dividend date?**

**Investor A:** The value of the investments is Rs.1200 (i.e., 100 units x Rs.12). Rs.200 is earned as capital gains from the appreciation in the NAV from Rs.10 to Rs.12

**Investor B:** The value of the investment is Rs.1100 (i.e., 100 units x Rs.11). Rs.100 is earned as dividend and Rs.100 as capital gains from the appreciation in the NAV from Rs.10 to Rs.11 (ex- dividend). The total return earned is Rs.200

**Investor C:** The value of the units is Rs.1200 (i.e., 109.09 units x Rs.11). The units held goes up after the re-investment of dividend to 109.09 units. The NAV comes down to Rs.11 after the payment of dividend. The returns earned are Rs.100 as capital gains on the original 100 units held and Rs.100 earned as dividends that is re-invested.

The post-tax returns to each of the investors will be different since the tax applicable on dividend and capital gains earned are different.

## 9.4 Allotment of Units to the Investor

**NFO:** Since entry load is banned, units in an NFO are sold at the face value i.e., Rs. 10. Therefore, the investment amount divided by Rs. 10 would give the number of units the investor has bought.

Subject to the receipt of the specified minimum subscription amount for the scheme, full allotment is made to all valid applications received during the New Fund Offer. The Trustee reserves the right, at their discretion without assigning any reason thereof, to reject any application. Allotment is completed within 5 business days after the closure of the New Fund Offer. In case of applicant who have quoted their demat account, the units are credited within 2 working days to the demat account as per the depository account details as stated by the applicant in the application form.

Allotment of units and despatch of allotment advice to FPIs (Foreign Portfolio Investors) is subject to RBI approval if required. Investors who have applied in non-depository mode are entitled to receive the account statement of units within 5 Business Days of the closure of the NFO Period. For applicants applying through the ASBA mode, on intimation of allotment by CAMS to the banker the investors account is debited to the extent of the amount due thereon.

**On-going offer:** The price at which units are sold to an investor as part of ongoing sales in an open-end scheme is the sale price, which in turn is the applicable NAV (currently entry load is not permitted by regulation, hence the sales price is equal to the NAV). The investment amount divided by the sale price would give the number of units the investor has bought. Thus, an investor who has invested Rs. 12,000, in a scheme where the applicable sale price is Rs 12, will be allotted  $\text{Rs } 12,000 \div \text{Rs } 12$  i.e., 1,000 units.

**In a rights issue,** the price at which the units are offered is clear at the time of investment. The investment amount divided by the rights price gives the number of units that the investor has bought. It may however be noted that rights issues, which are common for shares, are less meaningful for units of mutual fund schemes.

**In a bonus issue,** the investor does not pay anything. The fund allots new units for free. Thus, in a 1:3 bonus issue, the investor is allotted 1 new unit (free) for every 3 units already held by the investor. Since the net assets of the scheme remain the same – only the number of units' increases - the NAV will get reduced proportionately and the value of the investor's holding does not change as a result of the bonus issue.

On allotment, units are credited to the investor's demat account (if the investor has opted for receiving dematerialised units) as specified in the ASBA application form. The units of the

Scheme held in the dematerialised form are fully and freely transferable.<sup>66</sup>

If application is rejected, full amount will be refunded within 5 business days from the date of closure of NFO. If refunded later than 5 business days, interest @ 15 percent p.a. for delay period will be paid and charged to the AMC.

Minimum investment threshold for investment strategies launched under Specialized Investment Funds (SIF) would be Rs. 10 lakhs. This should be the aggregate investment by an investor across all investment strategies offered by the SIF, at the PAN level. Investments made in other mutual fund schemes would not be counted for this minimum threshold.

## **9.5 Account statements for investments**

### **Monthly Statement of Account**

Mutual funds issue the Statement of Account every month if there is a transaction during the month. It shows for each transaction (sale/re-purchase), the value of the transaction, the relevant NAV and the number of units transacted. Besides, it also provides the closing balance of units held in that folio and the value of those units based on the latest NAV.

### **Annual Account Statement**

The Mutual Funds provide the Account Statement to the Unit-holders who have not transacted during the last six months prior to the date of generation of account statements. The Account Statement reflects the latest closing balance and value of the units prior to the date of generation of the account statement.

The account statements in such cases may be generated and issued annually. Alternately, soft copy of the account statements is sent to the investors registered e-mail address, instead of physical statement, if so mandated.

### **Consolidated Account Statement**

The asset management company shall ensure that consolidated account statement for each calendar month is issued (post/email), as per the timeline specified by SEBI from time to time, detailing all the transactions and holding at the end of the month across all schemes of all mutual funds, to all the investors in whose folios transaction has taken place during that month:

---

<sup>66</sup>However, this is subject to lock-in period, if any and subject to lien, if any marked on the units in accordance with the provisions of SEBI (Depositories and Participants) Regulations, 1996 as may be amended from time to time and as stated in SEBI Circular No. CIR/IMD/DF/10/2010 dated August 18, 2010. Further, for the procedure of release of lien, the investors shall contact their respective DP. Also, when a person becomes a holder of the units by operation of law or upon enforcement of pledge, then the AMC shall, subject to production/submission of such satisfactory evidence, which in its opinion is sufficient, effect the transfer, if the intended transferee is otherwise eligible to hold the units.

Provided that the asset management company shall ensure that a consolidated account statement every half yearly is issued, as per the timeline specified by SEBI from time to time, detailing holding at the end of the six month, across all schemes of all mutual funds, to all such investors in whose folios no transaction has taken place during that period;

Further, the asset management company shall identify common investor across fund houses by their permanent account number for the purposes of sending consolidated account statement.

Explanation: - As per Mutual Fund Regulations, the word 'transaction' includes purchase, redemption, switch, dividend payout, dividend reinvestment, systematic investment plan, systematic withdrawal plan, systematic transfer plan and bonus transactions.

## **9.6 Mutual Fund Investors**

### **Eligibility to Invest**

The following categories of people/entities are eligible to purchase units of most schemes of mutual funds:

#### ***Individual Investors***

They invest for their personal benefit or the benefit of their family. Following are the types of individual investors:

- Resident Indian adult individuals, above the age of 18: They can invest, either singly or jointly (not exceeding three names).
- Minors i.e., persons below the age of 18: Since they are not legally eligible to enter into a contract, they need to invest through their guardians. SEBI has modified Investment in units of Mutual Funds in the name of minor through guardian stating that the payment for investment by any mode shall be accepted from the bank account of the minor, parent or legal guardian of the minor, or from a joint account of the minor with parent or legal guardian. For existing folios, the AMCs shall insist upon a Change of Pay-out Bank mandate before redemption is processed.<sup>67</sup>
- Hindu Undivided Families (HUFs): Here, family members pool the family money (inherited) for investments. The head of the family (called "Karta") invests on behalf of the family. Against his name in the application, he would add the letters "HUF" to show that the investment belongs to the family.
- Non-Resident Indians (NRIs)/Persons of Indian Origin (PIO) resident abroad: Indian citizens, who are working abroad, and their family residing abroad, are typical NRIs who

---

<sup>67</sup> Candidates are requested to read the circular: [https://www.sebi.gov.in/legal/circulars/may-2023/investment-in-units-of-mutual-funds-in-the-name-of-minor-through-guardian\\_71148.html](https://www.sebi.gov.in/legal/circulars/may-2023/investment-in-units-of-mutual-funds-in-the-name-of-minor-through-guardian_71148.html)

invest in India. Some Indians go on to become citizens of foreign countries such as the US, Canada, New Zealand etc. Since India did not permit dual citizenship earlier, they needed to give up their Indian citizenship. However, their status as erstwhile Indians, entitles them to invest in mutual fund schemes on full repatriation or non- repatriation basis. As part of the documentation, they need to provide their PIO (Person of Indian Origin) Card/OCI (Overseas Citizenship of India) Card. NRI/PIO residents abroad have the facility of investing on a repatriable basis i.e., when they sell their investments, the sale proceeds can be transferred abroad. Alternatively, they can invest on a non-repatriable basis, in which case the proceeds from the sale of those investments cannot be remitted abroad.

- Foreign investors: They can invest in equity schemes of MFs registered with SEBI after completing the KYC process. Foreign nationals can invest in Indian mutual funds as Qualified Foreign Investors (QFIs). The QFI is sub-category of Foreign Portfolio Investor and refers to any foreign individuals, groups or associations, or resident. However, they should be from a country that is a member of Financial Action Task Force (FATF) or a country that is a member of a group, which is a member of FATF, and a country that is a signatory to International Organization of Securities Commission's (IOSCO) Multilateral Memorandum of Understanding (MMOU). QFIs can purchase Indian mutual fund units through demat account mode (direct route) and unit confirmation receipt (UCR).<sup>68</sup>

### ***Non-individual Investors***

Here, the investments are made by organizations/institutions. Their authorized individuals sign the documents on behalf of the organizations/institutions they represent. Following are the types of non-individual investors:

- Companies / corporate bodies, registered in India
- Registered Societies and Co-operative Societies
- Trustees of Religious and Charitable Trusts
- Trustees of private trusts
- Partner(s) of Partnership Firms
- Association of Persons or Body of Individuals, whether incorporated or not
- Banks (including Co-operative Banks and Regional Rural Banks) and Financial Institutions and Investment Institutions
- Other Mutual Funds registered with SEBI
- Foreign Portfolio Investors registered with SEBI
- International Multilateral Agencies approved by the Government of India
- Army/Navy/Air Force, Para-Military Units and other eligible institutions
- Scientific and Industrial Research Organizations
- Universities and Educational Institutions

---

<sup>68</sup> Source: <https://www.valueresearchonline.com/stories/30193/can-foreign-nationals-invest-in-indian-mfs/>

- Foreign portfolio investors who meet KYC requirements to invest in equity and debt schemes of Mutual Funds can invest through two routes:
  - Direct route - Holding MF units in demat account through a SEBI registered depository participant (DP).
  - Indirect route- Holding MF units via Unit Confirmation Receipt (UCR)

### ***Sources of Information on Eligibility to invest***

The individual investors eligible to invest as detailed above can invest in any mutual fund scheme unless the mutual fund comes out with a specific scheme, or a plan within a scheme, that is not intended for any category of investors.

The non-individual investors eligible to invest as detailed above can invest in any mutual fund scheme. However, in some schemes, only specific classes of non-individual investors are permitted. For instance, some Gilt schemes have specific plans, which are open only for Provident Funds, Superannuation and Gratuity Funds, Pension Funds, Religious and Charitable Trusts and Private Trusts.

Therefore, it is a good practice to check the ‘Who can Invest?’ section of the Scheme Information Document (SID), especially for a first-time investor.

## **9.7 Filling the Application Form for Mutual Funds**

The information required to be provided in the application form is discussed below.

### **Direct Plan and Regular Plan**

Investors have the option to invest (purchase or subscribe to mutual fund units) directly without routing the investment through a distributor (Direct Plan). In this case, the investor must mention “Direct” in the space provided in the application form for entering the AMFI Registration Number (ARN).

If the investment (purchase/subscription) is routed through a distributor/Advisor (Regular Plan) then the ARN/RIA number and other details have to be provided in the space provided for the same.

### **Unit Holder Information**

A mutual fund investment can have up to three holders. All the holders must be investors eligible to invest in a mutual fund. The folio is created in the name of the first holder who is the primary investor. All benefits of the investments such as dividends, redemption payments and tax benefits will go to the first holder.

The information to be provided includes the name(s), nationality, identity proof and KYC

compliance, signatures of all the holder(s), address and communication details of the first holder. In case of FPI/NRI/PIO investors, an overseas address must also be provided.

### ***Minor as a unit holder***

An investment made for a minor (less than 18 years) is done through a guardian who complies with the KYC and PAN requirements and all other formalities as if the investment was for themselves. The guardian is typically a natural parent or court appointed legal guardian. The documents to establish the natural relationship/legal guardianship (notarized photocopy of the court order) has to be provided at the time of investment. The date of birth of the minor has to be provided in the application form and the proof of age of the minor investor has to be given along with the application. An investment for a minor cannot have joint holders. On attaining maturity, the information of the erstwhile minor investor has to replace that of the guardian. KYC, PAN, Signature attested by banker and bank account details are updated in the folio. The guardian can no longer operate the folio and the account will be frozen for operations till the change of status of the erstwhile minor is updated.

### ***POA as a unit holder***

Similarly, a folio operated under a Power of Attorney (PoA), requires the PoA holder and issuer to comply with the KYC and PAN requirements and a certified copy of the PoA to be submitted to the mutual fund before the holder can operate the folio. The grantor or investor can continue to operate the account despite granting a PoA. The PoA holder can conduct all transactions except make or change nominations.

### ***Status of the Holder and Mode of Holding***

Other information that has to be provided includes the status of the first holder as an individual or non-individual and mode of holding and operating the account as single/joint/either or survivor. The selection has to be made at the time of application and may be altered at any point in time. If no selection is made, then the default option is applied. The default option is mentioned in the application form. Once a mutual fund folio is created as a jointly held account there can be no change in the joint holders. A joint holder cannot be deleted or a new one added, except in the event of death can a name be deleted.

Once the first holder's PAN is validated for KYC, the address provided in the KYC form will override the information provided in the application form.

### ***KYC Details***

The KYC acknowledgement letter as proof of compliance with the KYC norms by each holder has to accompany the application form. Also, additional KYC details are mandatorily collected in the application form relating to occupation, gross annual income or net worth and politically

exposed persons status for both individual and non-individual applicants.

### ***FATCA and CRS Details***

For applicants, including guardians, whose country of birth/citizenship/nationality/tax residency is other than India, the application requires additional information under Foreign Account Tax Compliance Act (FATCA) and Common Reporting Standards (CRS). The information that is required is:

- Place/City of Birth, Country of Birth, Country of Citizenship/Nationality
- Is the investor's Tax Residency/Country of Birth/Citizenship/Nationality other than India (Yes or No)?
  - o If yes, indicate all countries in which the investor is resident for tax purpose and the associated Tax ID number (Details of Country of Tax Residency and Tax Payer Reference ID).

### ***Bank Account Details***

It is mandatory for investors to provide the bank details of the sole/first holder of the folio in the application form. This includes the name of the bank where the account is held, the branch and the city, the account number, type of account (current, savings, NRO, NRE, FCNR and others), MICR code and IFSC details.

For unitholders opting to hold the units in dematerialized form, the bank account details provided in the application form should match the details of the bank account that is linked to the demat account.

If the pay-out bank account is different from the bank account through which the payment for the purchase of the units was processed then additional documents to validate the pay-out account have to be provided along with the application form. This additional document may be an original cancelled cheque of the pay-out account where the account number and name of the first holder of the folio are printed on the face of the cheque, a self-attested copy of the bank pass book or bank statement showing the first holder's name and account, with entries not older than 3 months, or a letter on the bank letterhead providing the details of the account.

Dividends and redemption proceeds will be credited directly to the bank account via electronic modes such as direct credit, NEFT, NACH facility. Applicants can also choose to receive the payments through cheque/demand draft.

For Minors: Payment for investment should be made by means of a cheque, demand draft or any other mode shall be accepted from the bank account of the minor or from a joint account of the minor with the guardian only. For existing folios, the AMCs are required to insist upon

a change of pay-out bank mandate before redemption is processed.<sup>69</sup>

### ***Investment Details***

Investors have to make their choice of scheme, plan, option and pay-out option at the time of making the application. Each scheme will offer a regular plan where the investment is routed through a distributor and a direct plan where the applicant invests directly without the assistance of a distributor.

The expense ratio for the regular plan is higher since there are distribution costs to be accounted for. Each scheme will also typically offer a growth option and an Income Distribution cum capital withdrawal (dividend) option. The Income Distribution cum capital withdrawal (dividend) option may offer a pay-out and a re-investment option. Under the pay-out option there may also be different frequencies of dividend payment offered.

While the scheme selection is mandatory to be done by the applicant, however, if the other selections are not made then the default option will apply. The default options will be clearly mentioned in the instructions listed in the application form.

### **Payment Details**

The details of the payment instrument the bank account through which the payment for the investments is being made has to be mentioned in the application form. The payment has to be made out to the account specified by the mutual fund in the application form. The application number or folio number should be mentioned on the reverse of the payment instrument. The bank through which the payment is made need not be the same as the bank account details provided in the application form to receive dividend and redemption proceeds.

### **Unit Holding Option**

Investors have the option to hold the units in physical mode or demat mode. If the units are to be held in a demat account then the details of the beneficiary account, name and ID of the depository participant (DP) has to be provided. The name(s), mode of holding, PAN details and bank account of the applicant will be verified against the depository data. A copy of the DP statement has to accompany the application to be able to verify the details of the account. The dividend and redemption proceeds will be paid out to the bank account linked to the demat account.

If an investor opts to hold the units in dematerialized form in an existing demat account, then the applicant(s) details provided in the application form has to be the same as that appearing

---

<sup>69</sup> SEBI Circular dated December 24, 2019.

in the demat account with the depository participant. The KYC performed by the depository participant will be considered as KYC verification done by the mutual fund. A copy of the Client Master Form/demat statement showing active demat account details should be provided for verification of details.

### **Nomination**

The applicant can make a nomination<sup>70</sup> in favour of number of nominees and in the manner as specified by SEBI. The nomination can be made at the time of application or subsequently at any time. A folio held by a single holder should have a nomination made in the application.

Mutual Funds may require the applicant to provide a separate declaration of the intention not to nominate or consider not providing the nomination details as consent to proceed with the application without a nomination.

As per new SEBI rules, investors subscribing to mutual fund units on or after September 30, 2023 will have the choice of either provide nomination or opt out of nomination by providing a signed declaration.<sup>71</sup>

In a further simplification of processes, the provisions related to compulsory appoint a nominee or to give a declaration would be optional for the mutual fund folios having joint holding pattern.

### **Minimum Investment**

The Scheme Information Document (SID) and Key Information Memorandum (KIM) provides information on the minimum application amount. Typically, the limit may be higher for the initial investment required to initiate the folio and lower for subsequent purchases. While investing, the investor needs to confirm that the investment meets the minimum investment limit set by the mutual fund for the scheme. The application has to be signed by all the holders irrespective of the mode of holding.

## **9.8 Financial Transactions with Mutual Funds**

Financial transaction in mutual funds include purchase of mutual fund units (initial purchase in an NFO and additional purchases in an ongoing offer), redemptions i.e., sale transactions and switches. These are explained below.

---

<sup>70</sup>Candidates are advised to read this circular which shall come into effect from March 1, 2025. [https://www.sebi.gov.in/legal/circulars/jan-2025/circular-on-revise-and-revamp-nomination-facilities-in-the-indian-securities-market\\_90698.html](https://www.sebi.gov.in/legal/circulars/jan-2025/circular-on-revise-and-revamp-nomination-facilities-in-the-indian-securities-market_90698.html)

<sup>71</sup> The circular, issued on 15 June 2022, stated that “All the AMCs are advised to set deadline as March 31, 2023 for nomination / opting out of nomination for all the existing individual unit holder(s) holding mutual fund units either solely or jointly as mentioned at para 1 above, failing which the folios shall be frozen for debits”.

Via another Circular dated 28 March 2023, SEBI has postponed the applicable date to 30 September 2023, for freezing of folio.

### ***Initial Purchase of Mutual Fund Units***

Fresh purchase or initial purchase of mutual fund units in a scheme can be made during the new fund offer (NFO) period or even subsequently in an open-ended scheme, during the open offer period. The mutual fund would need the completed application form with the prescribed documentation and the requisite investment amount, to allot an investment folio in the name of the investor.

Application forms are available with offices of AMCs, distributors and Investor Service Centres (ISCs). They are also downloadable from the websites of the AMCs concerned. The common application form, with Key Information Memorandum (KIM), is designed for fresh purchases i.e., instances where the investor does not have an investment account (technically called “folio”) with the specific mutual fund.

An existing investor can also use the application form to make fresh purchases in other schemes of the same mutual fund or even make additional purchases in a scheme. In this case, the assigned folio number has to be provided and all the personal information already captured under the folio will apply to the new investment being made also. The information on unit holders does not have to be provided again. The information provided in the application form is used to create the investor record or folio with the mutual fund.

### ***Additional Purchases***

Once an investor has a folio with a mutual fund, subsequent investments with the same mutual fund do not call for the full application form and documentation. Only a transaction slip needs to be filled giving the folio number, and submitted with the requisite payment. A transaction slip can be used to make additional purchases in an open-ended scheme in which the investor has already invested. It can also be used to make fresh purchases in another scheme of the same mutual fund under the same folio.

Most mutual funds send a transaction slip (with the investor’s folio number pre-printed) along with the Statement of Account. Alternatively, blank transaction slip (without pre-printed folio number), which is available with branches of the AMC, distributors and ISCs, or downloadable from internet, can be used. An application form may also be used to make additional purchases and the investor can mention the existing folio number in the appropriate place provided for the same. The personal data and bank account details as they feature in the existing folio would apply to the additional investment being made and override any conflicting information provided in the application form. If the name of the holder in the folio does not match that provided in the application for additional investment, then the application form may be rejected at the discretion of the AMC.

The investor needs to confirm that the investment is above the minimum investment limit set by the mutual fund for additional purchases in the scheme.

### ***Repurchase of Units***

The investor in an open-ended scheme can offer the units for repurchase to the mutual fund. The transaction slip needs to be filled out to affect the re-purchase. The folio number, names of the unit holders and the scheme, plan and option from which the redemption is requested should be clearly mentioned. The request should be signed according to the mode of holding of the folio. Investor has the option to decide on the repurchase amount (which is generally the case) or number of units offered for re-purchase. The re-purchase price is the applicable NAV (which is discussed later in this unit under 'Cut-off Time') less Exit Load.

If the investor has specified the re-purchase amount, then that amount divided by the re-purchase price would be the number of units that will be reduced from his folio.

If the investor has specified the number of re-purchase units, then those many units will be reduced from his folio; payment would be made equivalent to the number of units re-purchased, multiplied by the re-purchase price. Units will be redeemed on a First-in-First-Out (FIFO) basis.

If, while effecting the re-purchase, the investment holding in the folio goes below the minimum limit for maintaining the folio set by the mutual fund for the scheme, then all the units may be re-purchased and the investment folio of the investor may be closed.

The redemption request can be made physically by submitting the duly filled transaction slip at any of the Investor Service Centres, branch offices of the mutual fund.

Units held in dematerialized form have to be redeemed through the depository participant (DP). The investor has to submit the duly completed redemption form (available with the DP) to the DP. After verification, the DP will electronically execute the redemption request which will then be forwarded to the AMC/RTA. After verifying the redemption request, the AMC/RTA will make the payment to the investor's bank account registered with the demat account.

The pooling of funds and/or units by stock brokers/clearing members in any form or manner has been discontinued for mutual fund transactions. For both demat and non-demat mode transactions, the units will be credited and debited directly to/from the investors' demat account/folio account without routing it through the pool account of the stock brokers/clearing members. However, for redemption of units held in dematerialised mode, the practice of issuance of Delivery Instruction Slip ('DIS') (physical or electronic) to the Depository Participant to debit the units for delivery to clearing corporation can be continued<sup>72</sup>.

---

<sup>72</sup>[https://www.sebi.gov.in/legal/circulars/mar-2022/discontinuation-of-usage-of-pool-accounts-for-transactions-in-the-units-of-mutual-funds-two-factor-authentication-2fa-for-redemption-and-other-related-requirements-extension-of-timeline\\_57471.html](https://www.sebi.gov.in/legal/circulars/mar-2022/discontinuation-of-usage-of-pool-accounts-for-transactions-in-the-units-of-mutual-funds-two-factor-authentication-2fa-for-redemption-and-other-related-requirements-extension-of-timeline_57471.html)

## **Switch**

A *switch* is redemption from one scheme and a purchase into another combined into one transaction.

The subscription frequency and redemption frequency must be the same for all mutual fund schemes, except for the Specialized Investment Funds (SIFs), wherein the same could be distinct from each other. For example, an investment strategy under SIF may permit daily subscriptions (purchases), while offering weekly redemptions (repurchases).

### **9.8.1 Payment Mechanism for mutual fund purchases**

Payments for mutual fund purchases need to be made through the banking channel modes that have been approved by the regulators. The acceptable modes of payments are through online transactions or different payment mechanisms such as cheque, demand draft and cash etc.

#### **Online Transactions**

Investors can conduct their mutual fund transactions online. The investor is required to fill in the requisite details in an application form. Based on this, the investor is allotted a user name and password (Personal Identification Number – PIN). The investor to make additional purchases of units in the mutual fund or to request re-purchase of the units held in the mutual fund can use this. Payment transactions are made through the internet banking facility provided by banks.

Digital payment mediums or electronic payment mediums use digital modes for making and receiving payments. There is no use of cash in physical form and the payment cycle is completed online. Digital payments provide advantages of ease and speed of payment process, the safety of funds and provide a record of funds usage. However, there is the risk of data theft and some of the modes of payment may be difficult for a person not comfortable with technology. In order to safeguard interest of investors, SEBI has mandated the Two-Factor Authentication for subscription and redemption transactions in the units of Mutual Funds.<sup>73</sup>

The Digital Payment Mediums available include the following:

#### **Internet Banking**

Internet banking is the most commonly used digital payment service. It provides access to banking services anywhere and at any time through the official website of the banking institution. Net banking allows fund transfers to own and third-party accounts, online bill payments, online shopping and other such facilities that involves making and receiving

---

<sup>73</sup>[https://www.sebi.gov.in/legal/circulars/sep-2022/two-factor-authentication-for-transactions-in-units-of-mutual-funds\\_63557.html](https://www.sebi.gov.in/legal/circulars/sep-2022/two-factor-authentication-for-transactions-in-units-of-mutual-funds_63557.html)

payments. The National Electronic Fund Transfer (NEFT) facility allows the digital transfer of funds between bank accounts. The Immediate Payment Service (IMPS) is an instant interbank electronic fund transfer available to registered users of banks through mobile phones, net banking and ATMs.

Remittance can also be made directly to the bank account of the scheme through Real Time Gross Settlement (RTGS)/National Electronic Funds Transfer (NEFT) facilities (for transfers within India) or SWIFT transfer (for transfers from abroad). While RTGS transfers are instantaneous, NEFT transfers are batched together in the banking system and effected at various times during the day. SWIFT transfers tend to pass through multiple banks in different geographies, and multiple levels within the same bank, resulting in delays. All banks and their branches are not enabled to provide electronic transfer facilities.

Before money is remitted directly to the mutual fund, it is advisable to get the proper bank account details from the AMC/distributor. The details of the mutual fund, such as account number, account name, IFSC details etc. are required to do an electronic transfer. Some mutual funds may provide this information in the application form. The bank will generate a unique transaction reference number. The acknowledgement from the bank for the transfer request has to be appended along with the application as proof of transfer. The account number mentioned in the transfer instruction copy provided as proof should have the first holder as one of the account holders.

National Automated Clearing House (NACH) is a centralised clearing system launched by the National Payments Corporation of India (NPCI). NACH aims to replace and consolidate multiple existing Electronic Clearing Service (ECS) systems across India and create a faster and more efficient clearing platform. It is a web-based solution for Banks, Financial Institutions, Corporate and Governments, to facilitate interbank high volume, electronic transactions which are repetitive and periodic in nature. This has been introduced in place of ECS for repetitive payments. NACH have same day presentation and settlement, including returns processing.

The various facilities offered by NACH include standardisation and digitisation of mandates, overall simplification, reduction of operational cost, and minimisation of activation time. Existing ECS mandates are now been moved to the NACH platform, in partnership with the participating banks. However, no intervention from investors will be necessary in this regard.

The service is now active in all Indian banks with core banking facility. It comes in two variants – NACH Credit and NACH Debit. The significant benefits to bank customers include automatic debits from their account for bill payments (telephone, electricity, etc.), loan instalments, insurance premiums, SIPs and more. Not only this, NACH is useful for corporate and financial institutions that make payments in bulk like dividend distributions, salaries, interests, pensions, etc.

**M-Banking** i.e., mobile banking is another convenient way for investment and transaction purpose.

**Stock exchange platform and MFU platform** are also used for purchase transactions. The details have been discussed in Chapter 6.

### **Unified Payment Interface**

The Unified Payment Interface (UPI) allows fund transfer between accounts through the mobile app. The users have to register for a mobile banking facility to be able to use the app. There are many UPI apps available such as BHIM, banking applications, Aadhaar app etc. which one can download on their phone. After the application (app) is downloaded, a Virtual Payment Address (VPA) has to be created by going through an authentication process. This is like an email address and links the UPI app to the user's bank account through the mobile phone registered with the bank. The VPA can be changed if so desired. Multiple bank accounts can be linked to a VPA, but one account has to be designated as the default account. To make payments using the UPI, one needs the VPA of the payee. The user can also receive funds using the UPI. A new version of the UPI allows the transfer of funds using the Aadhaar number instead of a VPA.

### **Application Supported by Blocked Amount**

Application Supported by Blocked Amount (ASBA) is a facility where the investment application in a New Fund Offer (NFO) is accompanied by an authorization to the bank to block the amount of the application money in the investor's bank account.

The benefit of ASBA is that the money goes out of the investor's bank account only on an allotment. Until then, it keeps earning interest for the investor. Further, since the money transferred from the investor's bank account is the exact application money that is due on account of the allotment, the investor does not have to wait for any refund.

### **Aadhaar Enabled Payment Service**

Aadhaar Enabled Payment Service (AEPS) allows bank to bank transaction using the Aadhaar number of the customer. The Aadhaar number has to be linked to the bank account to be able to use AEPS. The account holder can withdraw and deposit cash and transfer money to another account linked to the Aadhaar number. The AEPS uses the fingerprint of the individual as the password to authorize transactions and is thus a secure mode of transfer of funds.

### **National Unified USSD Platform**

National Unified USSD Platform (NUUP) based mobile banking allows transactions even without a smartphone and internet. The code \*99# dialed from the phone registered with a bank for a bank account allows transactions such as making payments, checking balances,

fund transfers and getting a mini statement. Most leading banks support this service. NUUP is currently available in 11 regional languages.

## **Cards**

Cards are the most commonly used mode of digital payments. Debit cards are issued by banks to their account holders and allow card holders to carry out fund transactions linked to their bank account. Credit cards are issued by banks and other approved entities and allow credit card holders to use the card up to approved credit limits. Prepaid cards can also be used to make card payments. The cards are used by swiping it at the merchants' PoS device. A PIN may be required to confirm the transaction in case of a debit card. Online payments can also be made using cards. The drawback is that the merchant may have to pay a charge on each transaction done through credit cards. Mutual funds purchases using credit cards are not allowed.

## **E-Wallets**

E-Wallets are a virtual or digital version of the physical wallet. Money is loaded to the E-Wallet and used as required to make payments and transfer funds to other E-Wallets. However, they cannot be used to transfer money to a bank account. Using the E-Wallet does not require a PIN or Password which makes them susceptible to unauthorized use by anyone who can get access to the mobile phone on which the Wallet is stored. Wallets of banks, payment banks and e-commerce platforms are commonly called E-Wallets. The use of E-Wallets is subject to certain conditions like following regulations pertaining to cut-off timings, time stamping etc. MFs/AMCs shall ensure that total subscription through e-wallets for an investor is restricted to Rs.50,000/- per investor per financial year. This limit of Rs.50,000/- would be an umbrella limit for investments by an investor through both E-Wallet and/or cash, per mutual fund per financial year. MFs/ AMCs shall ensure that only amounts loaded into e-wallet through cash or debit card or net banking, can be used for subscription to MF schemes. Any amount loaded into e-wallet through credit card, cash back, promotional scheme etc. are not allowed for subscription to MF schemes. Also, no third-party transactions are allowed through e-wallets. It shall be ensured that all e-wallets are fully compliant with KYC norms as prescribed by Reserve Bank of India.<sup>74</sup>

Digital payments such as Net Banking, Debit cards, UPI are amongst the accepted modes of payment for mutual fund schemes currently.

**One-Time Mandate (OTM)** is a payment facility that investors can use to authorize their bank to process debits to their specified bank account raised by a specified mutual fund for purchase of units. The debits happen through the National Automated Clearing House (NACH). It eliminates the need for the investor to initiate payment every time a purchase transaction is conducted. It is a one-time process to register a bank account under this facility. An existing

---

<sup>74</sup> [https://www.sebi.gov.in/legal/circulars/mar-2023/e-wallet-investments-in-mutual-funds\\_69254.html](https://www.sebi.gov.in/legal/circulars/mar-2023/e-wallet-investments-in-mutual-funds_69254.html)

investor can fill up the OTM form to register a bank account and hand it over to the Investor Service Centre for processing. A new investor can submit the OTM form along with the application form for subscription. The OTM mandate requires the bank name, bank account number, account type, IFSC and MICR code to be provided to identify the account to be registered. A cancelled cheque or copy with the name and account number pre-printed on it has to accompany the application form for verification of the account details. The folio number for existing investors and the application form number for new investors have to be provided along with the email id and phone number. Investors can select the frequency at which debit can be made, monthly, quarterly, half-yearly, or 'As and when presented' and specify the fixed amount that can be debited. The mandate also allows account holders to specify the maximum amount that can be debited on a daily basis and select the category— 'As and when presented' under the frequency parameter to enable multiple SIP or other purchase debits under the folio. For example, investors can mandate an amount of Rs.5000/- that can be debited as and when presented. There is no limit on number of transactions as long as the total amount is within the daily maximum limit specified in the mandate. The period for which the mandate will be valid should also be specified in the form. The name(s) and signatures of the bank account holders have to be affixed on the form. Registering the OTM can take 3 to 4 weeks.

The OTM mandate is at a folio level. This means that the folio holder can use the OTM mandate for all purchase transactions under the folio. Mutual funds may specify the schemes and the type of purchase transactions that can be conducted through the OTM— Fresh lump sum purchase, additional purchase, SIP investments.

The OTM can be used to make the eligible purchases through physical, online, SMS and other modes of transaction offered by the mutual fund. The mandate can be cancelled by submitting the OTM form indicating cancellation.

### **Other payment mechanism for mutual fund purchases**

#### ***Cheque/Demand Draft***

Application forms for fresh investment/transaction slip for additional purchase is normally accompanied by a cheque/demand draft (DD) drawn in favour of the scheme in which the application is to be made. In order to prevent misuse of physical payment instruments, mutual funds prescribe precautions such as mentioning of the name/PAN number of the investor and details of the scheme on the payment instrument. A separate payment instrument should accompany each scheme/each plan.

The account holder signs cheques, while the banker signs DDs. Generally, DDs are accepted only if the investor is from a location where there is no official collection centre for the application. The bank charges for the outstation DD will be borne by the AMC within specified limits.

NRI/PIO applications need to be accompanied by a cheque drawn on an NRO/NRE/FCNR account (for non-repatriable investment) or NRE/FCNR account (for repatriable investment). If Indian Rupee Drafts are purchased abroad or cheques issued from NRE/FCNR account an account debit certificate from the bank issuing the draft confirming the debit and/or Foreign Inward Remittance Certificate (FIRC) by the investor's banker shall also be enclosed to certify the source of funds as remitted from abroad.

The payment instrument would need to be local i.e., cheque should be drawn on a local bank account. If it is drawn on an out-station bank account, then the bank should offer the facility of 'at par' payment in the location where the application form and cheque are submitted. If such an 'at par' facility is available, 'payable at par at..... (list of locations / all over India)' would be clearly mentioned on the face or back of the cheque. Cheques accompanying the investment application are to be signed by the investor and drawn on an account in which the first holder is an account holder.

Similarly, DD should clearly mention the place of payment as the location where the application form/transaction slip and payment instrument are being submitted.

The payment instrument should not be post-dated (except for future instalments under SIP), and not stale (i.e., cheque date should not be more than 3 months older than the date on which the cheque is to be banked). Third-party cheques are not accepted except in special cases. To know about Third Party Payments, refer to Box.9.1<sup>75</sup>.

---

<sup>75</sup> With the purpose to safeguard the interest of unitholders SEBI has directed the AMCs that payment for MF transactions should be accepted through only such modes where independent traceability of end investor can be ensured and source account details are available as audit trail without relying on any other intermediary's records. This is done to ensure that the folio and source bank account belong to the same person. Candidates are advised to read Section B. Other measures to prevent third-party payments and to safeguard the interest of unitholders of the circular: [https://www.sebi.gov.in/legal/circulars/oct-2021/circular-on-mutual-funds\\_53103.html](https://www.sebi.gov.in/legal/circulars/oct-2021/circular-on-mutual-funds_53103.html) and also the revised circular [https://www.sebi.gov.in/legal/circulars/mar-2022/discontinuation-of-usage-of-pool-accounts-for-transactions-in-the-units-of-mutual-funds-two-factor-authentication-2fa-for-redemption-and-other-related-requirements-extension-of-timeline\\_57471.html](https://www.sebi.gov.in/legal/circulars/mar-2022/discontinuation-of-usage-of-pool-accounts-for-transactions-in-the-units-of-mutual-funds-two-factor-authentication-2fa-for-redemption-and-other-related-requirements-extension-of-timeline_57471.html).

### **Box:9.1 Third Party Payments**

A third-party payment is defined as one made through a bank account other than that of the first holder of the folio. If the payment is made through a joint bank account, then the person mentioned as the first holder of the folio should be one of the joint holders for the payment to be considered non-third-party payment.

There are some exceptions where third party payments will be accepted.

- Payment by Parents/Grand-Parents/Related Persons on behalf of a minor in consideration of natural love and affection or as gift for a value not exceeding Rs 50,000/-for each regular purchase or per SIP instalment. 'Related Person' means any person investing on behalf of a minor in consideration of natural love and affection or as a gift. In such cases, persons who make payment should be KYC Compliant and sign Third Party Declaration form.
- Employer making payments on behalf of the employee through payroll deductions, and custodian on behalf of FPIs are permitted third-party payments.
- Payments by the AMC to its empaneled distributors on account of commissions etc. in the form of units of the mutual fund scheme managed by the AMC either through an SIP or lump sum investments or a similar arrangement of payment of commission by a Company to its agents will also be considered accepted third-party payments. AMCs are required to put checks and balances in place to verify such transactions.

A Third-Party Declaration form duly completed has to accompany the application where the payment is from this source. The beneficial investor has to be clearly identified in the form by giving the full name of the first/sole investor and using the folio number if it is an existing number or the application form number for a new investment. Compliance with the KYC norms and providing the PAN details are mandatory by the third party making the payment irrespective of the amount involved. The source of funds with which the payments are being made should be clearly established. Where the payment is being made by cheque then the name of the third party making the payment should be pre-printed on the cheque. If this is not available, then a bank statement or pass book having the party's name or letter on the bank's letterhead giving details of the bank account held should be attached. Similarly, if the payment is made by a pre-funded instrument such as a demand draft, then proof of the funding having come from the third-party's account has to be enclosed. If electronic modes such as RTGS/NEFT, NACH or account transfer are used then the acknowledgement copy of the instructions to the bank has to be provided. The purpose of the documentary proof is to provide AMC the evidence that the payment was made out of the bank account of the third party and should therefore have the details of the account holder clearly mentioned. Pre-funded instruments such as demand drafts issued against cash for Rs. 50,000 or more will not be accepted as payment.

### **Cash Payments**

Mutual funds usually do not accept cash. Small investors, who may not be taxpayers and may not have PAN/bank accounts, such as farmers, small traders/businessmen/workers are allowed cash transactions for the purchase of units in mutual funds to the extent of Rs. 50,000/-per investor, per mutual fund, per financial year. This is subject to compliance with the Prevention of Money Laundering Act, 2002 and SEBI Circulars on Anti Money Laundering (AML) and other applicable AML rules, regulations and guidelines. This facility is available only for resident individuals, sole proprietorships and minors investing through their guardians. They must be compliant with the KYC norms, whether or not they have a PAN. The application must be submitted in physical mode to avail of this payment option. A prescribed deposit slip for making cash investments available at the Investor Service Centre (ISC) has to be used to give

details of the scheme in which the investment is being made and the amount of investment. The deposit slip along with the cash has to be deposited at the bank branches designated to accept the cash investments. The acknowledgement copy of the bank slip received from the bank along with the application form/transaction slip has to be submitted to the ISC for time stamping.

Although investment can be made in cash, repayment in form of redemptions, dividend payments etc. can be only through the banking channel. The pay-out bank details have to be provided in the application form.

Apart from the above-mentioned exception for small investors, application money needs to come through normal banking channels. Instruments or payment modes that are not accepted for payment include Stock-invests, Postal orders, Money orders, Cash (except as discussed above), Outstation cheques and Post-dated cheques (except for systematic investments).

AMCs may also use instruments or payment channels such as RTGS, NEFT, IMPS, direct credit, etc. or any other mode allowed by Reserve Bank of India from time to time, for payments including refunds to unitholders in addition to the cheque, demand draft or dividend warrants.

### **9.8.2 Payment Mechanism for Repurchase of Units**

The investor has various options for receiving the money, due to him from the scheme on repurchase of units:

#### **Cheque**

This is a traditional approach, where the receipt of money in the investor's bank account is delayed on account of the processes involved viz. time taken by the AMC to prepare and send the cheque, time taken by postal authorities/courier to deliver the cheque, time taken by the investor to deposit the cheque in the bank, and time taken by the banking system to transfer the proceeds to the investor's bank account.

#### **Electronic Modes**

Electronic modes allow for the repurchase proceeds to be transferred electronically to the investor's bank account. This is much faster because the various processes mentioned earlier for payment by cheque, are obviated. A Direct Credit from the mutual fund's account to that of the investor can be done provided the investor holds an account with a bank with which the mutual fund has the arrangement to make direct credits. Other electronic modes include RTGS/NEFT/NACH etc. Details such as the account number, branch address, IFSC/MICR code have to be provided to the mutual fund to enable credit to the bank accounts of investors of redemption amounts and dividends. This information is collected at the time of making the application. Electronic modes may not be available to all investors, depending upon their

geographic location and/or the bank and branch with which they hold their account. In such cases, cheques and demand drafts will be used to make payments to the investors.

The redemption proceeds will be paid in favour of the sole/first holder of the folio. If the proceeds are paid by cheque, then the same will be sent to the unitholders address.

For units held in dematerialized form, the redemption proceeds will be paid into the bank account registered with the DP.

It may be noted that for non-resident investors, payment is made by the AMC in rupees. In case the investment has been made on a repatriable basis, and the investor wishes to transfer the money abroad, the costs associated with converting the rupees into any foreign currency would be to the account of the investor. Proceeds of investments made on a repatriable basis can be credited to an NRE or FCNR account, as required by the investor. In case of redemptions by NRIs there will also be tax deducted at source as applicable.

Mutual funds provide investors the facility to register multiple bank accounts to facilitate receiving the redemption, dividends and any other payouts from the fund. An individual investor can register up to five bank accounts and a non-individual investor, ten. The first holder of the folio must be an account holder in each of the accounts that are registered. One of the accounts is designated as the default account, and unless otherwise specified all credits are made to this account by the mutual fund. Investors can change the default bank account at any time by instructing the AMC to do so.

In case of NRI investments, if the payment for the investment was made through an NRO account, then the registered account should also be of the same type. If payment was routed through an NRE account, then the registered accounts can be an NRO or NRE account.

A redemption request may be accompanied by a request to credit the amount to an account other than the default bank account registered with the mutual fund. If this account is among the bank accounts that have already been registered with the mutual fund under the facility to register multiple bank accounts, then the credit will be made to the desired account. If the account has not been registered, then the amount will be credited to the default bank account and the request for change in the bank account will not be processed.

### **Instant Access Facility**

IAF facilitates credit of redemption proceeds in the bank account of the investor on the same day of the redemption request. The MFs/AMCs can offer IAF only in Liquid schemes of the mutual fund. The monetary limit under the IAF is Rs. 50,000 or 90 percent of the latest value of an investment in the scheme, whichever is lower. This limit is applicable per day per scheme per investor. Also, there can be repurchase transactions through the stock exchange platform

or MFU platform.<sup>76</sup>

## 9.9 Cut-off Time and Time Stamping

As seen earlier, the sale and re-purchase prices are a function of the applicable NAV. In order to ensure fairness to investors, SEBI has prescribed cut-off timing to determine the applicable NAV. The provisions, which are uniformly applicable for all mutual funds, are as follows:

Type of Scheme	Transaction	Cut off time	Applicable NAV
Equity oriented funds and debt funds (except liquid and overnight funds) in respect of transaction of any amount <sup>77</sup>	Purchases and Switchins	3.00 pm	Irrespective of the time of receipt of application, NAV of the business day on which the funds are available for utilisation without availing of any credit facility before the cut-off time of that day is applicable.
Type of Scheme	Transaction	Cut off time	Applicable NAV
Liquid fund and Overnight Funds	Purchases and Switchins	1.30 pm	If application received up to the cut off on a day and funds are available for utilisation before the cut-off time, without availing any credit facility, whether intra-day or otherwise then closing NAV of the day immediately preceding the day of the receipt of application is applicable.
			If application received after cut off time on a day and funds are available for utilisation on the same day whether intra-day or otherwise, the closing NAV of the day immediately preceding the next business day is applicable.  [Mutual funds shall calculate NAV for each calendar day for their liquid fund schemes and plans.]

<sup>76</sup>MFs/ AMCs can offer Instant Access Facility (IAF) only in Overnight and Liquid Schemes of the MF. [https://www.sebi.gov.in/legal/circulars/jul-2021/deployment-of-unclaimed-redemption-and-dividend-amounts-and-instant-access-facility-in-overnight-funds\\_51513.html](https://www.sebi.gov.in/legal/circulars/jul-2021/deployment-of-unclaimed-redemption-and-dividend-amounts-and-instant-access-facility-in-overnight-funds_51513.html)

<sup>77</sup> Vide SEBI circular dated September 17, 2020, it was decided that with respect to purchase of units of MF schemes (except liquid and overnight schemes), closing NAV of the day shall be applicable, on which the funds are available for utilisation irrespective of the size and time of receipt of such application. Until now, investors who gave a cheque for below Rs 2,00,000 got the same day's NAV, while those putting more got the NAV of the day when the cheque was realised. This comes into effect from February 1, 2021.

Candidates are advised to read: [https://www.sebi.gov.in/legal/circulars/sep-2020/circular-on-mutual-funds\\_47574.html](https://www.sebi.gov.in/legal/circulars/sep-2020/circular-on-mutual-funds_47574.html) and [https://www.sebi.gov.in/legal/circulars/dec-2020/circular-on-mutual-funds\\_48630.html](https://www.sebi.gov.in/legal/circulars/dec-2020/circular-on-mutual-funds_48630.html) for more details.

			Irrespective of the time of receipt of applications, where the funds are not available for utilisation before the cut-off time, without availing any credit facility, whether intra- day or otherwise, the closing NAV of the day immediately preceding the day on which the funds are available for utilisation.
Equity Oriented Funds, Debt funds (Other than Liquid funds)	Redemptions and Switch outs	3.00pm	Same day NAV if received before cut offtime.
			Next business day NAV for applications received after cut off time.
<b>Type of Scheme</b>	<b>Transaction</b>	<b>Cut off time</b>	<b>Applicable NAV</b>
Liquid funds	Redemptions and Switch outs	3.00 pm	NAV of day immediately preceding the next business day, if received before cut off time.  If redemption request is received through Instant Access Facility (IAF) up to the cut off time, then the lower of: (a) NAV of previous calendar day and (b) NAV of calendar day on which application is received
			Next business day NAV for applications received after cut off time.  If redemption request is received through Instant Access Facility (IAF) after the cut off time, then the lower of: (a) NAV of calendar day on which such application is received and (b) NAV of next calendar day
Overnight funds <sup>78</sup>	Redemptions and Switch outs	Applications received up to 3:00 PM	Closing NAV of the day immediately preceding the next business day will apply.
		Applications received after 3:00 PM	Closing NAV of the next business day will apply.
		Online applications	Cut-off timing extended to <b>7:00 PM</b> for overnight fund schemes.

The above cut-off timing is not applicable for NFOs and International Schemes.

<sup>78</sup>[https://www.sebi.gov.in/legal/circulars/apr-2025/change-in-cut-off-timings-to-determine-applicable-nav-with-respect-to-repurchase-redemption-of-units-in-overnight-schemes-of-mutual-funds\\_93541.html](https://www.sebi.gov.in/legal/circulars/apr-2025/change-in-cut-off-timings-to-determine-applicable-nav-with-respect-to-repurchase-redemption-of-units-in-overnight-schemes-of-mutual-funds_93541.html)

These are explained with some examples below:

Consider the following case as an example:

Assume that in a particular week, Monday, Wednesday, Thursday and Friday are business days, whereas all the other days are non-business days. The week would look as under:

- Sunday – non-business day
- Monday – business day
- Tuesday – non-business day
- Wednesday – business day
- Thursday – business day
- Friday – business day
- Saturday – non-business day

Given the above details, the following are some examples of transactions to understand what NAV would be applicable:

1. An investor submits an application on Monday to buy units of an equity mutual fund scheme for Rs. 3,00,000.

If an application is made on Monday and the fund is realized on Wednesday by 2 pm, it will be Wednesday's NAV. If funds are realized or available for utilisation on Wednesday by 5 pm, then it will be Thursday's NAV.

2. An investor makes an application to purchase units of a liquid fund

If an application is made on Monday and the fund is realized by 1 p.m. on Monday, it will be Sunday's NAV. If it is realized by 3 pm on Monday, it will be Tuesday's NAV. If it is realized by 10 am on Wednesday, it will be Tuesday's NAV.

3. An investor makes an application for redemption of units of equity fund on Monday

If the application is submitted before the cut-off time, the redemption would be processed at Monday's NAV. However, if the application were submitted after the cut-off time, the applicable NAV would be of Wednesday. (Remember: Tuesday is a non-business day).

4. Redemption from the liquid fund, application submitted on Monday

If the application were submitted before the cut-off time, the redemption would be processed at Tuesday's NAV. However, if the application were submitted after the cut-off time, the applicable NAV would be of Wednesday. (Remember: Tuesday is a non-business day).

### **Time Stamping**

The precision in setting cut-off timing makes sense only if there is a foolproof mechanism of capturing the time at which the sale and re-purchase applications are received. This is ensured

through the following:

Mutual funds disclose Official Points of Acceptance (OPoAs) and their addresses in the SID and their website. All transaction requests need to be submitted at the OPoAs. The time stamping on the transaction requests is done at the official points of acceptance.

As a convenience, the distributor may accept the transaction request from the investor, but this would need to be sent to an OPoA at the earliest. When the cut-off timing is applied, the time when it is submitted to the OPoA is relevant—not the time when the investor submits the transaction request to the distributor.

These points of acceptance have time-stamping machines with a tamper-proof seal. Opening the machine for repairs or maintenance is permitted only by vendors or nominated persons of the mutual fund. Such opening of the machine has to be properly documented and reported to the Trustees.

Applications are sequentially numbered from the first number of the machine to the last number of the machine before a new numbering cycle is started for the machine. The daily time stamping of the application does not start with serial 1.

Application for purchase of units is stamped with automatically generated location code, machine identifier, serial number, date and time; the reverse of the payment instrument has to be similarly stamped with the same number; the acknowledgement issued to the investor gets a similar stamp.

Application for re-purchase and investor's acknowledgement are stamped with the same information.

Similarly, applications for non-financial transactions like the change of address, and investor's acknowledgement are stamped. However, here stamping of time is not relevant; the date stamping is pertinent.

For online transactions, the time as per the web server to which the instruction goes is used in determining the NAV for sale/re-purchase transactions.

### **9.10 KYC Requirements for Mutual Fund Investors**

All investors, both individual and non-individual, including joint holders, NRIs, PoA holders and its issuers, and guardians in the case of minors have to be KYC compliant, irrespective of the investment value. This applies for transactions such as new/additional purchases, switch transactions, new systematic investment plan (SIP)/micro-SIP registrations received from the effective date, new systematic transfer plan (STP) registrations from the effective date, new Transfer of Income Distribution cum capital withdrawal plan (or Dividend Transfer Plan – DTP) registrations from effective date.

The KYC process involves establishing the identity and address of the investor as required under the Anti-Money Laundering Laws. The application for investment must be accompanied

by the acknowledgement for having completed the KYC process issued by the KYC Registration Agency (KRA).

Broadly, mutual fund investors need to submit the following documents to the distributor or other capital market intermediary registered with SEBI, such as stock broker and depository participant. The information is updated in the central system of the KRA.

### 9.10.1 KYC Documents

For the KYC process (for establishing proof of identity and address), the following documents are required:

- **Permanent Account Number (PAN) Card** with photograph is mandatory for all applicants except those who are specifically exempt from obtaining PAN. *This serves as the proof of identity.* With a view to bring about operational flexibility and in order to ease the PAN verification process, SEBI has provided that market intermediaries may verify the PAN of their clients online at the Income Tax website without insisting on the original PAN card, provided that the client has presented a document for Proof of Identity other than the PAN card.
- There are some PAN exempts mutual fund investment. See Box 9.2 for details.
- The following categories of investors are exempt from producing PAN:
  - In case of transactions undertaken on behalf of the Central/State government and by officials appointed by the court.
  - Investors residing in the state of Sikkim.
  - UN entities/Multilateral agencies exempt from paying taxes/filing tax returns in India.
  - Investments (including SIPs and lump sum investments) in Mutual Fund schemes up to Rs. 50,000/- per investor per year per mutual fund.

These categories of investors however have to provide an alternate document such as the Aadhaar card, Passport, Voter's Id, Driving License or other photo-identity card which serve as the **proof of identity**.

- **Proof of Address** such as Passport, Voter's Id, Ration card, Driving License, bank account statement, utility bill and other specified documents. If the address for communication and permanent address are different then documentary proofs have to be provided for both. The proof of address in the name of the spouse may be accepted.

The copies of the documents produced have to be self-attested and the originals have to be provided for verification purpose. In case, the originals are not produced for verification then the copies of the documents must be attested by persons authorized to do so. The KYC formats have been prescribed by SEBI<sup>79</sup>.

---

<sup>79</sup> <https://www.amfiindia.com/kyc>

### **Box 9.2: PAN Exempt Investments in Mutual Funds**

Providing Permanent Account Number (PAN) is compulsory for all mutual fund investments. An exception has been made for Micro-SIPs i.e., SIPs where annual investment (12 month rolling or April-March financial year) does not exceed Rs 50,000. Similarly, as discussed earlier in this chapter, small investors investing up to Rs. 50,000 per mutual fund per financial year do not need to provide PAN Card. Rs. 50,000 is a composite limit for the small investor's Micro-SIP and lump sum investments together.

Investment by individuals, minors and sole-proprietary firms within the limits specified above are exempted from the requirement of PAN card. However, the KYC norms have to be complied with a SEBI registered KRA. Investors must quote the PAN Exempt KYC Reference Number (PEKRN) issued by the KRA and submit a copy of the letter with the application form.

Instead of the PAN, the investors (including joint holders) can submit any one of the following PHOTO IDENTIFICATION documents for KYC verification:

- Voter Identity Card
- Driving License
- Government / Defense identification card
- Passport
- Photo Ration Card
- Photo Debit Card (Credit card not included because it may not be backed up by a bank account)
- Employee ID cards issued by companies registered with the Registrar of Companies
- Photo Identification issued by Bank Managers of Scheduled Commercial Banks / Gazetted Officer/Elected Representatives to the Legislative Assembly / Parliament
- ID card issued to employees of Scheduled Commercial / State / District Co-operative Banks
- Senior Citizen / Freedom Fighter ID card issued by Government
- Cards issued by Universities/deemed Universities or institutes under statutes like Institute of Chartered Accountants of India, Institute of Cost Accountants of India and Institute of Company Secretaries of India
- Permanent Retirement Account Number (PRAN) card issued to National Pension System (NPS) subscribers by CRA (NSDL)
- Any other photo ID card issued by Central Government / State Governments / Municipal authorities / Government organizations like ESIC / EPFO.

The Document must be current and valid and the copy shall be self-attested by the investor/attested by the ARN holder mentioning the AMFI Registration Number (ARN).

## 9.10.2 KYC Registration Agencies

### ***Centralised KYC Registration Agencies***

SEBI has instituted a centralised KYC process for the capital market, including mutual funds. This is a significant benefit for the investor. Based on the completion of the KYC process with one capital market intermediary, the investor can invest across the capital market. KYC Registration Agencies (KRAs) facilitate this centralised KYC process.

Once a capital market intermediary has performed an In-Person Verification (IPV) of the investor and other documentation requirements are in place, and the intermediary uploads the investor's data to the database of a KRA, the KYC is valid across the capital market. The investor can benefit from that KYC to invest in any part of the capital market (not limited to mutual funds).

SEBI circulars dated August 22, 2011, October 5, 2011, and December 26, 2013, on uniform KYC norms prescribed a standard account opening form (AOF). Part I of the form contains the basic KYC details of the investor used by all SEBI registered intermediaries and Part II of the form contains additional information specific to dealing in the stock exchanges.

Vide Notification dated November 26, 2015, the Government of India authorised the Central Registry of Securitisation and Asset Reconstruction and Security Interest of India (CERSAI) to act as and to perform the functions of the Central KYC Record Registry under the PML Rules 2005, including receiving, storing, safeguarding and retrieving the KYC records in digital form of all the clients in the financial sector.<sup>80</sup>

The KYC template finalised by CERSAI has to be used by the registered intermediaries as Part I of the AOF for individuals. The registered intermediaries shall upload the KYC data with Central KYC Records Registry (cKYCR) in respect of all individual accounts opened on or after August 1, 2016, where KYC is required to be carried out as per the circulars issued by SEBI from time to time. Some of the key functions of the Central KYC Registry have been mentioned below:

- It shall be responsible for electronically storing, safeguarding and retrieving the KnowYour Customer (KYC) records and making such records available online to reporting entities or Director.
- Central KYC Registry shall disseminate information updated about a customer on request to any reporting entity that avail the services of the Central KYC Registry in respect of the customer.

---

<sup>80</sup>Client as defined in clause (ha) sub section (1) of Section 2 of the Prevention of Money Laundering Act, 2002 dated November 2015.

- The services of the Central KYC Registry will be available on payment of the prescribed fee, in advance.
- It shall process the KYC records received from a reporting entity for de-duplication and issue a unique KYC Identifier for each client to the reporting entity.

Where a customer submits a KYC identifier to a reporting entity, then such reporting entity shall download the KYC records from the Central KYC Registry by using the KYC Identifier and shall not require a customer to submit the documents again unless:

- There is a change in the information of the customer as existing in the records of the Central KYC Registry.
- The current address of the client is required to be verified.
- The reporting entity considers it necessary in order to verify the identity or address of the client, or to perform enhanced due diligence or to build an appropriate risk profile of the client.

### ***KYC through e-KYC service of UIDAI***

In consultation with the Unique Identification Authority of India (UIDAI) and the market participants, the e-KYC service launched by UIDAI has also been accepted as a valid process for KYC verification. The information containing relevant client details and photograph made available from UIDAI as a result of the e-KYC process shall be treated as sufficient proof of Identity and Address of the client. However, the client shall have to authorize the intermediary to access his data through the UIDAI system.

Entities in the securities market, as may be notified by the Central Government, shall be allowed to undertake Aadhaar Authentication under section 11A of the PMLA. These entities would be registered with UIDAI as KYC user agency (KUA) and shall allow all the SEBI registered intermediaries/mutual fund distributors to undertake the Aadhaar Authentication of their clients for the purpose of KYC through them.

The SEBI registered intermediaries/mutual fund distributors, who want to undertake Aadhaar authentication services through KUAs, shall enter into an agreement with any one KUA and get themselves registered with UIDAI as sub-KUAs. The agreement in this regard shall be prescribed by UIDAI. Upon notification by the Central Government/registration with UIDAI, the KUAs and sub- KUAs shall adopt the following process for the Aadhaar e-KYC of investors (resident) in the securities market.

### ***KYC through Intermediaries***

Where the investors choose to hold the units in demat form or for applicants who choose to invest through the stock exchange infrastructure, the KYC performed by the Depository Participant will be considered in compliance with the KYC norms.

Additional details of the investor, namely occupation, Gross Annual Income/ Net worth and Politically Exposed Persons (PEP) status are also captured in the application form by mutual funds. This is mandatory information and has to be provided both by individuals and non-individuals.

Centralised KRAs have made the KYC process simpler for investors. Mutual funds, depositories, registrars and transfer agents, KYD compliant mutual fund distributors and brokers are authorised to facilitate the KYC documentation of investors.

### **9.10.3 KYC Process**

KYC Process entails the following:

- The requisite form has to be filled-in along with supporting documents. The supporting documents (identity and address proof) are verified with the original documents. Alternatively, the investor can provide a True Copy attested by a Notary Public, Gazetted Officer or Manager of a Scheduled Commercial Bank.
- The original documents of the identity and address proof are returned to the investor after verification while the forms and supporting documents are uploaded in the server of any centralised KRA.
- The intermediaries mentioned above are also authorised to perform an In-Person Verification (IPV) of the investor, which is mandatory. The name, designation and organisation of the person conducting the IPV has to be recorded on the KYC form. An IPV performed by Scheduled Commercial Bank is also acceptable for mutual fund investments.

Once these processes are completed and the details are uploaded on the KRA's servers, the KYC process is complete. The investor does not need any further KYC for dealing in any part of the securities market (depository, stock exchange transactions, mutual fund transactions etc.).

Similarly, in the event of change of address or any other information, the mutual fund investor needs to fill the standard form and follow the prescribed process only once, with any of the intermediaries mentioned above. Based on that, the information will be updated with all the mutual funds and other capital market related parties where the investor has invested.

SEBI has eased the Know Your Client (KYC) Process by enabling Online KYC, use of Technology/ App by the registered intermediary. The use of technological innovations that can facilitate online KYC has been allowed. This facilitates the investors to complete the KYC without the requirement of physically visiting the office of the intermediary. SEBI has enabled the usage of eSign, Digi locker and electronic signature as permitted by the Government of India under the Information Technology Act, 2000 and the Rules made thereunder.

The process involves the investor visiting the app or the online website of the Registered

Intermediary (RI) and then filling up the KYC form online along with the submission of documents too online. Details like the name, photograph, address, mobile number, email id, bank details of the investor are captured online along with the PAN, signed cancelled cheque which is provided through eSign. This is then verified through various means. The mobile number and email are verified through a One Time Password (OTP) or other verifiable mechanism. The Aadhar number is verified through the UIDAI authentication system, PAN is verified through the online Tax database, bank account system is verified through penny drop mechanism or some other mechanism using API of the bank. Any other officially verified documents have to be submitted through Digi locker or eSign mechanism. Once this is done the online process can be completed by the investor taking a printout of the KYC form and submitting this along with their wet-signature through a scanned copy under eSign or affixing the online cropped signature and submitting the same to the RI by eSign.

The enablement has been done to facilitate investor to submit their Officially Valid Documents (OVDs) for the purpose of KYC to the SEBI intermediary's online/digital platform, App, through e-mail or electronic means.

The Hon'ble Supreme Court in its judgement dated April 30, 2025, emphasized the need for equal and accessible inclusion of persons with disabilities for availing financial services and directed to ensure that the process of digital KYC is accessible to persons with disabilities. In order to make the digital KYC process inclusive and accessible, FAQ on Account opening by Persons with Disabilities has been revised and is available on 'SEBI Website → FAQs → Know Your Client Requirements, Demat / Trading Account Opening → FAQ on Account Opening by Persons with Disabilities.'<sup>81</sup>

#### *KYC for Minors*

Where a minor makes an investment, KYC requirements have to be complied with by the Guardian. The proof of age of the minor has to be provided.

#### *KYC for Power of Attorney holder on behalf of an investor*

In the case of investments by a Power of Attorney (PoA) holder on behalf of an investor, KYC requirements have to be complied with, by both, investor and PoA holder. A PoA holder cannot apply for KYC compliance on behalf of the issuer of the PoA.

#### *KYC for NRIs*

For NRI investors PAN is the sole identification number for KYC compliance. A copy of the passport/PIO card/OCI card and overseas address proof is mandatory.

---

<sup>81</sup> [https://www.sebi.gov.in/sebi\\_data/faqfiles/may-2025/1747995205392.pdf](https://www.sebi.gov.in/sebi_data/faqfiles/may-2025/1747995205392.pdf)

#### 9.10.4 Additional Requirements applicable for Institutional Investors

Since institutional investors are not natural persons, authorised individuals invest on behalf of the institution. Therefore, the following additional documents are essential:

- Eligibility for the investing institution to invest. For instance, a company/trust is eligible to invest under the laws of the country, but the company's own incorporation documents (Memorandum of Association and Articles of Association or Trust Deed) may not have provided for such investments. The company/trust cannot invest if its incorporation documents do not provide for investments of this type. Similarly, in some states, permission of the Charity Commissioner is necessary, before Religious and Charitable Trusts can invest.
- Authorisation for the investing institution to invest. This is typically in the form of a Board Resolution.
- Authorisation for the official to sign the documents on behalf of the investing institution. This again is provided for in the Board Resolution. In case of other non- individual investors, too the list of authorised signatories would be required. The mutual fund can allow transactions only if the transaction form/slip carries the signature of any (one or more, as required) of the authorised signatories.
- SEBI has mandated that investor other than individuals have to provide details of the 'Ultimate Beneficial Owner' (UBO) of the investments and submit documents to establish their identity of such UBOs through any of the identity proofs acceptable under the KYC norms. An UBO of a company is one who owns or is entitled to more than 25 percent of its shares or profits, more than 15 percent in case of partnerships and body of persons. In case of a trust, this includes the settler, the trustees, and the beneficiaries who are entitled to 15 percent or more of the benefits. The UBO requirements are not applicable to listed companies or subsidiaries of the same.

These documentation requirements for institutional investors are in addition to the normal KYC documentation, discussed earlier.<sup>82</sup>

#### Legal Information and Mandatory Declarations

As part of the Client Due Diligence (CDD) process under the Prevention of Money Laundering Act, all categories of investors of SEBI registered intermediaries, which includes mutual funds, except individual investors and a company that is listed on a stock exchange or is a majority owned subsidiary of such a company is required to provide the information to establish and verify the identity of the persons who beneficially own or control the securities account. The proof of identity of the Ultimate Beneficial Owner (UBO) such as Name/s, Address,

---

<sup>82</sup>Candidates are advised to refer to the FREQUENTLY ASKED QUESTIONS ON KYC NORMS FOR THE SECURITIES MARKET issued by SEBI on June 14, 2024.  
[chrome-extension://efaidnbmnnnibpcajpcglclefindmkaj/https://www.sebi.gov.in/sebi\\_data/faqfiles/may-2024/1715694256793.pdf](chrome-extension://efaidnbmnnnibpcajpcglclefindmkaj/https://www.sebi.gov.in/sebi_data/faqfiles/may-2024/1715694256793.pdf)

PAN/Passport together with self-attested copy and the UBO declaration form has to be submitted to the AMC/RTA. In case there is a change in the UBO then the same should be intimated to the AMC/RTA.

#### **9.10.5 Foreign Account Tax Compliance Act and Common Reporting Standards**

To comply with the requirements of the Foreign Account Tax Compliance Act (FATCA) and Common Reporting Standards (CRS) provisions, financial institutions, including mutual funds, are required to undertake a due diligence process to identify foreign reportable accounts and collect such information as required under the said provisions and report the same to the US Internal Revenue Service/any other foreign government or to the Indian Tax Authorities for onward transmission to the concerned foreign authorities. The application form requires information to be provided if the citizenship/nationality/place of birth/tax residency are places other than India for all categories of investors. The countries of tax residency and respective taxpayer reference ID has to be provided. Once an investor is identified as covered under the said regulation, the entire investment value of all the folios held will be reported. The identity of the investors and their direct and indirect beneficiaries and controlling persons will be reported. If there is a change in the status of the investor after the information is first provided, then the same has to be reported to the mutual fund within 30 days.

#### **9.11 Systematic Transactions**

Mutual funds provide transactional facilities that allow investors to tailor investments and structure pay-outs to suit their specific needs and goals. Systematic transactions, such as systematic investments, withdrawals and transfers, enable periodic investments and withdrawals that investors can align to the available investible surplus, need for regular funds or rebalancing the investments to manage risks. Signing up for systematic transactions also enables these transactions to be executed without the intervention of the investor everytime, thus protecting the portfolio from investor inertia.

##### **9.11.1 Systematic Investment Plan (SIP)**

It is considered a good practice to invest regularly, particularly in volatile markets such as equity markets. SIP is an approach where the investor invests constant amounts at regular intervals. A benefit of such an approach, particularly in equity schemes, is that it averages the unitholder's cost of acquisition since more units are bought for the same amount of investment when the price/markets are down and fewer units when the price/markets are up.

Suppose an investor were to invest Rs 1,000 per month for 6 months. If, in the first month, the NAV is Rs 10, the investor will be allotted  $\text{Rs } 1,000 \div \text{Rs } 10$  i.e., 100 units. In the second month, if the NAV has gone up to Rs 12, the allotment of units will go down to  $\text{Rs } 1,000 \div \text{Rs } 12$  i.e., 83.333 units. If the NAV goes down to Rs 9 in the following month, the unit-holder will be allotted a higher number of  $\text{Rs } 1,000 \div \text{Rs } 9$  i.e., 111.111 units.

Thus, the investor acquires his units at lower than the average of the NAV on the 6 transaction dates during the 6 months – a reason why this approach is also called *Rupee Cost Averaging*. Systematic investing allows investors to buy into a volatile market overtime at an average price without having to predict market movements.

It is easier for investors to generate the smaller amounts required to invest through a periodic investment plan than the large sums required to make lump sum investments. Saving for goals becomes easier when investible surpluses are periodically invested.

Mutual funds make it convenient for investors to lock into SIPs by investing through Post-Dated Cheques (PDCs), NACH or Standing Instructions (SI).

An SIP can be used to initiate a fresh purchase in a scheme and open a folio or make additional purchases in an existing folio. The initial investment to initiate an SIP purchase is typically lower than that for a lump-sum purchase. An SIP can also be initiated during a New Fund Offer (NFO).

### **9.11.2 Systematic Withdrawal Plan (SWP)**

Just as investors do not want to buy all their units at a market peak, they do not want to risk redeeming all their units in a market trough. Investors can therefore opt for the safer route of offering for re-purchase a constant value of units over a period of time.

Suppose an investor registers to withdraw Rs. 1,000 per month for 6 months. If in the first month, the NAV is Rs 10, the investor's unit-holding will be reduced by  $\text{Rs. } 1,000 \div \text{Rs. } 10$  i.e., 100 units. In the second month, if the NAV has gone up to Rs. 12, the unit-holding will go down by fewer units viz.  $\text{Rs. } 1,000 \div \text{Rs. } 12$  i.e., 83.333 units. If the NAV goes down to Rs 9 in the following month, the unit-holder will be offering for re-purchase a higher number of units viz.  $\text{Rs } 1,000 \div \text{Rs } 9$  i.e., 111.111 units.

Thus, the investor re-purchases his units at an average NAV during the 6-month period. The investor does not end up in the unfortunate position of exiting all the units in a market trough. Since units are being redeemed, exit loads and taxes will apply. The effect of exit loads will increase the number of units that needs to be redeemed to withdraw a fixed amount of money since it reduces the effective price for the investor.

In the earlier example, if there was an exit load of 1 percent then the first tranche of withdrawal when the NAV is at Rs.10 will be for 101.0101 units since the exit load of 1 percent reduces the applicable NAV for the investor to Rs.9.90 from the Rs.10. In order to get Rs.1000 the investor, therefore, has to redeem 101.0101 units.

Mutual funds make it convenient for investors to manage their SWPs by registering the amount, periodicity (generally, monthly) and period for their SWP. Some schemes even offer the facility of transferring only the appreciation or the dividend.

In this option, the withdrawal is not fixed but will vary depending upon the availability of appreciation in the specific investment chosen by the investor. The advantage of a variable SWP relative to a fixed amount of withdrawal is that the capital invested will not be withdrawn. Depending upon the type of SWP chosen the mutual fund will re-purchase or redeem the appropriate number of units of the unit-holder, without the formality of having to give a re-purchase instruction for each transaction. An investor may opt for SWP for several reasons:

- To minimise the risk of redeeming all the units during a market trough.
- Meet liquidity needs for regular expenses.
- Assuming the scheme is profitable, the re-purchase ensures that some of the profits are being regularly encashed by the investor.

### **9.11.3 Systematic Transfer Plan (STP)**

This is a variation of SWP. While in a SWP the constant amount is paid to the investor at the pre-specified frequency, in a STP, the amount that is withdrawn from a scheme (called the source scheme) is re-invested in some other scheme (called the target scheme) of the same mutual fund. Thus, it operates as a SWP from the source scheme, and a SIP into the target scheme. Since the investor is effectively switching between schemes, it is also called “switch” if it is just one transaction or tranche. If there are multiple tranches over a fixed period on pre-defined date of an amount that is defined ahead, then it is an STP. The transfer of funds from the source scheme is equivalent to redemption. Exit loads and taxes will apply like any other redemption transactions. The minimum investment and redemption limits specified by the mutual fund for the schemes will not apply to an STP. The mutual fund will also specify the source schemes from which the switch/transfer can be made and the target schemes into which the switch/transfer can be made. If the unit-holder were to do this SWP and SIP as separate transactions.

- The Unit-holder ends up waiting for funds during the time period that it takes to receive the re-purchase proceeds, and has idle funds, during the time it takes to re-invest in the second scheme. During this period, the market movements can be adverse for the unit-holder.
- The Unit-holder has to do two sets of paper work (Redeem and Purchase) for every period.

The STP offered by mutual funds is a cost-effective and convenient facility. It can be used by investors to make periodic investments into a volatile market such as equity, or to rebalance a portfolio, or to book profits. Investors can choose to transfer a fixed amount each period or to transfer the appreciation in a scheme.

## Example

An investor who holds lump sum amount of Rs.10 lakhs in a short-term debt fund and registers for an STP to transfer Rs.100000 each month over 10 instalments to a diversified equity scheme of the same mutual fund. There is an exit load of 0.25 percent on redemption from the short-term debt fund up to three months from the date of allotment and no exit load thereafter.

The first 3 instalments of Rs.1,00,000 transferred will be after the exit load of 0.25 percent. The load chargeable on each instalment will be Rs.250 and the amount transferred to the equity scheme will be Rs. 99750. After the third instalment, there will be no exit load and the full amount of Rs.1,00,000 will be transferred. Any return earned on the short-term debt fund will be taxed as applicable.

The AMC may offer systematic transactions such as SIP, SWP and STP for the investment strategies launched under the SIF, while ensuring compliance with the minimum investment threshold.

### 9.11.4 Switch

A *switch* is a redemption from one scheme and a purchase into another combined into one transaction. For example, investors who believe that equity markets have peaked and want to book profits can switch out from an equity scheme and switch into a short-term debt fund.

### 9.11.5 Transfer of Income Distribution cum capital withdrawal plan

Transfer of Income Distribution cum capital withdrawal plan (DTP) is a facility that allows investors to invest the dividend earned in a mutual fund investment into another scheme of the same mutual fund. Investors with a low risk profile can get some benefits of diversification by transferring dividends earned from debt funds into equity funds. Similarly, dividends earned in equity funds can be transferred into debt funds to rebalance the portfolio and manage risks. Mutual funds decide the schemes, plans and options from which the dividends can be transferred and the target schemes to which they can be transferred.

The investor must hold units in the Income distribution cum capital withdrawal (dividend) option of a scheme to sign up for this facility. Once the investor registers a Transfer of Income Distribution cum capital withdrawal plan, any existing instruction for Pay-out of Income Distribution cum capital withdrawal plan or Re-investment of income distribution cum capital withdrawal will be overridden. All the units held under the scheme, plan and option selected for Transfer of Income Distribution cum capital withdrawal plan will be covered under the transfer. The investor has to clearly identify the source scheme, plan and option from which the transfer has to be made and the target scheme, plan and option to which the dividend should be transferred. The units in the target scheme will be held in the same folio as the source scheme. The minimum application amount specified for the target scheme will not

apply to investments made under a Transfer of Income Distribution cum capital withdrawal plan. The mutual fund may specify a minimum amount of dividend that can be transferred. The dividend is invested in the target scheme on the next business day after the record date for the Pay-out of Income Distribution cum capital withdrawal plan in the source scheme.

Mutual funds may require the Transfer of Income Distribution cum capital withdrawal plan enrolment form to be registered a specific number of days before the record date for the dividend. The Transfer of Income Distribution cum capital withdrawal plan mandate will stand automatically terminated when the unit holding in the source scheme becomes nil. It can also be terminated by sending a written request to the mutual fund.

### **9.12 Operational aspects of Systematic Transactions**

Mutual funds specify the schemes in which systematic transactions are offered. The fund also specifies the minimum investment for each tranche, the dates on which the transactions can be conducted and the minimum period for which the investor can sign up. From the available options, the investor can choose the amount of the periodic transaction, the frequency (monthly, quarterly, semi-annual, annual), the period over which the transaction will be done and the dates. In case of a minor investor, however, the SIP will be registered only till the date of the minor attaining majority even though the instructions may be for a period beyond the date of majority. A default SIP date, frequency, end date may be specified by the scheme which will be applied in case the investor does not make a selection. Mutual funds may also offer the facility to increase the instalment amount periodically.

A new investor has to submit both the application form as well as the SIP enrollment form to register for an SIP. The information provided in both forms have to tally. In case of an existing investor only the SIP enrollment form has to be submitted. The enrollment form requires the names, PAN and KYC compliance of all the holders of the folio and their signatures. For existing investors only, the folio number needs to be provided. The enrollment form has to be signed as per the mode of holding of the existing folio. The investment details to be provided in the form includes the scheme, plan and option selected. The SIP details to be provided are the SIP amount, frequency, SIP date and the start and end date for the SIP period. The details of the bank account that is registered for NACH/Direct Debit/Standing Instructions for the SIP should be provided in the form. The information available under the folio, such as unit holder details and mode of holding, will apply to the SIP investments also. The signature of the investor in the application form/folio records and enrollment form has to be the same. In case the existing folio is operated jointly then the SIP form has to be signed by all the holders.

The enrollment form has to be submitted to the mutual fund a specified number of days before the first instalment, typically 15 to 30 days. For example, assume a mutual fund requires a registration time of 30 days for an SIP enrollment. An investor submits an enrollment form on 5<sup>th</sup> September and selects 15<sup>th</sup> as the SIP date. The first instalment will be 15<sup>th</sup> of October since 30 days are required for registration. The enrollment time may come

down if investors already have a One-Time Mandate (OTM) registered in the folio for making payments.

The payment modes accepted for SIPs include post-dated cheques and electronic payment modes such as NACH, direct debit and standing instructions (SI). The cheque numbers, date and amount for each cheque has to be provided. An authorization to the bank to execute the electronic payment has to be signed which will be registered with the bank by the mutual fund. To avail of the NACH facility of the RBI, the applicant should have an account with a bank in a city where RBI approves the facility and the bank should participate in the local MICR clearing. Direct debit and Standing Instructions are facilities that the investor can use if they hold an account with a bank and in a branch that has a tie-up with the mutual fund. The first instalment should accompany the enrollment form. This can either be through a cheque drawn on the bank which is registered for NACH/Direct Debit/SI for the SIP, or any other bank provided a photocopy of a cheque drawn on the bank registered for the electronic payment is also enclosed with the enrollment form. Alternatively, the first instalment need not be paid by cheque, if the enrollment form is attested by the bank which is registered for debiting the instalments.

### **SIP Top-up Facility**

Mutual funds provide an additional facility through an SIP to enhance the disciplined savings of investors. It is called the SIP Top-Up facility. Investors have the option to increase the SIP amount at intervals chosen by them. The increase can be of a fixed amount or a percentage of the existing SIP amount. For example, assume an investor has registered for a monthly SIP of Rs.2500 for a 3-year period and has also signed up to top-up the SIP at an annual frequency by Rs.500. In the first year the SIP instalment will be Rs. 2500. The second-year each monthly instalment will be increased by Rs. 500 to Rs. 3000 and in the third year it will go up to Rs.3500. If the investor had instead signed up for a 10 percent annual increase, then the SIP instalment goes up to Rs.2750 (2500 +10 percent of 2500) in the second year and Rs.3025 (2750+ 10 percent of 2750) in year 3. The top-up facility helps investors increase their savings with time as income and investible surpluses go up. Investors have the option to either set an upper limit for the SIP with the Top-up facility or the date from which the SIP Top-Up amount will cease. Once it reaches the pre-defined upper limit or the pre-defined date, the Top-up facility is discontinued. However, the SIP amount along with the Top-up amount will remain constant until the end of the SIP tenure.

Investors register for the Top-up facility at the time of enrolling for the SIP. An existing SIP investor can also register for a Top-up facility. The details of the existing SIP, such as scheme/plan, frequency, duration and amount have to be correctly provided while registering for the top-up facility. Mutual funds may not offer the Top-up facility for Micro-SIPs or it may be subject to the condition that the SIP amount and the Top-Up together does not exceed Rs. 50,000 in a rolling 12-month period or financial year.

## **Renewal and Cancellation of SIP**

To renew an SIP, a renewal form has to be submitted giving details of the scheme, plan and option, SIP amount, SIP date and period.

An SIP can be cancelled by giving due notice of the same to the AMC by providing details of the SIP such as folio number, scheme name, option, bank details and mode of payment. The period of notice required will be specified by the AMC. The bank mandate, in case of electronic payment mode, also has to be cancelled. An SIP may also stand cancelled if there are insufficient funds in the bank account when payment is due.

The same can be done online or offline through Asset Management Company (AMC) website/app, with the help of MFDs, through investment platforms and bank standing instructions etc.

## **Registration and Cancellation of SWP**

In case of systematic withdrawals, the investor has to register the SWP with the mutual fund and specify details such as the scheme, plan, option, amount of withdrawal, frequency and the period of the SWP. The selections have to be made from the options provided by the mutual fund. The mutual fund may specify a minimum period before the first withdrawal before which the enrollment form has to be submitted. The credits will be made to the default bank account, or any other account as required by the investor and registered with the mutual fund. The mutual fund may specify the minimum amounts for each tranche of a systematic withdrawal transaction. Typically, this is lower than what is specified for a redemption from the scheme.

An SWP will stand cancelled when all the units are redeemed. Investors can choose to cancel SWP by giving notice in writing to the mutual fund giving full details of the mandate such as scheme name, plan, option, folio details, SWP amount, frequency and period.

## **Registering and Cancellation of STP and Switches**

In case of systematic transfers and switches, the source and target schemes have to be selected at the time of registering the STP or Switch. The schemes from and to which transfers and switches can be made are defined by the mutual fund. The minimum amount of transfer is also fixed by the mutual fund. The investor in the form for registering the STP selects the frequency, number of instalments and the dates of the transfer. Mutual funds will require a notice period for registering and cancelling the STP.

The investor using the Transaction slip will give a Switch instruction. The investor has to provide the folio number, scheme, plan and option from which the switch will be made. The switch can be defined in rupees or the number of units. The scheme, plan and option into which the switch has to be made should be provided. The units of the target scheme acquired under a switch or transfer will be under the same folio as the source scheme.

## **Execution of Systematic Transactions**

Each tranche of a systematic transaction will be executed at the applicable NAV on the date of the transaction. In case of transfers, each leg of the transfer (redemption and purchase) will be executed at the applicable NAV for each scheme. The investor will have to bear the loads and taxes as applicable. A systematic transaction can be cancelled at any time by giving the mutual fund notice in writing.

### **Triggers**

It is not uncommon for investors to rue missed opportunities of buying or selling because they could not give the requisite instructions in time. This is addressed through the trigger option that is offered by some mutual funds.

For instance, an investor can book profits by specifying that the units would be re-purchased if the market reaches a particular level. In that case, once the market reaches that level, the units would be re-purchased, without the need for going through a separate re-purchase documentation. It stands to reason that if the market continues to go up after the trigger is activated, the investor loses on the further gain. A date trigger instructs the mutual fund to redeem the units specified on a particular date. Alternatively, the investor could set a stop-loss trigger by identifying the level of the NAV or the percentage depreciation in the value of the investment at which the investment should be redeemed so that the investment is protected from a further fall in value.

Similarly, an investor can set a trigger to transfer money into an equity scheme when the market goes down, say 20 percent, or the transfer can be triggered by a fall in the NAV of the equity scheme by a defined percentage. This would help the investor conveniently increase his position in equities, when the markets decline. Typically, triggers are set on the value of indices or the investment. Investors can choose to redeem just the appreciation or the entire holding value on the activation of the trigger or a percentage of the current value of the investment. Investors will choose this depending upon the type of trigger. For example, a stop loss trigger may go with redeeming the entire investment value while an appreciation trigger may be paired with redeeming the amount of appreciation. Investors may also choose to switch to another scheme on the activation of the trigger. Mutual funds decide the type of triggers that will be offered and the schemes on which they will be offered. For each investment under a folio, a separate trigger facility request has to be made. A notice period may be specified by the mutual fund for registering and cancelling a trigger facility. A trigger is a one-time facility that extinguishes when the trigger is activated and the corresponding action is completed.

## 9.13 Non-Financial Transactions in Mutual Funds

### 9.13.1 Nomination

Most investors like clarity about what would happen to their unit-holding, in the unfortunate event of their demise. This clarity can be achieved by executing a Nomination Form, where the nominee's name is specified. The nomination made in a folio applies to all the investments held under the folio. Nomination can be made in favour of number of nominees and in the manner as prescribed by SEBI. Where there are multiple nominees, the unitholder(s) must define the percentage holding for each nominee making a total of 100 percent.

If the percentages are not clearly indicated, then the nomination will be made equally among the nominees. In case of a folio held in the name of a single individual, the nomination is required unless the holder specifically confirms their intent not to nominate at the time of making the application. In the case of joint holding, every unit-holder will have to sign the nomination form, irrespective of the mode of holding. Only individual investors can make a nomination. Investments by minors cannot have a nomination. A Power of Attorney holder cannot make a nomination.

#### *Nominees*

The nominee can be an individual, including minors and NRIs, central and state governments and local authorities. If the nominee is a minor, then a guardian too can be specified. A nomination cannot be made in favour of a trust (except a religious or charitable trust), society, body corporate, partnership, Karta of a HUF or a Power of Attorney holder.

#### *Change in Nomination*

A nomination can be changed or cancelled at any time. The change or cancellation has to be made by all the unitholders who made the original nomination, irrespective of the mode of holding. When a new nomination is registered with the AMC, the earlier nomination made, if any, stands automatically superseded. The death of a nominee will cancel the nomination made, if it is a single nominee. If there are multiple nominees, in the event of the death of one or more nominees the transmission of units will be made in favour of the remaining nominee(s).

#### *Nomination in case of demat holdings of mutual fund*

For units held in dematerialized mode, the nominee made for the demat account will apply. Such nominations will be governed by the bye-laws of the depository.

#### *Nominee to act on behalf of incapacitated investors<sup>83</sup>*

---

<sup>83</sup> SEBI circular no. SEBI/HO/OIAE/OIAE\_IAD-3/P/ON/2025/01650

Mutual fund investors have the option to empower any one of the nominees (excluding minor nominees) to operate the investor's account / folio, if the investor is physically incapacitated, but still has the capacity to contract. Further, the investor can specify either percentage or absolute value of assets in the account / folio that can be encashed by such nominee. The investor can change such mandate any number of times without any restriction.

### **9.13.2 Pledge/Lien of Units**

Banks, NBFCs and other financiers often lend money against the pledge of Units by the Unitholder. This is affected through a *Pledge Form* executed by the unit-holder (*pledger*). The form has a provision for specifying the party in whose favour the units are pledged (*pledgee*). The units that are offered as security for a loan should have completed the lock-in period if any. All the unit-holders, irrespective of the mode of holding, of the folio, must sign the form requesting the marking of the lien in favour of the lender. The form should clearly state the name of the unit-holder(s) as it appears in the folio, identify the scheme, plan and option and the number of units on which the lien should be marked. A non-individual entity must enclose a board resolution and other authorization for the person pledging the units. Once units are pledged, the Unit-holder/s cannot sell or switch out the pledged units, until the pledgee gives a written no-objection to release the pledge. As long as the lien is marked, the lender will have the authority to enforce the pledge and redeem units after providing the documents necessary for the same. The minimum redemption requirement for a scheme will not apply in these cases. The Pay-out of Income Distribution cum capital withdrawal plan declared on units under lien may be paid to the unit- holder or the lender depending upon the agreement.

### **9.13.3 Demat Account**

*Dematerialisation* is a process whereby an investor's holding of investments in physical form (paper), is converted into a digital record. The benefit of holding investments in demat form is that investors' purchase and sale of investments get automatically added or subtracted from their investment demat account, without having to execute cumbersome paperwork. Settlement of most transactions in the stock exchange needs to be compulsorily done in demat form.

In order to avail this facility, the investor needs to open a demat account with a depository participant. The access of demat facility for mutual fund investors has increased, with National Stock Exchange and Bombay Stock Exchange making available screen-based platforms for purchase and sale of mutual fund schemes.

Mutual funds are required to provide investors the option to hold the units in demat form. The mutual fund has to obtain an ISIN for each option of a scheme and make the information available in all the account statements sent to the investor. The application form for mostly all schemes has an option to provide the demat account details in case the investor chooses to hold the units in demat form. The demat facility is typically initiated by the mutual fund, which

would tie up with a Depository (like National Securities Depository Ltd or Central Depository Services (India) Ltd). Based on this tie-up, investors can open a demat account with a Depository Participant and dematerialize their investment holdings i.e., convert their physical units into demat units. Usual KYC documentation is required for opening the account. However, once the KYC including IPV is performed for opening a demat account; no separate KYC is required to be done by the AMC or distributor or any other capital market intermediary. If any other capital market intermediary has already done KYC, then the DP will not insist on another KYC.

The option to apply for the units in dematerialized form is provided in the application form. The name of the Depository Participant with whom the investor holds the account, DP ID number and Beneficiary Account Number has to be provided. A copy of the DP statement enclosed with the application form may help the mutual fund verify the information provided in the application form. The name(s), mode of holding of the demat account and PAN of the holders are matched with the application for units and the units will be directly credited to the demat account after the realization of funds. If the data provided in the application form does not match the depository data, then the application will be considered as invalid for processing under demat mode and instead, the investor may be issued units in physical mode, provided the application is otherwise valid. All details such as an address, bank account details, nomination for the units held in demat form is according to the information available in the depository's records. Any changes to the said information have to be made by contacting the depository. Redemption requests for units held in demat mode have to be submitted to the depository or through the stock exchange platform.

Investors can also choose to get their existing units (as represented by the statement of account) dematerialized. On dematerialisation, the investor's unit holding will be added to his/her demat account. As and when the investor sells the unit holding, the relevant number of units will be reduced from the investor's demat account. The proceeds of redemptions as well as the dividend payouts will be credited to the bank account linked to the demat account.

The investor benefits from a demat account are as follows:

- Less paperwork in buying or selling the mutual fund units, and correspondingly, accepting or giving delivery of the units.
- Direct credit of bonus and rights units that the investor is entitled to, into the investor's demat account.
- Change of address or other details needs to be given only to the Depository Participant, instead of separately providing it to every company/mutual fund where the investor has invested and holds demat units.
- Consolidate all investments in mutual funds, direct equity, debentures and others under one account.

The investor also has the option to convert the demat units into physical form. This process

is called *re-materialisation*.

#### **9.13.4 Change in Folio Details**

The personal information of the investor captured under the folio is liable to changes that have to be updated in the records. Some of the information, such as name, address, status and contact details, are provided during the KYC compliance process. Any changes have to be updated with the KRA using the change form. The KRA will communicate the updated information to all the mutual funds. Others, such as a change in bank accounts, change in the mode of holding in operating a folio, or the nominations made in an investment, have to be updated with each mutual fund.

#### **Change in Personal Information**

The KYC Registration Agency (KRA) prescribes a change form to be used to register change, if any, in the information provided at the time of the Know Your Customer (KYC) process. These include:

- Change in Name
- Change in Status/ Nationality
- Change in PAN
- Change in permanent address or address for correspondence
- Change in Contact Details
- Change in name of spouse/father

In the Change Form the individual has to provide the name, date of birth, PAN or PERN (PAN Exempt Reference Number), and Aadhaar number, as per the original KYC records to identify themselves in the records of the KRA. A self-attested copy of the PAN, where available, has to accompany a change request. The new or changed information has to be provided in the space provided for the same in the form. Any change has to be supported by documents and the details provided in the form should match the documentary proofs provided. The documents have to be self-attested and the originals have to be produced for verification. If the originals are not available for verification, then the copies have to be attested by entities authorized to do so.

If the units are held in dematerialized form, the procedure for a change in address would be as determined by the depository participant.

A **change in the guardian** in a minor's folio will require the new guardian to comply with KYC and PAN requirements, provide bank account details and a no-objection certificate from the existing guardian.

The **change in the status of an investor from minor to major** will require the PAN and KYC compliance of the investor to replace that of the guardian. The signature of the investor and the new bank account details have to be updated in the records. The guardian will then cease

operating the account.

### **Change in Bank Account Details**

A change in bank account details has to be directly registered with each mutual fund. Investors can register up to five bank accounts with a mutual fund for individual investors and 10 for non-individuals. One of the registered accounts will be designated as the default account into which all the dividend and redemption proceeds will be credited. Investors can instruct the mutual fund to credit the proceeds to any of the other accounts too at the time of executing a redemption transaction. The investor can add or delete accounts within the limits specified. If the default bank account is being deleted from the list of registered accounts, then before that another account has to be designated as the default bank account in Part B of the Multiple Bank Registration Form. Details to be provided for adding a bank account are the name of the bank, account number and type, branch address, IFSC and MICR code. The form should be accompanied by a cancelled cheque of the said account with the name of the first holder of the mutual fund folio pre-printed on it. If the name is not pre-printed on it then a bank statement, passbook or bank certificate that gives the name, account number and address should be enclosed. If photocopies are submitted, then the original should be produced for verifications. The form for registering the change has to be signed according to the mode of holding of the folio.

If the investor has not used the facility to register multiple bank accounts, then the Change of Bank details form can be used to change the existing bank account linked to the folio and provide details of the new bank account.

### **9.13.5 Transmission of Units**

Transmission is the process of transferring units to the person entitled to receive them in the event of the death of the unitholder. The person entitled to receive it depends upon the folio conditions of joint holding and nomination. If the first holder passes away, the second holder is substituted as the first holder. In a singly held folio with nominations, the units are transferred to the nominee. If a folio is jointly held and has nominations, the right of the joint holder will take precedence. If there are no nominations in the folio, the units are transmitted to the legal successors. See Box 9.3 for understanding nomination in the context of mutual fund investments.

**Box 9.3: Nomination in mutual fund investments**

It is important to note here that nomination is only an authorization for the mutual fund to transfer the units to the nominee in the event of demise of the unit-holder.

The nominee holds the units in trust for the legal heirs of the investor. It does not create any title or beneficial interest in the units in favour of the nominee after the death of the unit-holder. The inheritance laws applicable to the unit-holder too need to be considered by the investor if they are looking at nomination as a way of passing on their wealth to their heirs.

As per new SEBI rules, investors subscribing to mutual fund units on or after August 1, 2022 will have the choice of either provide nomination or opt out of nomination by providing a signed declaration.

Before the transfer is affected, the mutual fund will insist on the KYC documentation from the nominee, the death certificate of the deceased unit-holder, and an indemnity against future problems for the mutual fund arising out of the transfer.

SEBI had directed the AMCs to adopt a standard Transmission Request Form and a common set of documents for transmission of units as prescribed by AMFI and to make the same available on the websites of AMCs, RTAs and AMFI.

Pursuant to the above, AMFI, in consultation with AMFI's Standing Committee on Operations/Compliance and Risk, has reviewed and updated the existing AMFI guidelines for

Transmission of Units including the supporting documents and has introduced the Transmission Request Forms to be used under different situations.<sup>84</sup>

A request for transmission has to be made in the Transmission Request form and an NOC form has to be submitted. The documents that are required for a valid transmission claim will depend upon the situation.<sup>85</sup>

### 9.14 Change in Status of Special Investor Categories

Minors, NRIs, HUFs investing through a constituted attorney constitute a special category of individual investors. Some of these investors do not make investments directly instead investments are made by designated entities on their behalf. These categories of individual investors require additional documentation and process, due to their differential status with respect to taxation and mode of operation of investments or restrictions on certain

---

<sup>84</sup> To check the updated guidelines for Transmission of Units under various scenarios along with the standard formats of Transmission Request Forms and supporting documents please refer to <https://www.amfiindia.com/investor-corner/investor-center/procedure-to-claim.html>

<sup>85</sup> For Procedure for Transmission of Units on Death of a Unitholder refer: <https://www.amfiindia.com/investor-corner/investor-center/procedure-to-claim.html>

components of investment activity.

#### **9.14.1 Minor turned Major**

Once the minor becomes major, financial transactions are disallowed in their account. No debits or redemptions can be made in bank accounts; mutual funds folios or demat account of minors-turned-major. Minors are not eligible to sign documents, enter into contracts, or issue third party cheques. However, after a minor becomes major, they can conduct such transactions, only after their signature is attested by their banker.

**KYC:** Minors attaining the majority will have to complete all the KYC process by submitting proof of identity and address. Banks and depositories may also insist on personal verification of the minor-turned-major. On becoming a major, the erstwhile minor investor has to complete the KYC details, provide updated bank account details including the cancelled original cheque leaf of the new account. No further transactions shall be allowed till the status of the minor is changed to major.

**PAN Card:** The PAN issued to a minor will have to be resubmitted to the Income Tax authorities, for issuance of a new card, with the same number, but the new signature of the minor-turned-major.

**Demat Account:** Since demat accounts of minors can be held only on a single-name basis, the account opening process has to be redone for a minor-turned-major. This involves the opening of a new demat account. Securities held in the old demat account with minor status are transferred to the new demat account.

**Mutual Fund Investments:** When the units are held on behalf of the minor, the ownership of the units, vest with the minor. The guardian may operate the minor's account only until the minor attains the age of majority. As per SEBI circular no. SEBI/HO/IMD/DF3/CIR/P/2019/166 dated December 24, 2019<sup>86</sup>, upon the minor attaining the status of a major, the minor in whose name the investment was made is required to provide all the KYC details, updated bank account details including cancelled original cheque leaf of the new account. No further transactions shall be allowed till the status of the minor is changed to major.

Accordingly, when a minor turns a major, he/she needs to submit an application for change in status from Minor to Major in a prescribed form (hereinafter referred to as MAM form), along with the prescribed documents.

The guardian is then not allowed to undertake any financial or non-financial transactions from the date of the minor attaining majority. All existing standing instructions like SIP, SWP & STP, if registered for a period beyond the date on which the minor attains majority will cease to

---

<sup>86</sup> The circular has been partially modified, for more details read at [https://www.sebi.gov.in/legal/circulars/may-2023/investment-in-units-of-mutual-funds-in-the-name-of-minor-through-guardian\\_71148.html](https://www.sebi.gov.in/legal/circulars/may-2023/investment-in-units-of-mutual-funds-in-the-name-of-minor-through-guardian_71148.html)

be executed from the date of the minor attaining majority.

In short, the minor's account is frozen for operation by the guardian on the day the minor attains the age of majority and no further customer-initiated transactions shall be permitted till the status is changed from minor to major. (Note: Pay-out of Income Distribution cum capital withdrawal option or Reinvestment of Income Distribution cum capital withdrawal option, where applicable, shall continue to be processed. In such cases, dividend amount, net of TDS (wherever applicable), shall be credited to the unitholder's registered bank account or reinvested in the folio, as the case may be.)<sup>87</sup>

Before submitting the MAM application form for change in status from Minor to Major, the unitholder is required to –

- i. Apply for PAN and obtain a PAN card;
- ii. Complete the KYC process; and
- iii. Change his/her status in his/her existing bank account from Minor to Major OR open a new bank account immediately upon becoming a major and procure a new cheque book with his/her name pre-printed thereon.

Only after fulfilling the above steps, the applicant should submit the prescribed MAM form duly completed to the AMC/ Registrar along with the requisite supporting documents.

Documents required for change in status from Minor to Major:

- 1) The prescribed MAM form duly filled in all respects.<sup>88</sup>
- 2) Copy of PAN Card of the applicant
- 3) KYC Acknowledgment or a duly completed KYC form.
- 4) A cancelled cheque leaf with the applicant's name pre-printed or the applicant's latest Bank Statement/Passbook.
- 5) Signature attestation by the bankers)
- 6) Nomination Form.
- 7) A fresh SIP, STP, SWP mandate in the prescribed form (in order to continue the SIP, STP,

---

<sup>87</sup>For more details refer to: [https://www.amfiindia.com/investor-corner/investor-center/Minor\\_attaining\\_Majority.html](https://www.amfiindia.com/investor-corner/investor-center/Minor_attaining_Majority.html)

<sup>88</sup> Note: Signature of the applicant (minor who has turned major) in the MAM form shall be duly attested in the space provided therein by the parent/guardian whose signature is registered in the records of the mutual fund against the folio of the minor unitholder or by a Notary or a Judicial Magistrate First Class (JMFC).

Alternatively, the applicant's signature may be attested by the unitholder's bankers in the prescribed form as per format.

<https://www.amfiindia.com/Themes/Theme1/downloads/RequestforchangeinGuardianofMinorUnitholder.pdf>

<https://www.amfiindia.com/Themes/Theme1/downloads/MAMForm- forchangeinstatusfromMinortoMajor.pdf>

<https://www.amfiindia.com/Themes/Theme1/downloads/Annexure-I-BankAttestationofSignature.pdf>

SWP, if applicable.)

**Systematic Transactions** (SIP, SWP, STP and others): Standing instructions like Systematic Investment Plans (SIP), Systematic Withdrawal Plans (SWP), Systematic Transfer Plans (STP) are registered in a minor folio only till the date of the minor attaining majority, even though the instructions may be for an extended period. When the minor is approaching the age of majority, AMCs usually send letters advising the guardian and the minor to submit the form along with prescribed documents to change the status of the account/folio to "major". All SIP, STP, SWP and any other standing instruction registered in the minor's account are suspended if the documents are not received by the date when the minor attains majority. The folio is frozen for operation by the guardian on the day the minor attains the age of majority and no transactions shall be permitted till the documents related to minor turned major are received.

#### **9.14.2 NRI to Resident Indian**

If a person returns to India and forgoes the NRI status, he needs to carry out certain procedures with respect to his investments and bank accounts.

**Bank Account:** Once an NRI becomes a RI, he cannot operate his NRO/NRE/FCNR (B) accounts. He needs to inform to the bank about the change of status to resident Indian and needs to open a Resident Rupee Account. Account opening documents such as address proof, identity proof, photographs need to be submitted. A Resident Foreign Currency (RFC) account may be opened by a returning Indian to transfer balances from NRE /FCNR (B) accounts. This account can hold foreign currency and continue to receive funds in foreign currency from investments abroad.

**Demat Account:** Just like a bank account, the returning NRI needs to inform change of status to the designated authorised dealer branch through which the investor had made investments in the Portfolio Investment Scheme, as well as the DP with whom he has opened a demat account. A new demat account with 'Resident' status needs to be opened. All the balances held in the NRI demat account shall be transferred to the new 'Resident' demat account. After transfer, the NRI demat account will get closed.

**Mutual Fund Investments:** The NRI needs to inform the relevant AMCs about the change of status, change of address and bank details with respect to mutual fund investments. KYC change form needs to be sent to the KYC registration agency for change of status, address and bank details. An acknowledgement shall be issued by the KYC registration agency on submission of request and will carry out the necessary changes in its records.

#### **9.14.3 Change in Karta of HUF**

For change in 'Karta' of a HUF, a letter is required from the new Karta stating the reason for change of Karta in mutual fund records. The respective AMC may have a specific form. Name of the deceased Karta, folio number, scheme, unit details may be mentioned in the letter

signed by the new Karta. KYC documents of the new Karta and the HUF need to be provided. If the HUF is already KYC compliant, the HUF KYC need not be furnished. Along with the letter and KYC documents, the following must be enclosed:

- Attested copy of death certificate
- Bank certificate stating signature and details of new Karta
- Indemnity bond signed by all co-parceners and new Karta

### 9.15 Investor transactions – turnaround times

SEBI's guidelines prescribe the turnaround times for investors' transactions with the mutual fund.

Service provided by Mutual Funds	Turnaround Time
NAV Calculation and disclosure	On a daily basis <sup>89</sup>
Mutual Fund Schemes (other than IPO of ELSS) to remain open for subscription	Maximum of 15 days
Mutual Fund Schemes to allot units or refund money	Within 5 business days of closure of NFOs <sup>90</sup>
Re-opening for ongoing sale/re-purchase of open-ended scheme (other than ELSS)	Within 5 business days of allotment
Transfer of Dividend warrants to investors	as may be specified by the Board from time to time
Transfer to the unitholders the redemption or repurchase proceeds	within such period as may be specified by the Board from time to time. <sup>91</sup>
Scheme-wise Annual Report or an abridged summary to all unitholders	Four months from the date of closure of the relevant account's year in the manner specified by the Board
Statement of portfolio to be sent to all unitholders	Before the expiry of 10 days from the close of each half year (i.e., 31 <sup>st</sup> Mar and 30 <sup>th</sup> Sep) in the manner specified by the Board
Half Yearly Disclosures (unaudited financial results) by mutual fund and an AMC on their website	Within 1 month from the close of each half year (i.e., 31 <sup>st</sup> Mar and 30 <sup>th</sup> Sep) [this is applicable for schemes other than debt and money market schemes] In order to further enhance transparency, it is now decided that the details of debt and money market securities transacted (including inter scheme transfers) in its scheme's portfolio shall be disclosed on daily basis with a time lag of 15 days <sup>92</sup>

<sup>89</sup> This should be disclosed in the manner specified by SEBI from time to time.

<sup>90</sup> In the event of delays in refunds (in case of NFOs), investors need to be paid interest at the rate of 15 percent p.a. for the period of the delay. This interest cannot be charged to the scheme.

<sup>91</sup> In the event of failure to transfer the redemption or repurchase proceeds or dividend payments, the AMC has to pay the unit-holder, interest at the rate as may be specified by SEBI for the period of such delay. This expense has to be borne by the AMC i.e., it cannot be charged to the scheme.

<sup>92</sup> SEBI circular no. SEBI/HO/IMD/DF4/CIR/P/2020/163 dated September 1, 2020. This circular comes into effect from October 1, 2020.

A Consolidated Account Statement (CAS) bypost/email.	CAS for each calendar month: As per the timeline specified by SEBI from time to time <sup>93</sup> CAS for half year: As per the timeline specified by SEBI from time to time.
Unit certificate	To be issued within 5 working days of the receipt of request for the certificate. For close ended schemes, units in demat form to be issued to unitholders within 2 working days of the receipt of the request from unitholders.

### Statement of Account in case of SIP/ STP / SWP

SEBI directive concerning statement of accounts or unit certificates indicates that an applicant in a scheme **whose application has been accepted** has the option either to receive the statement of accounts or to hold the units in dematerialised form. In this regard, the asset management company is required to issue to such applicant, a statement of accounts specifying the number of units allotted to the applicant or issue units in the dematerialized form as soon as possible but not later than five working days from the date of closure of the initial subscription list or from the date of receipt of the application. Further, the asset management company shall issue units in dematerialized form **to a unit holder in a mutual fund scheme** within two working days of the receipt of request from the unit holder.<sup>94</sup>

Statement of Account shall also be sent to dormant investors i.e., investors who have not transacted during the previous 6 months. This can be sent along with the Portfolio Statement/Annual Return, with the latest position on number and value of Units held. If required by the investor, soft copy shall be e-mailed to investor every month.

AMCs (and also some distributors) offer various other services for investors. Some of these are as follows:

- Online access to information on investments, including a consolidated view of various folios that relate to different family members.
- Sharing of information on portfolio valuation, income booked, return earned, capital gains workings for income tax purposes etc.

### 9.16 Unclaimed Assets

In line with its core mandate of investor protection and safeguarding investor interests, SEBI

<sup>93</sup>[https://www.sebi.gov.in/legal/circulars/mar-2021/circular-on-mutual-funds\\_49393.html](https://www.sebi.gov.in/legal/circulars/mar-2021/circular-on-mutual-funds_49393.html),  
<https://www.sebi.gov.in/legal/regulations/aug-2021/securities-and-exchange-board-of-india-mutual-funds-regulations-1996-last-amended-on-november-09-2021-41350.html>

<sup>94</sup> Source: <https://www.sebi.gov.in/legal/regulations/aug-2021/securities-and-exchange-board-of-india-mutual-funds-regulations-1996-last-amended-on-november-09-2021-41350.html>

has directed its efforts towards minimizing the creation of unclaimed assets in the securities market. To address this issue in the Indian securities market, SEBI has implemented several measures, including:

- a) Stipulation of norms for inactive / dormant accounts and folios,
- b) Mandating furnishing of contact and bank details by investors,
- c) Mandating investors to either provide nomination or expressly opt-out from making a nomination,
- d) Simplification of norms for transmission,
- e) Centralized mechanism for reporting demise of investor.

In line with the above, the RTAs have developed a platform to trace inactive and unclaimed mutual fund folios. The platform is named Mutual Fund Investment Tracing and Retrieval Assistant (MITRA). This platform would allow search at the industry level and empower the investors in the following manner:

- 1 Enable investors to identify the overlooked investments or any investments made by any other person for which he / she may be rightful legal claimant,
- 2 Encourage investors to do KYC as per the current norms, thus reducing the number of non-KYC compliant folios,
- 3 The MITRA platform will lead to the reduction in the unclaimed mutual fund folios,
- 4 Contribute towards building a transparent financial ecosystem and will be reliable medium for investors to find their inactive and unclaimed mutual fund investments,
- 5 Build and incorporate mitigants against fraud risk

The MITRA platform will be hosted by the two Qualified RTAs (QRTAs), viz., CAMS and K-Fintech, as agents of AMCs. The platform can be accessed through a link on the websites of the AMCs, the two QRTAs, AMFI and SEBI.

Another measure to reduce unidentified unclaimed assets is to harness the power of the digital infrastructure: both publicly available DigiLocker and infrastructure of the SEBI registered KRAs. DigiLocker is a digital document wallet of the Government of India facilitating the citizens in obtaining and storing documents like Aadhar, PAN, driving licence, death certificate, etc. Government of India has stipulated those institutions delivering citizen services shall integrate their system with DigiLocker. Bank account statements, insurance policies and statements of NPS are already available in the DigiLocker. The inclusion of mutual fund and demat holding statements within DigiLocker can make available the entire financial

holdings of individuals in a single account.

DigiLocker also provides nomination facility to its users. The nominee or the nominees specified by the user are authorized to access the digital information of the user upon the demise of the user. For this purpose, while specifying the nominee, the user is required to provide the mobile number and email address of the nominee.

## Chapter 9: Sample Questions

1. **What term is used to describe the Net Asset Value (NAV) of the scheme after the dividend is paid out (Remember the NAV would have dropped to the extent of the dividend paid)?**
  - a. **Ex-Dividend NAV**
  - b. Cum-Dividend NAV
  - c. Lower NAV
  - d. Dividend NAV
  
2. **At what price are the bonus units issued to the unitholder?**
  - a. The price is decided by the AMC in consultation with the trustees
  - b. The bonus units are allotted free of cost**
  - c. At the prevailing NAV
  - d. At the prevailing NAV divided by the bonus ratio
  
3. **Which of the following statements is True?**
  - a. Hindu Undivided Families (HUFs) are not allowed to invest in mutual fund schemes
  - b. Minors cannot invest in mutual fund schemes
  - c. Foreign investors can invest in Indian mutual fund schemes, provided they have completed the Know-Your-Client (KYC) formalities**
  
4. **Whose KYC needs to be completed in case of an application by a minor?**
  - a. The minor
  - b. The guardian**
  - c. Any family member of the minor
  - d. No KYC is required in case of applications by minors
  
5. **How many (maximum) bank accounts can a resident individual investor register with a mutual fund folio?**
  - a. 1
  - b. 2
  - c. 3
  - d. 5**

**6. Which of the following is true regarding nominees of mutual fund investors?**

- a. The nominee can be an individual, including minors and NRIs
- b. The nominee can be central and state governments and local authorities
- c. Both a and b**
- d. Neither a nor b

**7. Mutual Fund Investors are required to provide which of the following documents for KYC verification?**

- i. Voter Identity Card
- ii. Driving License
- iii. Government / Defense identification card
- iv. Passport

- a. Only i
- b. Only ii and iii
- c. Only ii and iv
- d. i, ii, iii and iv**

**8. Minimum investment threshold for investment strategies launched under \_\_\_\_\_ would be Rs. 10 lakhs.**

- a. Specialized Investment Funds (SIF)**
- b. Alternative Investment Fund (AIF)
- c. REITs
- d. Close-ended Mutual Funds

## CHAPTER 10: RISK, RETURN AND PERFORMANCE OF FUNDS

### Learning Objectives:

After studying this chapter, you should know about:

- General and Specific risk factors
- Factors affecting mutual fund performance of different schemes
- Drivers of returns and risk in a scheme
- Measures of returns
- SEBI norms regarding return representation of returns by mutual funds in India
- Risks in fund investing with a focus on investors
- Various risk measure
- Certain Provisions with respect to Credit risk

### 10.1 General and Specific Risk Factors

Chapter 1 covered various asset categories and the risks associated with those. This chapter would go deeper in understanding the risks involved in investing with mutual funds. The risk would be categorized between standard/general risks and those specific to individual asset categories. Investment, per se, involves taking and managing various risks. In such a case, it is important to understand which risks one is exposed to and how to manage those risks. It is also important for one to decide which risks one needs to take and for what purpose.

When the investor chooses to invest through mutual funds, the fund manager manages some part of the risks, whereas some of the others are controlled due to the structure of mutual funds. And still, some risks remain to be managed by the investor separately.

The Scheme Information Document (SID) highlights two broad categories of risks, (1) standard risk factors, and (2) specific risk factors. The standard risk factors are the risks that all mutual fund investments are exposed to whereas there are certain risks specific to the individual asset category. For example, credit risk or interest rate risk are associated with debt securities, whereas currency risk would be associated with investments in foreign securities, or even in shares of companies exposed to foreign currency.

The Scheme Information Document (SID) contains a list of all these risks. The SID also contains a discussion on various risk mitigation strategies. A snapshot from a Scheme Information Document is presented below:

#### 10.1.1 General Risk Factors:

- Investment in mutual fund units involves investment risks such as trading volumes,

settlement risk, liquidity risk, default risk, including the possible loss of principal.

- As the price/value/interest rates of the securities in which the scheme invests fluctuates, the value of an investment in the scheme may increase or decrease. In addition to the factors that affect the value of individual investments in the Scheme, the NAV of the Scheme can be expected to fluctuate with movements in the broader equity and bond markets and may be influenced by factors affecting capital and money markets in general, such as, but not limited to, changes in interest rates, currency exchange rates, changes in governmental policies, taxation, political, economic or other developments and increased volatility in the stock and bond markets.
- Past performance of the Sponsor/AMC/Mutual Fund does not guarantee the future performance of the Scheme.
- The name of the Scheme does not in any manner indicate either the quality of the Scheme or its future prospects and returns.
- The Sponsors are not responsible or liable for any loss resulting from the operation of the Scheme beyond the initial contribution made by it towards setting up the Mutual Fund.

Some of the general risk factors are explained below:

### **Liquidity Risk**

The liquidity of investments made in the Scheme may be restricted by trading volumes, settlement periods and transfer procedures. Although the investment universe constitutes securities that will have high market liquidity, there is a possibility that market liquidity could get impacted on account of company/sector/general market-related events and there could be a price impact on account of portfolio rebalancing and/or liquidity demands on account of redemptions.

Different segments of the Indian financial markets have different settlement periods and such periods may be extended significantly by unforeseen circumstances. There have been times in the past, when settlements have been unable to keep pace with the volume of securities transactions, making it difficult to conduct further transactions. Delays or other problems in the settlement of transactions could result in temporary periods when the assets of the Scheme are un-invested and no return is earned thereon. The inability of the Scheme to make intended securities purchases, due to settlement problems, could cause the Scheme to miss certain investment opportunities. By the same token, the inability to sell securities held in the Scheme' portfolios, due to the absence of a well-developed and liquid secondary market for debt securities would result at times, in potential losses to the Scheme, should there be a subsequent decline in the value of securities held in the Scheme' portfolios.

Money market securities, while fairly liquid, lack a well-developed secondary market, which may restrict the selling ability of the Scheme and may lead to the Scheme incurring losses till

the security is finally sold.

The liquidity of a bond may change, depending on market conditions leading to changes in the liquidity premium attached to the price of the bond. At the time of selling the security, the security can become illiquid, leading to a loss in the value of the portfolio.

Even though the Government securities market is more liquid compared to other debt instruments, on occasions, there could be difficulties in transacting in the market due to extreme volatility leading to constriction in market volumes. The liquidity of the Scheme may suffer in case any relevant guideline issued by RBI undergoes any adverse changes.

### **Interest Rate Risk**

Fixed income securities such as government bonds, corporate bonds, money market instruments and derivatives run price-risk or interest-rate risk. Generally, when interest rates rise, prices of existing fixed-income securities fall and when interest rates drop, such prices increase. The extent of fall or rise in the prices depends upon the coupon and maturity of the security. It also depends upon the yield level at which the security is being traded.

Derivatives carry the risk of adverse changes in the price due to changes in interest rates.

### **Re-investment Risk**

The investments made by the Scheme are subject to reinvestment risk. This risk refers to the interest rate levels at which cash flows received from the securities in the Scheme are reinvested. The additional income from reinvestment is the 'interest on interest' component. The risk is that the rate at which interim cash flows can be reinvested may be lower than that originally assumed.

### **Political Risk**

Investments in mutual fund Units in India may be materially adversely impacted by Indian politics and changes in the political scenario in India either at the central, state or local level. Actions of the central government or respective state governments in the future could have a significant effect on the Indian economy, which could affect companies, general business and market conditions, prices and yields of securities in which the Scheme invest.

The occurrence of selective unrest or external tensions could adversely affect the political and economic stability of India and consequently have an impact on the securities in which the Scheme invests. Delays or changes in the development of conducive policy frameworks could also have an impact on the securities in which the Scheme invests.

## **Economic Risk**

A slowdown in economic growth or macro-economic imbalances such as the increase in the central and state level fiscal deficits may adversely affect investments in the country. The underlying growth in the economy is expected to have a direct impact on the volume of new investments in the country.

## **Foreign Currency Risk**

The Scheme may be denominated in Indian Rupees (INR) which is different from the home currency for Foreign Portfolio Investors in the mutual fund units. The INR value of investments when translated into home currency by Foreign Portfolio Investors could be lower because of the currency movements. The AMC does not manage currency risk for Foreign Portfolio Investors and it is the sole responsibility of the Foreign Portfolio Investors to manage or reduce currency risk on their own. The Sponsor/Fund/Trustees/ AMC are not liable for any loss to Foreign Investors arising from such changes in exchange rates.

Settlement Risk (Counterparty Risk) - Specific floating rate assets may also be created by swapping a fixed return into a floating rate return. In such a swap, there is the risk that the counterparty (who will pay floating rate return and receive fixed rate return) may default.

## **Risks associated with transaction in Units through stock exchange(s)**

In respect of a transaction in Units of the Scheme through stock exchanges, allotment and redemption of Units on any Business Day will depend upon the order processing /settlement by BSE/NSE and their respective clearing corporations on which the Fund has no control.

### **10.1.2 Specific Risk Factors**

#### **Risk related to equity and equity related securities**

Equity and equity related securities are volatile and prone to price fluctuations on a daily basis. The liquidity of investments made in the scheme can get restricted by trading volumes and settlement periods. Settlement periods may be extended significantly by unforeseen circumstances. The inability of the scheme to make intended securities purchases, due to settlement problems, could cause the Scheme to miss certain investment opportunities. Similarly, the inability to sell securities held in the scheme portfolio would result at times, in potential losses to the scheme, if there is a subsequent decline in the value of securities held in the scheme portfolio. Also, the value of the scheme investments may be affected by interest rates, currency exchange rates, changes in law/policies of the government, taxation laws and political, economic or other developments which may have an adverse bearing on individual securities, a specific sector or all sectors.

### **Risk associated with short selling and Stock Lending**

Securities Lending is lending of securities through an approved intermediary to a borrower under an agreement for a specified period with the condition that the borrower will return equivalent securities of the same type or class at the end of the specified period along with the corporate benefits accruing on the securities borrowed. There are risks inherent in securities lending, including the risk of failure of the other party. Such failure can result in a possible loss of rights to the collateral, the inability of the approved intermediary to return the securities deposited by the lender and the possible loss of corporate benefits accruing thereon. Short-selling is the sale of shares or securities that the seller does not own at the time of trading. Instead, he borrows it from someone who already owns it. Later, the short seller buys back the stock/security he shorted and returns the stock/security to the lender to close out the loan. The inherent risks are Counterparty risk and liquidity risk of the stock/security being borrowed. The security being short sold might be illiquid or become illiquid and covering of the security might occur at a much higher price level than anticipated, leading to losses.

### **Risks associated with mid-cap and small-cap companies**

The market capitalization spectrum has been defined as follows:

- Large-Cap Stocks: 1st -100th company in terms of full market capitalization
- Mid-Cap Stocks: 101st -250th company in terms of full market capitalization
- Small-Cap Stocks: 251st company onwards in terms of full market capitalization

Investment in mid-cap and small-cap companies are based on the premise that these companies have the ability to increase their earnings at a faster pace as compared to large-cap companies and grow into larger, more valuable companies. However, as with all equity investments, there is a risk that such companies may not achieve their expected earnings results, or there could be an unexpected change in the market, both of which may adversely affect investment results.

Historically, it has been observed that as you go down the capitalization spectrum i.e., from large- cap stocks to mid-cap stocks and beyond, there are higher risks in terms of volatility and market liquidity. Scheme also invests in mid-cap and small-cap companies and hence is exposed to associated risks.

### **Risk associated with Dividend**

Dividend is due only when declared and there is no assurance that a company (even though it may have a track record of payment of dividend in the past) may continue paying dividend in future. As such, the schemes are vulnerable to instances where investments in securities may not earn dividend or where lesser dividend is declared by a company in subsequent years in which investments are made by schemes. As the profitability of companies are likely to vary

and have a material bearing on their ability to declare and pay dividend, the performance of the schemes may be adversely affected due to such factors.

### **Risk associated with Derivatives**

The mutual fund schemes may invest in derivative products in accordance with and to the extent permitted under the SEBI MF Regulations and by RBI. Derivative products are specialized instruments that require investment techniques and risk analysis different from those associated with stocks and bonds. The use of a derivative requires an understanding not only of the underlying instrument but of the derivative itself. Trading in derivatives carries a high degree of risk although they are traded at a relatively small amount of margin which provides the possibility of great profit or loss in comparison with the principal investment amount. Thus, derivatives are highly leveraged instruments. Even a small price movement in the underlying security could have an impact on their value and consequently, on the NAV of the Units of the Scheme. The risks associated with the use of derivatives are different from or possibly greater than, the risks associated with investing directly in securities and other traditional investments.

Some of the risks associated with derivatives are discussed below:

- Counterparty Risk occurs when a counterparty fails to abide by its contractual obligations and therefore, the scheme is compelled to negotiate with another counter party, at the then prevailing (possibly unfavorable) market price. For exchange traded derivatives, the risk is mitigated as the exchange provides the guaranteed settlement but one takes the performance risk on the exchange.
- Market Liquidity Risk occurs where the derivatives cannot be transacted due to limited trading volumes and/or the transaction is completed with a severe price impact.
- Model Risk is the risk of mis-pricing or improper valuation of derivatives.
- Basis Risk arises due to a difference in the price movement of the derivative vis-à-vis that of the security being hedged.
- The Scheme may find it difficult or impossible to execute derivative transactions in certain circumstances. For example, when there are insufficient bids or suspension of trading due to price limit or circuit breakers, the Scheme may face a liquidity issue.
- Investments in index futures face the same risk as the investments in a portfolio of shares representing an index. The extent of loss is the same as in the underlying stocks.
- Derivative products are leveraged instruments and can provide disproportionate gains as well as disproportionate losses to the investor / unitholder. Execution of investment strategies depends upon the ability of the fund manager(s) to identify such opportunities

which may not be available at all times. Identification and execution of the strategies to be pursued by the fund manager(s) involve uncertainty and decision of fund manager(s) may not always be profitable. No assurance can be given that the fund manager(s) will be able to identify or execute such strategies.

- There are certain additional risks involved with use of fixed income derivatives such as interest rate risk, and liquidity risk.

### **Risks related to debt funds**

**Reinvestment Risk:** Investments in fixed income securities carry re-investment risk as interest rates prevailing on the coupon payment or maturity dates may differ from the original coupon of the bond.

**Rating Migration Risk:** Fixed income securities are exposed to rating migration risk, which could impact the price on account of change in the credit rating. For example: One notch downgrade of a AAA rated issuer to AA+ will have an adverse impact on the price of the security and vice-versa for an upgrade of an AA+ issuer.

**Term Structure of Interest Rate Risk:** The NAV of the Scheme' Units, to the extent that the Scheme are invested in fixed income securities, will be affected by changes in the general level of interest rates. When interest rates decline, the value of a portfolio of fixed income securities can be expected to rise. Conversely, when interest rates rise, the value of a portfolio of fixed income securities can be expected to decline.

**Credit Risk:** Fixed income securities (debt and money market securities<sup>95</sup>) are subject to the risk of an issuer's inability to meet interest and principal payments on its debt obligations. The Investment Manager will endeavour to manage credit risk through in-house credit analysis.

Different types of securities in which the Scheme would invest as given in the SID carry different levels of credit risk. Accordingly, the Scheme' risk may increase or decrease depending upon their investment patterns. E.g., corporate bonds carry a higher amount of risk than Government securities. Further, even among corporate bonds, bonds which are rated AAA are comparatively less risky than bonds which are AA rated.

The credit risk is the risk that the counter party will default in its obligations and is generally small as in a Derivative transaction there is generally no exchange of the principal amount.

---

<sup>95</sup> Sebi has introduced credit risk-based single issuer limits for investment in money market and debt instruments for Actively-managed mutual fund (MF) schemes. For details read: <https://www.livemint.com/money/personal-finance/sebi-caps-exposure-to-single-issuer-debt-securities-for-active-mutual-funds-1166972487736.html>

### **Risk associated with floating rate securities**

**Spread Risk:** In a floating rate security the coupon is expressed in terms of a spread or mark up over the benchmark rate. In the life of the security this spread may move adversely leading to loss in value of the portfolio. The yield of the underlying benchmark might not change, but the spread of the security over the underlying benchmark might increase leading to loss in value of the security.

**Basis Risk:** The underlying benchmark of a floating rate security or a swap might become less active or may cease to exist and thus may not be able to capture the exact interest rate movements, leading to loss of value of the portfolio.

### **Risk factors associated with repo transactions in Corporate Bonds**

The Scheme may be exposed to counter party risk in case of repo lending transactions in the event of the counterparty failing to honour the repurchase agreement. However, in repo transactions, the collateral may be sold and a loss is realized only if the sale price is less than the repo amount. The risk is further mitigated through over-collateralization (the value of the collateral being more than the repo amount).

### **Risks associated with Creation of Segregated portfolio**

Investor holding units of segregated portfolio may not be able to liquidate their holding till the time recovery of money from the issuer. Security comprising of segregated portfolio may not realise any value. Listing of units of segregated portfolio on recognised stock exchange does not necessarily guarantee their liquidity. There may not be active trading of units in the stock market. Further trading price of units on the stock market may be significantly lower than the prevailing NAV.

### **Risks associated with investments in Securitized Assets:**

A securitization transaction involves sale of receivables by the originator (a bank, non-banking finance company, housing finance company, or a manufacturing/service company) to a Special Purpose Vehicle (SPV), typically set up in the form of a trust. Investors are issued rated Pass-Through Certificates (PTCs), the proceeds of which are paid as consideration to the originator. In this manner, the originator, by selling his loan receivables to an SPV, receives consideration from investors much before the maturity of the underlying loans. Investors are paid from the collections of the underlying loans from borrowers. Typically, the transaction is provided with a limited amount of credit enhancement as stipulated by the rating agency for a target (rating), which provides protection to investors against defaults by the underlying borrowers.

Some of the risk factors typically analysed for any securitization transaction are as follows:

### **Risks associated with asset class:**

Underlying assets in securitised debt may assume different forms and the general types of receivables include commercial vehicles, auto finance, credit cards, home loans or any such receipts. Credit risks relating to these types of receivables depend upon various factors including macro-economic factors of these industries and economies. Specific factors like nature and adequacy of collateral securing these receivables, adequacy of documentation in case of auto finance and home loans and intentions and credit profile of the borrower influence the risks relating to the asset borrowings underlying the securitised debt.

### **Risks associated with pool characteristics:**

**Size of the loan:** This generally indicates the kind of assets financed with loans. While a pool of loan assets comprising of smaller individual loans provides diversification, if there is excessive reliance on very small ticket size, it may result in difficult and costly recoveries.

**Loan to Value Ratio:** This indicates how much percentage value of the asset is financed by borrower's own equity. The lower LTV, the better it is. This ratio stems from the principle that where the borrowers own contribution of the asset cost is high, the chances of default are lower. To illustrate for a Truck costing Rs. 20 lakhs, if the borrower has himself contributed Rs.10 lakh and has taken only Rs. 10 lakhs as a loan, he is going to have lesser propensity to default as he would lose an asset worth Rs. 20 lakhs if he defaults in repaying an installment. This is as against a borrower who may meet only Rs. 2 lakhs out of his own equity for a truck costing Rs. 20 lakhs. Between the two scenarios given above, the latter would have higher risk of default than the former.

**Original maturity of loans and average seasoning of the pool:** Original maturity indicates the original repayment period and whether the loan tenors are in line with industry averages and borrower's repayment capacity. Average seasoning indicates whether borrowers have already displayed repayment discipline. To illustrate, in the case of personal loans, if a pool of assets consists of those who have already repaid 80 percent of the installments without default, this certainly is a superior asset pool than one where only 10 percent of installments have been paid. In the former case, the portfolio has already demonstrated that the repayment discipline is far higher.

**Default rate distribution:** This indicates how much percent of the pool and overall portfolio of the originator is current, how much is in 0-30 DPD (days past due), 30-60 DPD, 60-90 DPD and so on.<sup>96</sup> The rationale here is very obvious, as against 0-30 DPD, the 60-90 DPD is certainly a higher risk category.

### **Credit Rating and Adequacy of Credit Enhancement**

Unlike in plain vanilla instruments, in securitisation transactions, it is possible to work towards

---

<sup>96</sup>Days Past due or DPD means, that for any given month, how many months' worth of payment is unpaid.

a target credit rating, which could be much higher than the originator's own credit rating. This is possible through a mechanism called "Credit enhancement". The process of "Credit enhancement" is fulfilled by filtering the underlying asset classes and applying selection criteria, which further diminishes the risks inherent for a particular asset class. The purpose of credit enhancement is to ensure timely payment to the investors, if the actual collection from the pool of receivables for a given period is short of the contractual pay-out on securitisation. Securitisation is normally non-recourse instruments and therefore, the repayment on securitisation would have to come from the underlying assets and the credit enhancement. Therefore, the rating criteria centrally focus on the quality of the underlying assets.

The Schemes predominantly invest in those securitisation issuances which have AA and above rating indicating high level of safety from credit risk point of view at the time of making an investment. However, there is no assurance by the rating agency either that the rating will remain at the same level for any given period of time or that the rating will not be lowered or withdrawn entirely by the rating agency.

- **Limited Liquidity & Price Risk:** The secondary market for securitised papers is not very liquid. There is no assurance that a deep secondary market will develop for such securities. This could limit the ability of the investor to resell them. Even if a secondary market develops and sales were to take place, these secondary transactions may be at a discount to the initial issue price due to changes in the interest rate structure.
- **Limited Recourse to Originator & Delinquency:** Securitised transactions are normally backed by pool of receivables and credit enhancement as stipulated by the rating agency, which differ from issue to issue. The Credit Enhancement stipulated represents a limited loss cover to the Investors. These Certificates represent an undivided beneficial interest in the underlying receivables and there is no obligation of either the Issuer or the seller or the originator, or the parent or any affiliate of the seller, issuer and originator. No financial recourse is available to the Certificate Holders against the Investors Representative. Delinquencies and credit losses may cause depletion of the amount available under the credit enhancement and thereby the investor pay-outs may get affected if the amount available in the credit enhancement facility is not enough to cover the shortfall. On persistent default of an obligor to repay his obligation, the servicer may repossess and sell the underlying Asset. However, many factors may affect, delay or prevent the repossession of such asset or the length of time required to realize the sale proceeds on such sales. In addition, the price at which such asset may be sold may be lower than the amount due from that Obligor.
- **Risks due to possible prepayments:** Asset securitisation is a process whereby commercial or consumer credits are packaged and sold in the form of financial instruments. Full prepayment of underlying loan contract may arise under any of the following circumstances:

- Obligor pays the receivable due from him at any time prior to the scheduled maturity date of that receivable; or
  - Receivable is required to be repurchased by the seller consequent to its inability to rectify a material misrepresentation with respect to that Receivable; or
  - The servicer recognizing a contract as a defaulted contract and hence repossessing the underlying asset and selling the same.
  - In the event of prepayments, investors may be exposed to changes in tenor and yield.
- **Bankruptcy of the Originator or Seller:** If originator becomes subject to bankruptcy proceedings and the court in the bankruptcy proceedings concludes that the sale from originator to trust was not a sale then an Investor could experience losses or delays in the payments due. All possible care is generally taken in structuring the transaction so as to minimize the risk of the sale to Trust not being construed as a 'True Sale'. Legal opinion is normally obtained to the effect that the assignment of Receivables to Trust in trust for and for the benefit of the Investors, as envisaged herein, would constitute a true sale.
  - **Bankruptcy of the Investor's Agent:** If Investor's agent becomes subject to bankruptcy proceedings and the court in the bankruptcy proceedings concludes that the recourse of Investor's Agent to the assets/receivables is not in its capacity as agent/Trustee but in its personal capacity, then an Investor could experience losses or delays in the payments due under the agreement. All possible care is normally taken in structuring the transaction and drafting the underlying documents so as to provide that the assets/receivables if and when held by Investor's Agent is held as agent and in Trust for the Investors and shall not form part of the personal assets of Investor's Agent. Legal opinion is normally obtained to the effect that the Investor's Agent's recourse to assets/ receivables is restricted in its capacity as agent and trustee and not in its personal capacity.
  - **Risk of co-mingling:** The servicers normally deposit all payments received from the obligors into the collection account. However, there could be a time gap between collection by a servicer and depositing the same into the collection account especially considering that some of the collections may be in the form of cash. In this interim period, collections from the loan agreements may not be segregated from other funds of the servicer. If the servicer fails to remit such funds due to Investors, the Investors may be exposed to a potential loss. Due care is normally taken to ensure that the Servicer enjoys highest credit rating on standalone basis to minimize co-mingling risk.

#### **Risk Factors Associated with Investments in REITs and InvITs:**

REITs and InvITs are exposed to price-risk, interest rate risk, credit risk, liquidity or marketability risk, reinvestment risk. Also, there is a risk of lower-than-expected distributions. The distributions by the REIT or InvIT will be based on the net cash flows available for

distribution. The amount of cash available for distribution principally depends upon the amount of cash that the REIT/InvITs receives as dividends or the interest and principal payments from portfolio assets.

However, various risk management strategies are employed to manage the different types of risks. These are mentioned below:

### **Managing Market Liquidity Risk**

The liquidity risk is managed by creating a portfolio which has adequate access to liquidity. The Investment Manager selects fixed income securities, which have or are expected to have high secondary market liquidity. There is good secondary market liquidity in government securities. As far as other long dated fixed income securities are concerned, the endeavour is to invest in high quality securities, for example bonds issued by public sector entities. Market Liquidity Risk will be managed actively within the portfolio liquidity limits. The first access to liquidity is through cash and fixed income securities.

### **Managing Credit Risk**

Credit Risk associated with fixed income securities is managed by making investments in securities issued by borrowers, which have a good credit profile. The credit research process includes a detailed in-house analysis and due diligence. Limits are assigned for each of the issuer (other than government of India); these limits are for the amount as well as maximum permissible tenor for each issuer. The credit process ensures that issuer level review is done at inception as well as periodically by taking into consideration the balance sheet and operating strength of the issuer.

### **Managing Term Structure of Interest Rates Risk**

The Investment Manager actively manages the duration based on the ensuing market conditions. As the fixed income investments of the Scheme are generally short duration in nature, the risk is expected to be small.

### **Managing Rating Migration Risk**

The endeavour is to invest in high grade/quality securities. The due diligence performed by the fixed income team before assigning credit limits and the periodic credit review and monitoring should address company-specific issues.

### **Re-investment Risk**

Re-investment Risk is prevalent for fixed income securities, but as the fixed income investments of the Scheme are generally short duration in nature, the impact can be expected to be small.

### **Market Risk related to equity and equity related securities**

The Investment Manager endeavours to invest in companies, where adequate due diligence and research has been performed by the Investment Manager. As not all, third-party research companies very well research these companies, the Investment Manager also relies on its own research. This involves one-to-one meetings with the management of companies, attending conferences and analyst meets and tele-conferences. The company-wise analysis will focus, amongst others, on the historical and current financial condition of the company, potential value creation/unlocking of value and its impact on earnings growth, capital structure, business prospects, policy environment, strength of management, responsiveness to business conditions, product profile, brand equity, market share, competitive edge, research, technological know-how and transparency in corporate governance.

### **Risk associated with floating rate securities**

There is very low liquidity in floating rate securities, resulting in lack of price discovery. Hence, incremental investments in floating rate securities are going to be very limited.

### **Managing Risk associated with favourable taxation of equity-oriented Scheme**

This risk is mitigated, as there is a regular monitoring of equity exposure of each of the equity-oriented Scheme of the Fund.

## **10.2 Factors that affect mutual fund performance**

Different asset classes have different characteristics. At the same time, different fund managers may adopt different approaches and strategies, which may also impact the performance of the schemes. Having said that, fund managers take certain risks in order to outperform the respective benchmark's performance. This means that the schemes may be subject to the risks that an asset class is exposed to, as well as the risks that the fund manager may choose or avoid. The various risks as applicable to the various scheme categories have been discussed earlier in this chapter.

### **10.2.1 Difference between market/systematic risk and company specific risk**

Various investments are exposed to a number of risk factors. For example, stock prices move up or down based on various factors that impact the business performance of the company, or the whole economy. Out of these, the risks that impact the specific company are called company specific or firm specific risks. The risks that impact the entire economy are known as systematic risks. The company specific risks are also known as unsystematic risks. For example, a labour strike in a manufacturing plant is a company specific risk, whereas rise in inflation in the economy is a systematic risk that impacts all the businesses within the country. Hence, the systematic risk is also called the market risk.

The company specific risks can be reduced through diversification across diverse set of companies. However, the systematic risks cannot be reduced through such diversification. Since the unsystematic risk can be reduced through diversification, it is also called the diversifiable risk. On the other hand, the systematic risk is known as non-diversifiable risk.

Fund managers cannot reduce the systematic risk except by staying out of the market. Thus, some fund managers may tactically move between equity and cash depending on their view on the broader market. However, SEBI regulations impose certain limits on the permissible cash allocation in various scheme categories. The fund manager would need to operate within that and to that extent, the scheme may not be able to control the systematic risk beyond a certain level. At the same time, certain fund managers do not take such cash calls and stay fully invested at all times. They do not try to reduce the systematic risk, as they believe that the investor would have chosen the scheme after understanding the risks involved in the scheme. On the other hand, the unsystematic risk is reduced through diversification.

Finance theory states that one is rewarded for taking the non-diversifiable risk only, and not for taking the diversifiable risk.

The fund managers adopt active management strategy in order to outperform the scheme's benchmark index. For that purpose, the manager would have no choice but to take certain unsystematic risks by taking a view on the individual securities.

### **Mutual fund investments are subject to market risks**

*"Mutual fund investments are subject to market risks. Please read the scheme related documents carefully before investing."* – These lines are part of any marketing communication by mutual fund companies. This is a regulatory requirement. It is important to understand the meaning of this line, to be able to take the advantages of the mutual funds.

Let us understand this. Unlike most other products, mutual fund is a pass-through vehicle, in which all the investment risks are passed onto the investor since the investor/unit-holder is the owner of the fund. This is not the case when one invests in say a fixed deposit. Let us take the case of a company fixed deposit. An investor is promised a certain return on investment in such fixed deposits. What the company does with the money collected determines the return the company earns – in most cases, the company raise money through this route for their investment in the business or their working capital requirements. The company is supposed to pay the investor only the promised return – nothing more, nothing less. If the company is unable to earn more than what it has promised the depositors, there is a risk that the promise may not be honoured. This is known as credit risk for the depositors. In case of a mutual fund, the ownership of the fund is with the fund's investors. The fund may be subject to this risk as the investments made by the fund may default on their commitments.

Is it possible to manage some of the risks? Is it possible to avoid some? Well, diversification is a proven strategy that can be used as protection against credit risk. A diversified mutual fund,

as the name suggests, automatically offers diversification.

However, the one risk that a mutual fund portfolio cannot do anything about is the risk of market-wide price fluctuations. If the fund invests in a market where prices fluctuate a lot, the NAV of the fund is likely to witness huge fluctuations (e.g., growth funds investing in equity market); however, if it invests in a market where prices do not fluctuate, the NAV of the fund would be quite stable (e.g., overnight funds. This shall be discussed later.

When we talk about price fluctuations, it is important to separate the market price fluctuation from fluctuation in the price of the individual securities. There are certain factors that influence the broader market and prices of most securities fluctuate at the same time – this is called market price fluctuation; whereas some factors only affect individual securities, resulting into fluctuation in the price of an individual security. Diversification can help reduce the latter, but cannot reduce the former.

As can be seen from the above discussion, it is not the mutual fund that carries the risk, but the underlying investments where the mutual fund has invested. Mutual funds simply pass on some of the risks and reduce some others. As discussed above, the market risk cannot be reduced through diversification.

### **10.3 Drivers of Returns and Risk in a Scheme**

The portfolio is the main driver of returns in a mutual fund scheme. The asset class in which the fund invests, the segment or sectors of the market in which the fund will focus on, the styles adopted to select securities for the portfolio and the strategies adopted to manage the portfolio determines the risk and return in a mutual fund scheme. The underlying factors are different for each asset class.

#### **10.3.1 Factors Affecting Performance of Equity Schemes**

Equity as an asset class represents growth investment. The returns to an investor are primarily from appreciation in the value of the asset. The risk to the investor arises from the absence of defined and fixed returns from these investments that can be volatile from period to period. The returns from equity are linked to the earnings of the business. Not all businesses are successful and manage to earn return for its equity investors. It is therefore important to analyse the business and its prospects before investing in its equity. Moreover, investors have to continue to evaluate the business to ensure that it remains profitable and worthy of investment.

In order to generate returns superior to the benchmark, the fund manager must construct a portfolio that is different from the benchmark – either entire portfolio or a part of it, and either always or at least some times. Two primary strategies adopted by the portfolio managers are security selection and market timing.

Security selection is an attempt to select good quality securities that are likely to perform well in the future, as well as avoid those securities where the future may be bleak. Market timing, on the other hand, is an attempt to time the entry and exit into a market or timing the purchase and sale of a security in order to capture the upside in prices and to avoid the downside.

For these purposes, two types of analysis may be used—fundamental analysis and technical analysis.

### **Fundamental and Technical analysis**

**Fundamental analysis** is a study of the business and financial statements of a firm in order to identify securities suitable for the strategy of the schemes as well as those with high potential for investment returns and where the risks are low. Fundamental analysis normally ties in well with the security selection strategy and mostly used for identifying long term investment avenues.

The discipline of **Technical Analysis** has a completely different approach. Technical Analysts believe that price behaviour of a share over a period throws up trends for the future direction of the price. Along with past prices, the volumes traded indicate the underlying strength of the trend and are a reflection of investor sentiment, which in turn will influence future price of the share. Technical Analysts therefore study price-volume charts (a reason for their frequently used description as “*chartists*”) of the company’s shares to decide support levels, resistance levels, breakouts, and other triggers to base their buy/sell/hold recommendations for a share.

Both types of analysts swear by their discipline. It is generally agreed that longer-term investment decisions are best taken through a fundamental analysis approach, while technical analysis comes in handy for shorter-term speculative decisions, including intra-day trading. Even where a fundamental analysis-based decision has been taken on a stock, technical analysis might help decide when to implement the decision i.e., the timing.

Fundamental Analysis entails review of the company’s fundamentals viz. financial statements, quality of management, competitive position in its product / service market etc. The analyst sets price targets, based on financial parameters. Some of these financial parameters are listed below:

**Earnings per Share (EPS):**  $\text{Net profit after tax} \div \text{No. of equity shares outstanding}$

This tells investors how much profit the company earned for each equity share that they own.

**Price to Earnings Ratio (P/E Ratio):**  $\text{Market Price per share} \div \text{Earnings Per Share (EPS)}$

When investors buy shares of a company, they are essentially buying into its future earnings. P/E ratio indicates how much investors in the share market are prepared to pay (to become

owners of the company), in relation to the company's earnings. The forward P/E ratio is normally calculated based on a projected EPS for a future period (also called *forward EPS*)

A company's shares are seen as expensive or otherwise by comparing its P/E ratio to the market P/E and peer group P/E ratios. A simplistic (but faulty) view is that low P/E means that a share is cheap, and therefore should be bought; the corollary being that high P/E means that a share is expensive, and therefore should be sold. In reality, the P/E may be high because the company's prospects are indeed good, while another company's P/E may be low because it is unlikely to replicate its past performances. The validity of this parameter will depend upon the robustness of the future estimates of the earnings of the company. The P/E ratio needs to be recalculated every time there is a change in the earnings and its estimates.

The **Price Earnings to Growth (PEG) ratio** relates the P/E ratio to the growth estimated in the company's earnings. A PEG ratio of one indicates that the market has fairly valued the company's shares, given its expected growth in earnings. A ratio less than one indicates the equity shares of the company are undervalued, and a ratio greater than one indicates an overvalued share.

**Book Value per Share:**  $\text{Net Worth} \div \text{No. of equity shares outstanding}$

This is an indicator of how much each share is worth, as per the company's own books of accounts. The accounts represent a historical perspective, and are a function of various accounting policies adopted by the company.

**Price to Book Value:**  $\text{Market Price per share} \div \text{Book Value per share}$

An indicator of how much the share market is prepared to pay for each share of the company, as compared to its book value. The drawback with this is that the book value is an accounting measure and may not represent the true value of the assets of the company.

Such financial parameters are compared across companies, normally within a sector. Accordingly, recommendations are made to buy/hold/sell the shares of the company.

As in the case of P/E ratio, most financial indicators cannot be viewed as stand-alone numbers. They need to be viewed in the context of unique factors underlying each company. The fundamental analyst keeps track of various companies in a sector, and the uniqueness of each company, to ensure that various financial indicators are understood in the right perspective.

**Dividend Yield:**  $\text{Dividend per share} \div \text{Market price per share}$

This is used as a measure of the payouts received from the company, in percentage, for each rupee of investment in the share. Since dividends are not guaranteed or fixed, investors who are particular about receiving payouts look at the trend in dividend yields over a period of time. Dividend yield is considered as a parameter by conservative investors looking to identify steady and lower risk equity investments. A high dividend yield is the result of higher payout

and/or lower market prices, both of which are preferred by such conservative investors.

Another way of looking at a high Pay-out of Income Distribution cum capital withdrawal plan is that the company may have lower investment prospects and therefore pays out the profits instead of re-investing it into the company.

Dividend yields tend to go down across stocks in a bull market and rise in a bear market.

### **Investment Styles – Growth and Value**

**Growth investment style** entails investing in high growth stocks i.e., stocks of companies that are likely to grow much faster than the market. Many market players are interested in accumulating such *growth stocks*. Therefore, valuation of these stocks tends to be on the higher side. Further, in the event of a market correction, these stocks tend to decline more. Such stocks typically feature high P/E and PEG ratios and lower dividend yield ratio.

**Value investment style** is an approach of picking up stocks, which are priced lower than their intrinsic value, based on fundamental analysis. The belief is that the market has not appreciated some aspect of the value in a company's share – and hence it is cheap. When the market recognizes the intrinsic value, then the price would shoot up. Such stocks are also called *value stocks*. Investors need a longer investment horizon to benefit from the price appreciation in such stocks.

Value investors maintain a portfolio of such value stocks. In the stocks where their decision is proved right, they earn very high returns, which more than offset the losses on failed decisions.

It is important to note that 'high valuation' is not the equivalent of 'high share price', just as 'low valuation' is not the same as 'low share price'. Fundamental analysts look at value in the context of some aspect of the company's financials. For example, how much is the share price as compared to its earnings per share (*Price to Earnings Ratio*); or how much is the share price as compared to its book value (*Price to Book Value Ratio*).

Thus, a company's share price may be high, say Rs. 100, but still reasonably valued given its earnings; similarly, a company may be seen as over-valued, even when its share price is Rs. 5, if it is not matched by a reasonable level of earnings.

Investments of a scheme can thus be based on growth, value or a blend of the two styles. In the initial phases of a bull run, growth stocks deliver good returns. Subsequently, when the market heats up and the growth stocks get highly valued or costly, value picks end up being safer.

### **Portfolio building approach – Top down and Bottom up**

In analysing the factors that affect the earnings of company, analysts consider the *EIC framework* i.e., the economy, the industry and the company-specific factors. Economic factors

include inflation, interest rates, GDP growth rates, fiscal and monetary policies of the government, balance of payment etc. Industry factors that are relevant include regulations that affect investment and growth decisions of the companies, level of competition, availability of raw materials and other inputs and cyclical nature of the industry. Company-specific factors include management and ownership structure, financial parameters, products and market shares and others.

In a *top-down* approach, the portfolio manager evaluates the impact of economic factors first and narrows down on the industries that are suitable for investment. Thereafter, the companies are analysed and the good stocks within the identified sectors are selected for investment.

A *bottom-up* approach on the other hand analyses the company-specific factors first and then evaluates the industry factors and finally the macro-economic scenario and its impact on the companies that are being considered for investment. Stock selection is the key decision in this approach; sector allocation is a result of the stock selection decisions.

Both the approaches have their merit. Top-down approach minimizes the chance of being stuck with large exposure to a poor sector. Bottom-up approach ensures that a good stock is picked, even if it belongs to a sector that is not so hot. What is important is that the approach selected should be implemented professionally.

Therefore, it can be said that equity returns are a function of sector and stock selection. Investors can also hope for a secular growth in a diversified mix of equity stocks when the economy does well.

### **10.3.2 Factors affecting performance of Debt Schemes**

Risks associated with marketable debt securities have been covered earlier. Primarily there are two risks impacting the debt securities, viz., interest rate risk and credit risk. The yields on debt securities tend to move up as the maturity rises (interest rate risk rises), or as the credit risk is increased.

Investment in a debt security, entails a return in the form of interest (at a pre-specified frequency for a pre-specified period), and repayment of the invested amount at the end of the pre-specified period.

The pre-specified period is called *tenor*. At the end of the tenor, the securities are said to *mature*. The process of repaying the amounts due on maturity is called *redemption*. An investor may earn capital gains or incur capital losses by selling the debt security before its maturity period.

Debt securities that are to mature within a year are called money market securities.

The total return that an investor earns or is likely to earn on a debt security is called its *yield*. Yield to maturity (YTM) is the return that the investor gets provided the security is held till

maturity.

The holding period return (HPR) is a combination of interest paid by the issuer and capital gain (if the sale proceeds are higher than the amount invested) or capital loss (if the sale proceeds are lower than the amount invested) relative to the price paid to buy the security.

Central Government, State Governments, Banks, Financial Institutions, Public Sector Undertakings (PSU), Private Companies, Municipalities, etc. may issue debt securities.

- Securities issued by the Government are called *Government Securities* or *G-Sec* or *Gilt*.
- *Treasury Bills* are short term debt instruments issued by the Reserve Bank of India on behalf of the Government of India.
- *Certificates of Deposit* are issued by Banks (for 7 days to 1 year) or Financial Institutions (for 1 to 3 years)
- *Commercial Papers* are short term securities (up to 1 year) issued by companies.
- *Bonds/Debentures* are generally issued for tenors beyond a year. Governments and public sector companies tend to issue bonds, while private sector companies issue debentures.

Since the government is unlikely to default on its obligations, Gilts are viewed as safe as there is no credit risk associated with them. The yield on Gilt is generally the lowest in the market for a given tenor. Since non-Government issuers can default, they tend to offer higher yields for the same tenor. The difference between the yield on Gilt and the yield on a non-Government Debt security is called its *credit spread*.

The possibility of a non-government issuer defaulting on a debt security i.e., its credit risk is measured by Credit Rating companies such as CRISIL, ICRA, CARE and Fitch (now India Ratings). They assign different symbols to indicate the credit risk in a debt security. For instance, 'AAA' is rating agencies' indicator of highest safety in a debenture. Higher the credit risk, higher is likely to be the yield on the debt security.

The interest rate payable on a debt security may be specified as a fixed rate, say 6 percent. Alternatively, it may be a floating rate i.e., a rate linked to some other rate that may be prevailing in the market, say the rate that is applicable to Gilt. Interest rates on floating rate securities (also called *floaters*) are specified as a "Base + Spread". For example, 5-year G-Sec + 2 percent, this means that the interest rate that is payable on the debt security would be 2 percent above whatever is the rate prevailing in the market for Government Securities of 5-year maturity.

The returns in a debt portfolio are largely driven by interest rates and credit spreads.

## Interest Rates

Suppose an investor has invested in a debt security that yields a return of 8 percent. Subsequently, yields in the market for similar securities rise to 9 percent. It stands to reason that the security, which was bought at 8 percent yield, is no longer such an attractive investment. It will therefore lose value. Conversely, if the yields in the market go down, the debt security will gain value. Thus, there is an inverse relationship between yields and value of such debt securities, which offer a fixed rate of interest.

Let us look at another example:

Suppose Company X issued a debenture for a period of 5 years carrying a coupon rate of 9.5 percent p.a. The debenture carried credit rating of AAA, which denotes highest safety.

Two years later, the debenture has residual maturity of 3 years, i.e., the debenture will mature after 3 years. At this stage, the interest rate for AAA rated debentures having 3-year maturity is 8.5 percent p.a. In such a case, the Company X debenture would fetch premium in the secondary market over its face value.

A security of longer maturity would fluctuate a lot more, as compared to short tenor securities. Debt analysts' work with a related concept called *modified duration* to assess how much a debt security is likely to fluctuate in response to changes in interest rates. Higher the modified duration of a debt security, greater is the volatility in its prices in response to changes in interest rates in the market.

In a floater, when yields in the market go up, the issuer pays higher interest; lower interest is paid, when yields in the market go down. Since the interest rate itself keeps adjusting in line with the market, these floating rate debt securities tend to hold their value, despite changes in yield in the debt market.

If the portfolio manager expects interest rates to rise, then the portfolio is switched towards a higher proportion of floating rate instruments; or fixed rate instruments of shorter tenor (which have lower modified duration). On the other hand, if the expectation is that interest rates would fall, then the manager increases the exposure to longer term fixed rate debt securities (which have higher modified duration).

The calls that a fund manager takes on likely interest rate scenario are therefore a key determinant of the returns in a debt fund – unlike equity, where the calls on sectors and stocks are important.

## Credit Spreads

Suppose an investor has invested in the debt security of a company. Subsequently, its credit rating improves. The market will now be prepared to accept a lower credit spread. Correspondingly, the value of the debt security will increase in the market.

The investment objective of a debt will define whether the focus of the fund manager will be on earning interest income (Accrual) or on appreciation or gains in the value of the securities held. A money market or liquid fund, an Ultra short-term debt fund or a Floating rate fund will focus only on accrual or interest income. The portfolio will hold only securities with short-term maturities which have low modified duration so that there is no risk of volatility in the values of securities held. A fund that seeks to earn a combination of coupon income and gains in the value of the securities will hold a portfolio of both short-term maturities and long-term securities. Higher the proportion of long-term securities in the portfolio, greater will be the volatility in the returns of the fund since the securities with higher duration will see a greater volatility in their values in response to changes in interest rates in the market.

Duration management is the strategy adopted by funds with the mandate to do so where the fund manager alters the duration of the portfolio in anticipation of changes in interest rate scenario. The fund manager will increase the duration of the portfolio by moving into long term maturities if interest rates are expected to go down and vice versa. The risk in the strategy arises from the possibility that the expectation on interest rate movements may not materialize.

A debt portfolio manager also explores opportunities to earn gains by anticipating changes in credit quality, and changes in credit spreads between different market benchmarks in the market place. Including securities in portfolio whose credit rating is expected to go up will translate into gains for the portfolio when the value appreciates in response to the re-rating of the security. The risk is that the default risk in the portfolio will go up if the expected re-rating does not materialize.

Depending on the investment strategy, the fund managers may take or avoid these risks. If the asset allocation for the category is tightly defined by SEBI or through the scheme document, there is not much room for the fund manager. For example, in case of overnight funds, the fund manager must invest only in overnight securities. Hence, there is no question of taking the interest rate risk. On the other hand, when the limits are not tightly defined, the fund manager may assume an active role in managing the risk, e.g., an ultra-short term debt fund may take credit risk, since the SEBI regulations only define the permitted maturity profile, which indicates how much interest rate risk the scheme can take.

Dynamic bond fund is a category where the fund manager may take a view on the interest rate movements and positions the portfolio to benefit out of it. When the view is that the rates are likely to move down, the manager may increase the maturity of the portfolio (or buy long maturity securities and sell short maturity papers), and vice versa.

### **10.3.3 Factors Affecting Performance of Gold Funds**

Gold, as an asset class does not generate any current income. This was discussed in Chapter 1. In such a case, the only way an investor in gold makes money is when one is able to sell the gold at prices higher than one's cost of purchase. The gold prices move on account of the

demand-supply balance or imbalance as well as the general view on the price of the asset.

Gold is a truly international asset, whose quality can be objectively measured. The value of gold in India depends on the international price of gold (which is quoted in foreign currency), the exchange rate for converting the currency into Indian rupees, and any duties on the import of gold.

Therefore, returns in gold as an asset class depends on the following factors:

### **Global price of gold**

Gold is seen as a safe haven asset class. Therefore, whenever there is political or economic turmoil, gold prices shoot up.

Most countries hold a part of their foreign currency reserves in gold. Similarly, institutions like the International Monetary Fund have large reserves of gold. When they come to the market to sell, gold prices weaken. Purchases of gold by large countries tend to push up the price of gold.

### **Strength of the Rupee**

Economic research into inflation and foreign currency flows helps analysts anticipate the likely trend of foreign currency rates.

When the rupee becomes stronger, the same foreign currency can be bought for fewer rupees. Therefore, the same gold price (denominated in foreign currency), translates into a lower rupee value for the gold portfolio. This pushes down the returns in the gold fund. A weaker rupee, on the other hand, pushes up the rupee value of the gold portfolio, and consequently the returns in gold would be higher.

Since the gold funds are passive in nature, the fund manager does not take a view on the movement of gold prices. Such funds simply invest in gold and hence there is no risk related to the decisions taken by the fund management team.

### **10.3.4 Factors affecting performance of Real Estate funds**

Unlike gold, real estate is a local asset. It cannot be transported – and its value is driven by local factors. Some of these factors are:

#### **Economic scenario**

At times of uncertainty about the economy (like recessionary situation), people prefer to postpone real estate purchases and consequently, real estate prices weaken. As the economy improves, real estate prices also tend to keep pace.

## **Infrastructure development**

Whenever infrastructure in an area improves, real estate values increase.

## **Interest Rates**

When money is cheap and easily available, more people buy real estate. This pushes up real estate prices. Rise in interest rates therefore softens the real estate market.

The behaviour of real estate is also a function of the nature of real estate viz. residential or commercial; industrial, infrastructural, warehouse, hotel or retail.

Similarly, a lot of innovation is possible in structuring the real estate exposure. Real estate analysts are experts in assessing the future price direction of different kinds of real estate, and structuring exposure to them.

The composition of the portfolio is the most important driver of returns in a scheme. The factors that drive the return of some of the asset classes are discussed above. The factors that cause fluctuation in the returns of these asset classes, and the schemes that invest in them, are discussed in a later section on risk drivers.

Real estate investments can generate returns in two ways, viz. rental income and capital appreciation. While the former could accrue regularly, the latter is difficult to determine as the same may happen over a period of time and it is difficult to ascertain the same in the short term.

SEBI has mandated that the mutual funds employ neutral valuation agencies to determine the current valuation of the real estate investments. Currently, there are no mutual fund schemes investing in real estate.

## **10.4 Measures of Returns**

The returns from an investment are calculated by comparing the cost paid to acquire the asset (outflow) or the starting value of the investment to what is earned from it (inflows) and computing the rate of return. The inflows can be from periodic payouts such as interest from fixed income securities and dividends from equity investments and gains or losses from a change in the value of the investment. The calculation of return for a period will take both the income earned and gains/loss into consideration, even if the gains/loss have not been realized.

### **10.4.1 Simple Return**

Suppose you invested in a scheme at a NAV of Rs. 12. Later, you found that the NAV has grown to Rs. 15. How much is your return?

The *Simple Return* can be calculated with the following formula:

$$\frac{(\text{Later Value} \textit{ minus Initial Value}) \times 100}{\text{Initial Value}}$$

$$\frac{(\text{Rs15} \textit{ minus Rs12}) \times 100}{\text{Rs12}}$$

i.e., **25 percent**

Thus, simple return is simply the change in the value of an investment over a period of time.

#### 10.4.2 Annualized Return

Two investment options have indicated their returns since inception as 5 percent and 3 percent respectively. If the first investment was in existence for 6 months, and the second for 4 months, then the two returns are obviously not comparable. Annualisation helps us compare the returns of two different time periods.

The *Annualized Return* can be calculated as:

$$\frac{\text{Simple Return} \times 12}{\text{Period of Simple Return (in months)}}$$

Investment 1	Investment 2
$\frac{5 \textit{ percent} \times 12}{6}$	$\frac{3 \textit{ percent} \times 12}{4}$
i.e., <b>10</b>	i.e., <b>9</b>

#### 10.4.3 Compounded Return

If the two investment options mentioned above were in existence for 6 years and 4 years respectively, then it is not possible to calculate the annualised return using the above formula as it does not consider the effect of *compounding*.

*What is compounding?* Suppose you deposited Rs. 10,000 in a cumulative bank deposit for 3 years at 10 percent interest, compounded annually.

The bank would calculate the interest in each of the 3 years as follows:

Year	Opening Balance (Rs)	Interest (10 percent on opening balance)	Closing Balance (Rs)
1	10,000	1,000	11,000

2	11,000	1,100	12,100
3	12,100	1,210	13,310

Thus, at the end of the 3-year period, your principal of Rs. 10,000 would have grown to Rs. 13,310. If, on the other hand, the bank had calculated interest on simple basis, it would have calculated interest at Rs. 1,000 for each of the 3 years, and given you Rs. 13,000.

The difference between Rs 13,310 and Rs 13,000 is the effect of compounding. Longer the period of investment holding, higher would be the difference, if compounding is not considered.

*Compounded return* can be calculated using a formula:

$$(Later\ Value / Initial\ Value)^{1/n} - 1$$

Where: 'n' is the period in years.

Thus, if Rs. 1,000 grew to Rs. 4,000 in 2 years, Later Value= Rs 4,000; Initial Value = Rs 1,000; n = 2 years, then the compounded return is given by the formula:

$$\text{Thus, compounded return} = ((4000/1000)^{(1/2)}) - 1$$

MS Excel will calculate the answer to be 1. This is equivalent to 1 X 100 i.e., 100 percent. Thus, the investment yielded a 100 percent compounded return during the 2 years.

Logically, for a return of 100 percent, the initial value of Rs. 1,000 should have grown by 100 percent i.e., doubled to Rs. 2,000 in the first year; and further doubled to Rs. 4,000 in the second year. Thus, LV had to reach a value of Rs. 4,000, which indeed was the case. It is possible to do the above calculations, by using the concerned NAVs of a scheme. Thus, to calculate the returns from a scheme over a specific period of time, then:

- NAV at the beginning of the period is Initial Value
- NAV at the end of the period is Later Value and
- Exact number of days during the period, divided by 365 is 'n'

Conceptually, these calculations give you only the return in the form of change in NAV. Another form of return for an investor in a mutual fund scheme is dividend. NAV goes down after a dividend is paid. Therefore, in the above examples, if dividend was paid, then that has not been captured in any of the three kinds of returns calculated viz. Simple, Annualised and Compounded.

The above three formulae are thus applicable only for growth schemes, or for Income distribution cum capital withdrawal (dividend) scheme that have not paid a dividend during

the period for which return is being calculated.

Whenever a dividend is paid – and compounding is to be considered - the CAGR technique (or the reinvestment method, as some call it) prescribed by SEBI is used.

#### **10.4.4 Compounded Annual Growth Rate**

The CAGR calculation is based on an assumption that the dividend would be re-invested in the same scheme at the ex-dividend NAV. The following example will clarify the calculation.

You invested Rs. 10,000 in a scheme at Rs. 10 per unit on June 30, 2019

On January 1, 2020, the scheme paid out a dividend of Re. 1 per unit. The ex-dividend NAV was Rs. 12.50.

On January 1, 2021, the scheme paid out another dividend of Re. 1 per unit. The ex-dividend NAV was Rs. 15.

Let us calculate the CAGR, which we know captures the impact of both dividend payments and compounding.

We know that the **initial value of investment is Rs. 10,000.**

If Rs. 10,000 was invested at Rs. 10 per unit, then you would have 1,000 units (i.e., Rs. 10000/Rs. 10).

The first dividend of Re. 1 per unit on 1,000 units would amount to Rs. 1,000. If this amount was re-invested in the same scheme at the ex-dividend NAV, then you would have 80 additional units (i.e., Rs. 1000/Rs. 12.50, where the reinvestment happens at the ex-dividend NAV of Rs. 12.50).

Thus, your unit-holding would have gone up from 1,000 to 1,080 units.

The second dividend of Re. 1 per unit, on the revised unit-holding of 1,080 units would amount to Rs. 1,080. If this amount were re-invested in the same scheme at the ex-dividend NAV, then you would have 72 additional units (Rs. 1,080/Rs. 15, reinvestment at the ex-dividend NAV).

Thus, your unit-holding would have gone up from 1,080 to 1,152 units. At Rs. 15 per unit, this would be valued at Rs. 17,280.

Therefore, the **later value of units is Rs. 17,280.**

The impact of dividend has been captured in the form of increase in the number of units.

You now need the time period in years, to compute the compounded returns. The period of June 30, 2019 to January 1, 2021 has 551 days. Dividing by 365, it translates to 1.51 years.

Thus, the **investment period in years (n) is 1.51 years.**

**Now the compound interest formula can be applied.  $(\text{Later Value}/\text{Initial Value})^{(1/n)} - 1$**

Where 'n' is the period in years.

Here, Rs. 10,000 grew to Rs. 17,280 in 1.51 years, LV = Rs. 17,280; IV = Rs. 10,000; n = 1.51 years.

$$= ((17280/10000) ^ (1/1.51))-1$$

MS Excel will calculate the answer to be 0.4365. This is equivalent to  $0.4365 \times 100$  i.e., 43.65 percent. Thus, the investment yielded a 43.65 percent CAGR between June 30, 2019 and January 1, 2021. To be noted, this calculation does not take taxation into account.

### **Scheme Returns and Investor Returns**

The discussion so far focused on scheme returns. Investors might have a return profile that is different, on account of the role of loads.

In the earlier example, the CAGR was calculated with the closing NAV as Rs. 15. However, if an exit load of 1 percent was applicable, then the investor will receive only 99 percent of Rs. 15 i.e., Rs. 14.85 on re-purchase. Thus, your return as investor would be lower than the scheme returns.

Similarly, if the original investment had suffered an entry load of 2 percent, you would have bought the units at 102 percent of Rs. 10 i.e., Rs. 10.20. This would have brought down the returns. (Note: Entry load is no longer permitted).

Loads thus drag down the investor's return below the scheme return. Even taxes would pull down the investor's post-tax returns.

While calculating investor returns for a period, the same formulae can be used, with the following changes:

- Instead of the initial value of NAV (which is used for calculating scheme returns), the amount actually paid by the investor (i.e., NAV plus Entry Load, if any) would need to be used.
- Instead of the later value of NAV (which is used for calculating scheme returns), the amount actually received/receivable by the investor (i.e., NAV minus Exit Load, if any) would need to be used.

Investor returns might vary from the scheme returns also on account of choices regarding investment schedule, i.e., additional investment being made during the period or redeeming a portion of the investment. In such a case, for the same period investor's returns may be different from the published returns of the scheme.

The returns published in a mutual fund advertisement would be without factoring the entry or exit load, as may be applicable.

Holding period returns is calculated for a fixed period such as one month, three months, one year, three years or since inception. The return is calculated using CAGR if the holding period is over one year and simple absolute returns for less than one year. Holding period returns may not present an accurate picture of the returns from a fund if the initial value or the end value used for calculation was too high or low. To eliminate this impact rolling returns are calculated. Rolling returns is the average annualized return calculated for multiple consecutive holding periods in an evaluation period. For example, all consecutive one year returns in a three-year period with a daily/weekly/monthly rollover is calculated and averaged.

### **Pros and Cons of Evaluating Funds only on the Basis of Return Performance**

The primary factor that investors use for selecting a mutual fund for investment is the return that it has generated. To make the selection more robust, it is important to consider the consistency of the return performance and the performance relative to the benchmark of the scheme and its peer group funds. It is important for an actively managed fund to perform well in rising markets and fall less than the benchmark in a declining market.

However, the return number alone is not adequate to make a decision to invest in a scheme or exit from a scheme. The suitability of the scheme to an investor's needs must also consider the risk associated with the scheme. This includes evaluating factors like the volatility in returns over time. The extent of volatility indicates the riskiness of the scheme.

### **10.5 SEBI Norms regarding Representation of Returns by Mutual Funds in India**

Mutual funds are not permitted to promise any returns, unless it is an assured returns scheme. Assured returns schemes call for a guarantor who is named in the SID. The guarantor will need to write out a cheque, if the scheme is otherwise not able to pay the assured return.

Advertisement Code and guidelines for disclosing performance related information of mutual fund schemes are prescribed by SEBI. The same has been discussed earlier.

### **10.6 Risks in fund investing with a focus on investors**

Section 10.1 of this book covered the discussion on various general and specific risk factors in mutual fund schemes. The same must be seen from the point of view of the investors. It is understood that the investor is taking some risks while investing in mutual funds. However, in order to sell schemes suitable for the investor's situation, the distributor needs to understand the impact of these risks. The risks discussed in section 10.1 must be seen in light of the objective for which an investor has invested the money.

#### **Risks in Equity Funds**

An investor would be exposed to the risk of price fluctuations in an equity fund. The risk is

likely to go up when one moves from large-cap to mid-cap to small-cap schemes. In the same manner, the business risk or the risk of failure of a company's business also tends to be higher in case of small-cap companies in comparison to mid-caps, and higher in case of mid-caps in comparison to large caps. The liquidity risk is another risk that an equity fund investor must be careful of, although equity investments are suitable for long term. All these risks increase in a focused fund due to portfolio concentration.

The result of these risks could be that the investor's objective of long-term growth from the equity fund may not materialize due to the possibility of lower-than-expected returns. At the same time, the presence of these risks also increases the return potential.

An investor should invest in equity funds in line with one's risk profile. It would also be prudent to ensure adequate liquidity in the portfolio through liquid funds so that one does not have to resort to selling equity funds, if one needs money when the stock markets are down.

#### **10.6.1 Risks in Debt Funds**

Debt funds or income funds are often used for providing stability to the portfolio or for the purpose of generating regular income. A large number of investors are not exposed to fluctuations in prices of their debt instruments, especially majority of Indians who invest in non-marketable debt instruments, such as fixed deposits or small savings schemes. On the other hand, debt fund NAVs may fluctuate due to change in interest rates or due to credit migration. That means the debt fund portfolio may not be as stable as one expected.

Some investors opt for the Income distribution cum capital withdrawal (dividend) option in order to receive regular income. However, such income is not guaranteed and there have been instances in the past where some schemes have skipped paying the dividends during certain periods, due to non-availability of distributable surplus (See Section 7.3 in the book).

The liquid, ultra-short term, or low duration funds are often used for parking of money for short term. If gating provisions are applied or segregated portfolio is created, only partial liquidity may be available. Section 10.8 explains gating provisions and segregated portfolio in details

In case the segregated portfolios are not created, and some other investors exit from the scheme, the investors who stay invested would be exposed to even greater risks. This is explained in the below example:

Assume that XYZ Debt Fund investment in debentures of ABC Ltd. is to the extent of 5 percent of scheme's NAV. Sometime later the said debenture defaulted on repayment. If the segregated portfolio was not created, the debenture would continue to remain part of the portfolio. If various investors due to this credit default withdraw 50 percent of the money from the scheme, the scheme would be required to sell the debentures that some buyers are

ready to buy. That means the scheme would end up holding debenture of ABC Ltd. and sell some other papers. In such a case, the exposure to ABC Ltd.'s debenture on the remaining portfolio would be 10 percent. The investors, who continued to stay invested got a bigger problem.

In the recent past, there have been a few credit events that hit even the liquid funds, ultra-short-term debt funds, and low duration funds. This highlighted once again that while these scheme categories may be safe in terms of interest rate risk, these are not absolutely safe when it comes to credit risk. The critical point to understand is "low risk" does not mean "zero risk".

Currently according to the SEBI (Mutual Funds) Regulations, 1996 and SEBI circular dated December 28, 2018, every close-ended scheme (other than ELSS) and units of segregated portfolio are required to be listed on recognized stock exchanges. As per MF Regulations, there are several steps envisaged with respect to winding up of Mutual Fund schemes before the scheme ceases to exist. During this process, such units can be listed and traded on a recognized stock exchange, which may provide an exit to investors. Accordingly, the units of Mutual Fund schemes which are in the process of winding-up in terms of Regulation 39(2)(a) of MF Regulations, shall be listed on recognized stock exchange, subject to compliance with listing formalities as stipulated by the stock exchange.

### **10.6.2 Risks in Hybrid Funds**

SEBI circular on mutual fund scheme categorization defined the asset allocation between equity and debt in case of certain categories within the hybrid funds. The distributor must be careful in evaluating and selecting the schemes.

It is widely believed that the arbitrage funds are very safe since they employ arbitrage strategies that nullify the exposure to any security or the stock markets. However, some arbitrage funds have the provision to invest in debt securities, as well as to employ strategies like "paired arbitrage", or "alpha hedging", or "merger arbitrage". In all these cases, the fund manager is taking a view on the price movement and not employing pure arbitrage. If the judgment turns out to be wrong, the investor could lose some money, or earn low returns.

### **10.6.3 Risk in Gold Funds**

As an international commodity, gold prices are difficult to manipulate. Therefore, there is better pricing transparency.

Further, gold does well when the other financial markets are in turmoil. Similarly, when a country goes into war, and its currency weakens, gold funds generate excellent returns.

These twin benefits make gold a very attractive risk proposition. An investor in a gold fund needs to be sure what kind of gold fund it is – Gold Sector Fund or Gold ETF. Gold funds have

the risk that if the value or price of gold falls then the investor could end up making a loss too.

#### 10.6.4 Risk in Real Estate Funds

Investment in real estate is subject to various kind of risks. Every real estate asset is different; therefore, its valuation is highly subjective. Real estate is a less liquid asset class. The intermediation chain of real estate agents is largely unorganized in India. Transaction costs, in the form of stamp duty, registration fees, etc. are high. Regulatory risk is high in real estate, as is the risk of litigation and other encumbrances. The transparency level is low even among the real estate development and construction companies.

Many real estate groups are family-owned and family-driven, therefore there is poor corporate governance standards which also increases the risks of investing in their securities. Thus, real estate funds are quite high in risk, relative to other scheme types. Yet, they are less risky than direct investment in real estate.

#### 10.7 Measures of Risk

Fluctuation in returns is used as a measure of risk. Therefore, to measure risk, generally the periodic returns (daily/weekly/fortnightly/monthly) are first worked out, and then their fluctuation is measured against the average return. The fluctuation or variation may be to the higher or lower side. Both are taken as risky. The fluctuation in returns can be assessed in relation to itself, or in relation to some other index. Accordingly, the following risk measures are commonly used.

##### 10.7.1 Variance

Suppose there are two schemes, with monthly returns as follows:

Month	Returns (%)	
	Scheme 1	Scheme 2
1	5	5
2	4	-5
3	5	10

Month	Returns (%)	
	Scheme 1	Scheme 2
4	6	5
<b>Average Return</b>	<b>5</b>	<b>3.75</b>
<b>Variance</b>	<b>0.67</b>	<b>39.58</b>

Variance measures the fluctuation in periodic returns of a scheme, as compared to its own average return.

This can be easily calculated in MS Excel using the following function:

= var (range of cells where the periodic returns are calculated)<sup>97</sup>  
 Variance as a measure of risk is relevant for both debt and equity schemes.

### 10.7.2 Standard Deviation

Like Variance, Standard Deviation too measures the fluctuation in periodic returns of a scheme in relation to its own average return. Mathematically, standard deviation is equal to the square root of variance.

Standard deviation is a measure of total risk in an investment. As a measure of risk, it is relevant for both debt and equity schemes.

A high standard deviation indicates greater volatility in the returns and greater risk. Comparing the standard deviation of a scheme with that of the benchmark and peer group funds gives the investor a perspective of the risk in the scheme. Standard deviation along with the average return can be used to estimate the range of returns that the investment will take.

Since standard deviation is calculated using historic numbers it has limited use in predicting future performance.

The NAV of any scheme would keep fluctuating in line with changes in the valuation of securities in its portfolio. The change in NAV of the growth option of a scheme captures the scheme's return, as already discussed. The return can thus be calculated at different points of time, keeping the time period constant.

The standard deviation of the periodic returns can be calculated, using the '=stdev' function in MS Excel, as=stdev (range of cells where the periodic returns are calculated). This is exhibited below in illustration 10.1.

#### Illustration 10.1: Calculating standard deviation

		C10		fx		=STDEV(C5:C8)	
	A	B	C	D			
2							
3	<b>Week</b>	<b>NAV (₹)</b>	<b>Weekly Return</b>				
4	1	10.00					
5	2	10.05	0.50%				
6	3	10.02	-0.30%				
7	4	10.15	1.30%				
8	5	10.20	0.49%				
9							
10	Standard Deviation				0.65%		

*Standard deviation* is a statistical measure of how much the scheme's return varies as

<sup>97</sup>At least 30 observations are required in the series in order to compute an accurate statistical value of standard deviation.

compared to its own past standard. It is a measure of total risk in the scheme. Higher the standard deviation, riskier the scheme is.

The standard deviation has been calculated above, based on weekly returns. 52 weeks represent a year. Therefore, the standard deviation can be annualised by multiplying the weekly number by the square root of 52 [written in excel as 'sqrt (52)'].

The annualised standard deviation would therefore be  $0.65 \times \sqrt{52}$  i.e., 4.70 percent (rounded).

While working with monthly returns, the standard deviation would be multiplied by  $\sqrt{12}$ ; in the case of daily returns, it would be multiplied by  $\sqrt{252}$ , because there are 252 trading days in a year, after keeping out the non-trading days (Saturdays, Sundays, holidays).

### **10.7.3 Beta**

Beta is based on the *Capital Asset Pricing Model (CAPM)*, which states that there are two kinds of risk in investing in equities – *systematic risk* and *non-systematic risk*. This has been explained in the earlier section. Since non-systematic risk can be diversified away, investors need to be compensated only for systematic risk, according to CAPM. This systematic risk is measured by its *Beta*.

Beta measures the fluctuation in periodic returns in a scheme, as compared to fluctuation in periodic returns of a diversified stock index (representing the market) over the same period.

The diversified stock index, by definition, has a Beta of 1. Companies or schemes, whose beta is more than 1, are seen as riskier than the market. Beta less than 1 is indicative of a company or scheme that is less risky than the market.

An investment with a beta of 0.8 will move 8 percent when markets move by 10 percent. This applies to increase as well as fall in values. An investment with a beta of 1.2 will move by 12 percent both on the upside and downside when markets move (up/down) by 10 percent.

Beta as a measure of risk is relevant only for equity schemes.

### **10.7.4 Modified Duration**

Modified duration measures the sensitivity of value of a debt security to changes in interest rates. Higher the modified duration, higher is the interest sensitive risk in a debt portfolio.

A professional investor would rely on modified duration as a better measure of sensitivity to interest rate changes.

### **10.7.5 Weighted Average Maturity**

Broadly, it can be said that the extent of fluctuation in value of the fixed rate debt security is a function of its *time to maturity (balance tenor)*. Longer the balance tenor, higher would be the fluctuation in value of the fixed rate debt security arising out of the same change in interest rates in the market.

This has led to the concept of *weighted average maturity* in debt schemes. If a scheme has 70 percent of its portfolio in a 4-year security, and balance 30 percent in a 1-year security, the weighted average maturity can be calculated to be (70 percent X 4 years) + (30 percent X 1 year) i.e., 3.1 years. The NAV of such a scheme can be expected to fluctuate more than another debt scheme with a weighted average maturity closer to 1.5 years.

While modified duration captures interest sensitivity of a security better, it can be reasoned that longer the maturity of a debt security, higher would be its interest rate sensitivity. Extending the logic, weighted average maturity of debt securities in a scheme's portfolio is indicative of the interest rate sensitivity of a scheme.

Being simpler to comprehend, weighted average maturity is widely used, especially in discussions with lay investors. However, a professional debt fund manager would rely on modified duration as a better measure of interest rate sensitivity.

### **10.7.6 Credit Rating**

The credit rating profile indicates the credit or default risk in a scheme. Government securities do not have a credit risk. Similarly, cash and cash equivalents do not have a credit risk. Investments in corporate issuances carry credit risk. Higher the credit rating, lower is the default risk.

Better the credit rating of an issuer, lower is the spread. Issuers with a poor credit rating need to offer higher yields to attract investors. Therefore, the spread on such securities is higher.

Credit rating too changes over time. A security that was rated 'AAA', can get downgraded to say, 'AA'. In that case, the yield expectations from the security would go up, leading to a decline in its market value. Thus, a shrewd investor who anticipates an improvement in credit rating on an instrument can benefit from the increase in its value that would follow.

### **10.8 Certain Provisions with respect to Credit risk**

In the debt markets, the credit risk arises on account of three things, viz., default, delay in payments, or rating downgrade. Any of these may result in fall in prices of the concerned debt securities. Such an event is also called a credit event. Whenever a credit event happens, it may lead to reduction in the trading volume of the respective paper. In such a case, mutual funds may come under stress, if a large part of the scheme is redeemed. Here is an example to understand this:

Assume that a scheme worth Rs. 10,000 crores hold 8 percent exposure in a single debt paper—debenture 'M'. If this paper is downgraded, the investors in the scheme may get concerned and would want to redeem their investments. Assume that roughly 20 percent of the scheme's size, i.e., Rs. 2,000 crores are redeemed. Since debenture 'M' has been downgraded, there may be no takers for the same in the debt market. In such a case, the fund manager of the scheme may be forced to sell other securities, which would mean that while the corpus of the scheme drops to Rs. 8,000 crores. Thus, the exposure of the scheme to debenture M increases to 10 percent.

Original corpus of the scheme = Rs. 10,000 crores

Exposure to debenture M = 8 percent of the portfolio = Rs. 800 crores

Reduced corpus of the scheme after 20 percent redemption = Rs. 8,000 crores

Now the scheme's exposure to debenture M = Rs. 800 crores/Rs. 8,000 crores

= 10 percent

If some other investors panic after seeing a larger exposure to debenture M and they also redeem their investments, and if the corpus size reduces by half, the exposure to debenture M doubles from here, which means now the scheme holds debenture M worth 20 percent of the scheme's NAV. This can go on and on. The problem with this is that the scheme's exposure to the affected paper keeps going up and that exposes the scheme's investors to a greater risk of potential loss of capital. As per regulation, a scheme can hold maximum 10 percent in securities issued by a single issuer.

On the other hand, there could be situations when the market-wide liquidity dries up, such that the scheme is unable to liquidate some of the positions it holds in certain securities. This may also mean that while the scheme may continue to hold a well-diversified portfolio across good quality securities, it is unable to liquidate the same and hence cannot fund the redemptions.

In order to reduce the impact of such risks, SEBI has allowed two provisions:

1. Gating or restriction on redemption in mutual funds
2. Segregated portfolios or side-pocketing

### **10.8.1 Gating or restriction on redemption in mutual funds**

As a philosophy, restriction on redemption should apply during excess redemption requests that could arise in overall market crisis situations rather than exceptional circumstances of entity specific situations. The circumstances calling for restriction on redemption should be such that illiquidity is caused in almost all securities affecting the market at large, rather than in any issuer specific securities.

In order to protect the interest of the investors, the following requirement shall be observed

before imposing restriction on redemptions:

Such restrictions may be imposed only when there are circumstances leading to a systemic crisis or event that severely constricts market liquidity or the efficient functioning of markets such as:

- a. Liquidity issues – when the market at large faces illiquidity affecting almost all securities. This means that such a measure cannot be employed during illiquidity in case of any particular security. AMC's should have sound internal liquidity management systems and tools in place for the mutual fund schemes. The restriction cannot be used as a tool to manage the liquidity of a scheme. Similarly, such restriction is not allowed in case of illiquidity of a specific security in the portfolio due to poor investment decision.
- b. Market failure or exchange closure – when markets are affected by unexpected events which impact the functioning of exchanges or the regular course of transactions. Such unexpected events could also be related to political, economic, military, monetary or other emergencies.
- c. Operational issues – when exceptional circumstances are caused by force majeure, unpredictable operational problems and technical failures (e.g., a black out). Such cases can only be considered if they are reasonably unpredictable and occur in spite of appropriate diligence of third parties, adequate and effective disaster recovery procedures and systems.

According to SEBI regulations, such restrictions may be imposed only for a specified period not exceeding 10 working days in any 90-day period. Any imposition of restriction would require specific approval of Board of AMC's and Trustees and the same is required to be informed to SEBI immediately. When restriction on redemption is imposed, the following procedure shall be applied:

- No redemption requests up to Rs. 2 lakhs shall be subject to such restriction;
- When redemption requests are above Rs. 2 lakhs, AMC's shall redeem the first Rs. 2 lakhs without such restriction and remaining part, i.e., amounts over and above Rs. 2 lakhs shall be subject to the restriction.

The above information to investors shall be disclosed prominently and extensively in the scheme related documents regarding the possibility that their right to redeem may be restricted in such exceptional circumstances and the time limit for which it can be restricted.

### **10.8.2 Segregated portfolio or side pocketing**

To ensure fair treatment to all investors in case of a credit event and to deal with the liquidity risk, in December 2018, SEBI permitted creation of segregated portfolio of debt and money market instruments by mutual funds schemes. "Segregated portfolio" means a portfolio,

comprising of debt or money market instrument affected by a credit event, that has been segregated in a mutual fund scheme. "Main portfolio" means the scheme portfolio excluding the segregated portfolio. Asset Management Company (AMC) were allowed to create segregated portfolio in a mutual fund scheme in case of a credit event at issuer level i.e., downgrade in credit rating by a SEBI registered Credit Rating Agency (CRA). Vide the December 28, 2018 circular, creation of segregated portfolio was made optional and at the discretion of the AMC.

In partial modification to SEBI circular issued in December 2018, SEBI permitted to create segregated portfolio of unrated debt or money market instruments by mutual fund schemes of an issuer that does not have any outstanding rated debt or money market instruments subject to the following:

- Segregated portfolio of such unrated debt or money market instruments may be created only in case of actual default of either the interest or principal amount. As per SEBI circular dated December 28, 2018, credit event is considered for creation of segregated portfolio, however vide SEBI circular dated November 7, 2019, 'actual default' by the issuer of such instruments was considered for creation of segregated portfolio.
- The respective AMC is required to inform AMFI immediately about the actual default by the issuer. Upon receiving such information, AMFI is required to immediately inform the same to all AMCs. Pursuant to dissemination of information by AMFI about actual default by the issuer, AMCs may segregate the portfolio of debt and money market instruments of the said issuer in terms of SEBI circular dated December 28, 2018.
- SEBI has mandated that all new schemes launched after November 7, 2019 shall have the enabling provisions included in the SID for creation of segregated portfolio.
- AMCs shall have a detailed written down policy on creation of segregated portfolio and the same shall be approved by the trustees.

Once trustee's approval is received by the AMC:

- Segregated portfolio shall be effective from the day of credit event.
- AMC shall issue a press release immediately regarding details about segregated portfolio.
- NAV of both segregated and main portfolio shall be disclosed from the day of the credit event.
- All existing investors shall be allotted equal number of units in the segregated portfolio as held in the main portfolio as on the day of the credit event.
- No redemption or subscription is allowed in the segregated portfolio. However, in order to facilitate exit to unitholders in segregated portfolio, AMC shall enable listing of units of segregated portfolio on the recognized stock exchange within 10 working days of creation of segregated portfolio and also enable transfer of such units on receipt of transfer requests.

Upon trustee's approval to create a segregated portfolio, the investors redeeming proceeds

based on the NAV of main portfolio will continue to hold the units of segregated portfolio. However, investors subscribing to the scheme, will be allotted units only in the main portfolio based on its NAV. In case trustees do not approve the proposal of segregated portfolio, subscription and redemption application will be processed based on the NAV of the total portfolio.

### **TER for Segregated Portfolio**

- 1) AMC will not charge investment and advisory fees on the segregated portfolio. However, TER (excluding the investment and advisory fees) can be charged, on a pro-rata basis only upon recovery of the investments in segregated portfolio.
- 2) The TER so levied shall not exceed the simple average of such expenses (excluding the investment and advisory fees) charged on daily basis on the main portfolio (in percent terms) during the period for which the segregated portfolio was in existence.
- 3) The legal charges related to recovery of the investments of the segregated portfolio may be charged to the segregated portfolio in proportion to the amount of recovery. However, the same shall be within the maximum TER limit as applicable to the main portfolio. The legal charges in excess of the TER limits, if any, shall be borne by the AMC.
- 4) The costs related to segregated portfolio shall in no case be charged to the main portfolio.

### **Net Asset Value of Segregated Portfolio**

The Net Asset Value (NAV) of the segregated portfolio is required to be declared on a daily basis. Adequate disclosure of the segregated portfolio shall appear in all scheme related documents, in monthly and half-yearly portfolio disclosures and in the annual report of the mutual fund and the scheme.

### **Risks Associated with Segregated Portfolio**

- 1) Investor holding units of segregated portfolio may not be able to liquidate their holding till the time of recovery of money from the issuer.
- 2) Securities comprising segregated portfolio may not realize any value.
- 3) Listing of units of segregated portfolio in recognized stock exchange does not necessarily guarantee their liquidity. There may not be active trading of units in the stock market. Further trading price of units on the stock market may be significantly lower than the prevailing NAV.

The following case illustrates the concept of segregated portfolios.

### **Illustration of Segregated Portfolio:**

Portfolio Date: 30 September 2019

Portfolio on the date of credit event						
Security		Rating	Type of security	Qty	Price Per Unit (INR)	Market Value(INR)
8.00 % XYZ Ltd.*	(A)	CRISIL A-	Non-Convertible Debenture	25000	49.552	12,38,800
7.80% AVC Ltd.	(B)	CRISIL AAA	Non-Convertible Debenture	25000	101.021	25,25,525
7.65% UYV Ltd.	(C)	CRISIL AAA	Non-Convertible Debenture	21000	100.022	21,00,462
8.10% MNO Ltd.	(D)	CRISIL A-	Non-Convertible Debenture	30000	99.548	29,86,440
Cash and Cash Equivalent (E)						11,50,000
Net Assets (A+B+C+D+E)						1,00,01,227
Unit Capital (no. of units)						10,000
NAV per unit (INR)						1000.1227
<b>*Downgraded security</b>						

Downgrade event date: 30 September 2019

Downgrade Security: 8 percent XYZ Ltd. from A- to C

Valuation marked down: 50 percent

Before marked down, the security was valued at Rs.99.105/- per unit. On the date of credit event i.e., on 30 September 2019, NCD of 8 percent XYZ Ltd will be moved to a segregated portfolio.

Main portfolio as on 30th September 2019						
Security		Rating	Type of security	Qty	Price Per Unit (INR)	Market Value(INR)
7.80% AVC Ltd.	(B)	CRISIL AAA	Non-Convertible Debenture	25,000	101.021	25,25,525
7.65% UYV Ltd.	(C)	CRISIL AAA	Non-Convertible Debenture	21,000	100.022	21,00,462
8.10% MNO Ltd.	(D)	CRISIL A-	Non-Convertible Debenture	30,000	99.548	29,86,440
Cash and Cash Equivalent (E)						11,50,000
Net Assets (B+C+D+E)						87,62,427
Unit Capital (no. of units)						10,000
NAV per unit (INR)						876.2427

Segregated Portfolio as on 30th September 2019						
8.00 % XYZ Ltd.#	(A)	CRISIL C	Non-Convertible Debenture	25,000	49.552	12,38,800
Net Assets (A only since this comprises of only this security)						12,38,800
Unit Capital (no. of units)						10,000
NAV per unit (INR)						123.88

This security was marked down by 50 percent on the date of credit event.

Total Portfolio value after creation of segregated portfolio			Total Value
Particular	Main Portfolio	Segregated Portfolio	(INR lakhs)
Number of Units	10,000	10,000	
Total Value	87,62,427	1,238,800	1,00,01,227
NAV per unit (INR)	876.2427	123.88	1000.1227

### **Risk mitigation**

We have discussed the various aspects of risks in MF investments. However, there are mitigants as well.

Equity: Adequately long holding period is a great leveller. While price fluctuations in the market do happen, history shows that the longer your holding period, the lower is the volatility in your returns. As an example, if your holding period is one year in an equity fund, you stand to earn highly positive, moderate or deeply negative returns, depending on market movement. If your holding period is five years, the extremes i.e., highly positive or highly negative would be more in a range. You are likely to earn positive or moderate returns. If your investment horizon is ten years, then, as per history, the probability of earning negative returns is next to nil. Higher probability is, you will earn decent positive returns.

The rationale is, market cycles do happen, prices move up and down. Over a long horizon, cycles take care of themselves i.e., It settles down in a range. Over a short holding period, you risk facing the “waves” in the market.

Debt: Credit risk can be gauged from the credit rating of the securities in the portfolio. Certain portfolios e.g., Government Securities Funds, Target Maturity Funds or Corporate Bond Funds run better quality portfolios. For the interest rate risk, it is again your holding period. As a ballpark guidance, if you match your holding period with the portfolio maturity of the fund, you are reasonably protected from market fluctuations.

## Chapter 10: Sample Questions

1. **Unsystematic risk can be reduced through diversification. State whether True or False.**
  - a. **True**
  - b. False
  
2. **Which of the following type of analysis tracks the price and volume data related to trading in the security?**
  - a. Quantitative analysis
  - b. Fundamental analysis
  - c. **Technical analysis**
  - d. Situation analysis
  
3. **An investor invested in scheme A when the scheme's NAV was Rs. 120 per unit. The investor redeemed the investments at the NAV of Rs. 135. Calculate the simple return.**
  - a. 10.00 percent
  - b. 11.11 percent
  - c. **12.50 percent**
  - d. 15.00 percent
  
4. **Which of the following is a measure of fluctuation in periodic returns in an equity mutual fund scheme?**
  - a. **Variance**
  - b. Sharpe ratio
  - c. Modified duration
  - d. Jensen's Alpha

## CHAPTER 11: MUTUAL FUND SCHEME PERFORMANCE

### Learning Objectives:

After studying this chapter, you should know about:

- Concept of Benchmarks and Performance in case of mutual funds
- Difference between Price Returns Index versus Total Returns Index
- Basis of Choosing an appropriate performance benchmark
- Benchmarks for Equity Schemes
- Benchmark for Debt Schemes
- Benchmark for Other Schemes
- Quantitative measures of fund manager performance
- Sources to track mutual fund performance
- Sources of Scheme Performance Disclosures

### 11.1 Benchmarks and Performance

#### Benchmarks

Mutual fund schemes invest in the market for the benefit of Unit-holders. How well did a scheme perform? An approach to assess the performance is to pre-define a comparable—a benchmark—against which the scheme can be compared.

- A credible benchmark should meet the following requirements: It should be in sync with (a) the investment objective of the scheme (i.e., the securities or variables that go into the calculation of the benchmark should be representative of the kind of portfolio implicit in the scheme's investment objective); (b) asset allocation pattern; and (c) investment strategy of the scheme.
- The benchmark should be calculated by an independent agency in a transparent manner, and published regularly. Most benchmarks are constructed by stock exchanges, credit rating agencies, securities research houses or financial publications.

Choice of benchmark is simplest for an index fund. The investment objective is clear on the index that the scheme would track. That index would then be the benchmark for the scheme.

For other schemes, choice of benchmark is subjective. The benchmark for a scheme is decided by the AMC in consultation with the trustees. The Scheme Information Document has to mention the benchmark. Further, along with the past performance of the scheme, the performance of the benchmark during the same period has to be mentioned.

At a later date, the fund may choose to change the benchmark. This could be for various reasons. For instance, the investment objective of the scheme may change, or the construction of the index may change, or a better index may become available in the market. AMCs can change the benchmark in consultation with the trustees. Further, the change needs to be justified and documented. Mutual fund schemes are required to disclose the name(s) of benchmark index/indices with which the scheme performance is compared.

### **11.2 Price Return Index or Total Return Index**

Earlier, the Mutual Fund schemes were benchmarked to the Price Return variant of an Index (PRI). PRI only captures capital gains of the index constituents. With effect from February 1, 2018, the mutual fund schemes are benchmarked to the Total Return variant of an Index (TRI). The Total Return variant of an index takes into account all dividends/interest payments that are generated from the basket of constituents that make up the index in addition to the capital gains.<sup>98</sup>

Such a change was required to ensure that the performance comparison is fair. The scheme performance would be calculated after adding the dividends that the scheme has earned from the investments. Even in case of Income distribution cum capital withdrawal (dividend) option, the scheme performance is calculated using the Reinvestment of Income Distribution cum capital withdrawal option method<sup>99</sup>. In such a case, if the scheme performance is compared with that of PRI, it would give a slight advantage to the scheme. The shift to TRI has been another one in the direction of increasing transparency of mutual funds.

In other words, this would make it appear that fewer schemes are able to beat their benchmark indices. While the reality has not changed, the presentation of the same has changed. The gap between the returns between PRI and TRI is the amount of dividend. Historically, in the Indian markets, the dividend yields at the index levels have ranged from 1.5 percent to 2.5 percent, most of the times.

### **11.3 Basis of choosing an appropriate performance benchmark**

The selection of the benchmark for performance comparison must also be done keeping these in mind. With an objective to enable the investors to compare the performance of a scheme vis-à-vis an appropriate benchmark, SEBI has mandated: <sup>100</sup>

- Selection of a benchmark for the scheme of a mutual fund to be in alignment with the investment objective, asset allocation pattern and investment strategy of the scheme.
- The performance of the schemes of a mutual fund to be benchmarked to the Total Return variant of the Index chosen as a benchmark.

---

<sup>98</sup>For details regarding computation of composite CAGR, refer to SEBI Circular No. – SEBI/HO/IMD/DF3/CIR/P/2018/04 dated January 4, 2018.

<sup>99</sup> Mutual funds use this method of reinvestment i.e., the cash from the dividend received is used to buy more shares with no fee or commission charged.

<sup>100</sup> SEBI has clarified this via the circular no. SEBI/HO/IMD/DF3/CIR/P/2018/4 dated January 4, 2018.

- Mutual funds should use a composite CAGR figure of the performance of the PRI benchmark (until the date from which TRI is available) and the TRI (subsequently) to compare the performance of their scheme in case TRI is not available for that particular period.

Thus, the scheme's benchmark must be chosen based on Scheme's investment objective, Investment strategy of the scheme, and the scheme's asset allocation pattern. All the three can be seen in the Scheme Information Document.

#### **11.4 Benchmarks for equity schemes**

The following aspects of the investment objective (scheme type, choice of investment universe, portfolio concentration, underlying exposure) drive the choice of benchmark in equity schemes.

##### ***Scheme Type***

A sector fund would invest in only the concerned sector; while there are some funds that invest in all sectors. Therefore, funds investing in different sectors need to have a diversified index as a benchmark index, like S&P BSE Sensex or Nifty 50 or S&P BSE 200 or S&P BSE 500 or Nifty 100 or Nifty 500 as a benchmark; sectoral/thematic funds select sectoral/ thematic indices such as S&P BSE Bankex, S&P BSE FMCG Index, Nifty Infrastructure Index and Nifty Energy Index.

##### ***Choice of Investment Universe***

Some equity funds investing in different sectors invest in large companies; while there are others that focus on mid-cap stocks or small cap stocks. S&P BSE Sensex and Nifty 50 indices are calculated based on 30 (in the case of Sensex) / 50 (in the case of Nifty) large companies. Thus, these indices are appropriate benchmarks for those equity funds that invest in large companies. For midcap funds midcap indices such as Nifty Midcap 50 or S&P BSE Midcap are considered as better benchmarks.

##### ***Choice of Portfolio Concentration***

Some equity funds investing in different sectors prefer to have fewer stocks in their portfolio. For such schemes, appropriate benchmarks are narrow indices such as S&P BSE Sensex and Nifty 50, which have fewer stocks. Schemes that propose to invest in more number of companies will prefer broader indices like S&P BSE 100/Nifty 100 (based on 100 stocks), S&P BSE 200/Nifty 200 (based on 200 stocks) and S&P BSE 500/Nifty 500 (based on 500 stocks).

## 11.5 Benchmarks for Debt Schemes<sup>101</sup>

As per the SEBI guidelines, the benchmark for debt (and balanced schemes) should be developed by research and rating agencies recommended by AMFI. CRISIL, ICICI Securities and NSE have developed various such indices.

NSE has indices for the Government Securities Market. These are available for different variations such as Nifty composite G-sec index, Nifty 4-8 Year G-sec index, Nifty 10-year benchmark G-sec index etc. BSE also has certain indices for Government securities such as the S&P BSE India Sovereign Bond Index, S&P BSE India Government Bill Index etc.

ICICI Securities' Sovereign Bond Index (I-Bex) is based on government securities. It consists of an umbrella index covering the entire market, and sub-indices catering to three contiguous maturity buckets. The three sub-indices are—Si-Bex (1 to 3 years), Mi-Bex (3 to 7 years) and Li-Bex (more than 7 years). CRISIL also has a set of indices for debt schemes (see Table 11.1)

Table 11.1: CRISIL has a set of indices for debt schemes.

<b>Scheme Category</b>	<b>CRISIL Index</b>
Overnight Fund	CRISIL Overnight Index
Liquid Fund	CRISIL Liquid Fund Index
Ultra-Short-Term Fund	CRISIL Ultra Short-Term Debt Index
Money Market Fund	CRISIL Money Market Index
Low Duration Fund	CRISIL Low Duration Debt Index
Short Duration Fund	CRISIL AA Short Term Bond Fund Index
Medium Duration Fund	CRISIL Medium Term Debt Index
Medium to Long Duration Fund	CRISIL Medium to Long Term Debt Index
Long Duration Fund	CRISIL Long Term Debt Index
Dynamic Bond	CRISIL Composite Bond Fund Index
Corporate Bond Fund	CRISIL Short Term Corporate Bond Index, CRISIL Medium Term Corporate Bond Index, CRISIL Long Term Corporate Bond Index, CRISIL Corporate Bond Composite Index
Credit Risk Fund	CRISIL Credit Risk Index

Nowadays NSE provides not only equity but multiple debt indices as well.

The following aspects such as scheme type; choice of investment universe drive the choice of benchmark in debt schemes.

### ***Scheme Type***

Liquid schemes invest in securities of up to 91 days' maturity. Therefore, a short-term money

<sup>101</sup> The intended benchmarks for the MF industry can be accessed here:

<https://www.amfiindia.com/research-information/other-data/collatedprcbenchmarks>

market benchmark such as NSE's Liquid or CRISIL Liquid Fund Index is suitable. Non-liquid schemes can use one of the other indices mentioned above, depending on the nature of their portfolio.

### ***Choice of Investment Universe***

Gilt funds invest only in Government securities. Therefore, indices based on Government Securities are appropriate. Debt funds that invest in a wide range of Government and Non-Government securities need to choose benchmarks that are calculated based on a diverse mix of debt securities.

## **11.6 Benchmarks for Other Schemes**

### ***Hybrid Funds***

Hybrid funds invest in a mix of debt and equity. Therefore, the benchmark for a hybrid fund is a blend of an equity and debt index.

For instance, a hybrid scheme with asset allocation of about 65 percent in equity and balance in debt can use a synthetic index that is calculated as 65 percent of S&P BSE Sensex and 35 percent of I-Bex. CRISIL has also created some blended indices for hybrid funds (see Table 11.2).

**Table 11.2: CRISIL blended indices for hybrid funds**

<b>Scheme Category</b>	<b>Index</b>	<b>Debt Index</b>	<b>Equity Index</b>
Aggressive Hybrid Fund	CRISIL Hybrid 25+75 – Aggressive Index	CRISIL Composite Bond Fund Index [25% allocation]	S&P BSE 200 (TRI) [75% allocation]
Balanced Hybrid Fund	CRISIL Hybrid 50+50 – Moderate Index	CRISIL Composite Bond Fund Index [50% allocation]	S&P BSE 200 (TRI) [50% allocation]
Conservative Hybrid Fund	CRISIL Hybrid 75+25 – Conservative Index	CRISIL Composite Bond Fund Index [75% allocation]	S&P BSE 200 (TRI) [25% allocation]

### ***Gold ETF***

Gold price would be the benchmark for such funds.

### ***Real Estate Funds***

A few real estate services companies have developed real estate indices. These have shorter histories, and are yet to earn the wider acceptance that the equity indices enjoy.

### ***International Funds***

The benchmark would depend on where the scheme proposes to invest. Thus, a scheme seeking to invest in China might have the Shanghai Composite Index (Chinese index) as the benchmark. S&P 500 may be appropriate for a scheme that would invest largely in the US market. A scheme that seeks to invest across a number of countries, can structure a synthetic

index that would be a blend of the indices relevant to the countries where it proposes to invest.

### Standard benchmarks

For the sake of standardization, schemes need to disclose return in INR and by way of CAGR for the following benchmarks apart from the scheme benchmarks:

Scheme Type	Benchmark
Equity scheme	Sensex or Nifty
All Debt Schemes having duration / maturity up to 1 year and arbitrage Funds	1 year T-Bill
All Debt Schemes which are not covered in point 2	10 years dated Gol security
Conservative Hybrid Fund	10 years dated Gol security
Balanced Hybrid Fund / Aggressive Hybrid Fund / Dynamic Asset Allocation or Balanced Advantage /Multi Asset Allocation	Sensex / Nifty
Equity Savings	10 years dated Gol security
Retirement Fund / Children's Fund	Sensex / Nifty
Index Funds / ETFs & FoFs (Overseas/ Domestic)	Appropriate benchmark based on the underlying asset allocation as per above

This was proposed in order to bring standardization to the process of benchmarking as well as comparing the scheme performance with easily available indices. These disclosures shall form part of the Statement of Additional Information and all advertisements of Mutual Funds.

### Principles concerning Benchmarks of Mutual Fund Schemes<sup>102</sup>

To standardize and bring-in uniformity in the benchmarks of mutual fund schemes, vide SEBI circular dated October 27, 2021, it has been notified that there will be a two-tiered structure for benchmarking of certain category of schemes. The first-tier benchmark will be reflective of the category of the scheme, and the second-tier benchmark will be demonstrative of the investment style/strategy of the Fund Manager within the category. All the benchmarks followed will necessarily be Total Return Indices.<sup>103</sup>

Type of Scheme	Type of Benchmark	
	Tier-1	Tier-2
Income / Debt Oriented Schemes	One Broad Market Index per Index provider for each category such as NIFTY Ultra Short Duration Debt Index or CRISIL Ultra Short Term Debt Index for Ultra Short Duration Fund Category	Bespoke according to Investment Style/Strategy of the Index like AAA Bond Index

<sup>102</sup>[https://www.sebi.gov.in/legal/circulars/oct-2021/guiding-principles-for-bringing-uniformity-in-benchmarks-of-mutual-fund-schemes\\_53539.html](https://www.sebi.gov.in/legal/circulars/oct-2021/guiding-principles-for-bringing-uniformity-in-benchmarks-of-mutual-fund-schemes_53539.html). This shall come into force with effect from January 1, 2022

<sup>103</sup> The first tier benchmarks for open ended debt schemes as per the Potential Risk Class and the same will be implemented by the AMCs with effect from April 1, 2022. Source: [https://www.sebi.gov.in/legal/circulars/dec-2021/circular-on-mutual-funds\\_54542.html](https://www.sebi.gov.in/legal/circulars/dec-2021/circular-on-mutual-funds_54542.html)

Growth / Equity Oriented Schemes	One Broad Market Index per Index Provider for each category e.g.: S&P BSE100 Index or NSE 100 Index for Large Cap Fund Category	Bespoke according to Investment Style/Strategy of the Index e.g.: Nifty 50 Index
Hybrid and Solution Oriented Schemes	There would be a single benchmark, i.e., Broad Market Benchmark wherever available or bespoke to be created for schemes, which would then be applicable across industry	
Thematic/ Sectoral schemes	There would be a single benchmark as characteristics of the schemes are already tapered according to the theme/sector	
Index Funds and Exchange Traded Funds (ETFs)	There would be a single benchmark as these schemes replicate an underlying index	
Fund of Funds Schemes (FoFs)	If a FoF scheme is investing in a single fund, then benchmark of the underlying scheme will be used for corresponding FoF. However, in case a FoF scheme invests in multiple schemes, then Broad Market Index will be applied.	

## 11.7 Quantitative Measures of Fund Manager Performance

In the section on calculation of returns, the focus was on absolute returns i.e., returns earned by the scheme. Having understood the concept of benchmarks, one can also do relative comparison viz. how did a scheme perform vis-à-vis its benchmark or peer group. Such comparisons are called *relative return* comparisons.

If a comparison of relative returns indicates that a scheme earned a higher return than the benchmark, then that would be indicative of *outperformance* by the fund manager. In the reverse case, the initial premise would be that the fund manager *under-performed*. Such premises of outperformance or under-performance need to be validated through deeper performance reviews.

AMCs and trustees are expected to conduct such periodic reviews of relative returns, as per the SEBI Guidelines.

Relative returns comparison is one approach towards evaluating the performance of the fund manager of a scheme. A weakness of this approach is that it does not differentiate between two schemes that have assumed different levels of risk in pursuit of the same investment objective. Though the two schemes may share the benchmark, their risk levels are different. Evaluating performance, purely based on relative returns, may be unfair towards the fund manager who has taken lower risk but generated the same return as a peer.

An alternative approach to evaluating the performance of the fund manager is through the risk reward relationship. The underlying principle is that return ought to be commensurate with the risk taken. A fund manager, who has taken higher risk, ought to earn a better return to justify the risk taken. A fund manager who has earned a lower return may be able to justify it through the lower risk taken. Such evaluations are conducted through *Risk-adjusted*

Returns.

There are various measures of risk-adjusted returns. This workbook focuses on three metrics, which are more commonly used in the market.

### **11.7.1 Sharpe Ratio**

Sharpe ratio is a very commonly used measure of risk-adjusted returns.

An investor can invest with the government and earn a risk-free rate of return ( $R_f$ ). T-Bill index is a good measure of this risk-free return.

Through investment in a scheme, a risk is taken, and a return is earned ( $R_s$ ).

The difference between the two returns i.e.,  $R_s - R_f$  is called *risk premium*. It is like a premium that the investor has earned for the risk taken, as compared to government's risk-free return.

This risk premium is to be compared with the risk taken. Sharpe Ratio uses Standard Deviation as a measure of risk. It is calculated as:

**Sharpe Ratio = ( $R_s$  minus  $R_f$ ) ÷ Standard Deviation**

Thus, if risk free return is 5 percent, and a scheme with standard deviation of 0.5 percent earned a return of 7 percent, its Sharpe Ratio would be (7 percent - 5 percent) ÷ 0.5 percent i.e., 4.

Sharpe Ratio is effectively the risk premium generated by assuming per unit of risk. Higher the Sharpe Ratio, better the scheme is considered to be.

Sharpe Ratio comparisons can be undertaken only for comparable schemes. For example, Sharpe Ratio of an equity scheme cannot be compared with the Sharpe Ratio of a debt scheme.

### **11.7.2 Treynor Ratio**

Like Sharpe Ratio, Treynor Ratio too is a risk premium per unit of risk.

Computation of risk premium is the same as was done for the Sharpe Ratio. However, for risk, Treynor Ratio uses Beta.

Treynor Ratio is thus calculated as:

**Treynor Ratio = ( $R_s$  minus  $R_f$ ) ÷ Beta**

Thus, if risk free return is 5 percent, and a scheme with Beta of 1.2 earned a return of 8 percent, its Treynor Ratio would be (8 percent - 5 percent) ÷ 1.2 i.e., 2.5.

Higher the Treynor Ratio, better the scheme is considered to be. Since the concept of Beta is more relevant for diversified equity schemes, Treynor Ratio comparisons should ideally be restricted to such schemes.

### **11.7.3 Alpha**

Non-index schemes too would have a level of return, which is in line with its higher or lower beta as compared to the market. Let us call this the *optimal return*.

The difference between a scheme's actual return and its optimal return is its *Alpha*—a measure of the fund manager's performance. Alpha, therefore, measures the performance of the investment in comparison to a suitable market index. Positive alpha is indicative of out-performance by the fund manager; negative alpha might indicate under-performance.

Since the concept of Beta is more relevant for diversified equity schemes, Alpha should ideally be evaluated only for such schemes.<sup>104</sup>

These quantitative measures are based on historical performance, which may or may not be replicated.

Such quantitative measures are useful pointers. However, blind belief in these measures, without an understanding of the underlying factors, is dangerous. While the calculations are arithmetic—they can be done by a novice; scheme evaluation is an art—the job of an expert.

### **11.7.4 Information Ratio**

Information ratio is an established financial ratio to measure the risk-adjusted return of any scheme portfolio. It is often used as a measure of a portfolio manager's level of skill and ability to generate excess returns adjusted for risk, relative to a benchmark and also attempts to identify the consistency of the performance by incorporating standard deviation (risk) into the calculation.

It is mandatory for the AMCs to disclose the Information Ratio as a financial metric to measure the risk-adjusted return of a portfolio. This is the only measure of risk-adjusted returns that is mandatory to disclose.

The information ratio must be disclosed by the AMCs on their website on a daily basis. It would also be available on AMFI website in a comparable format.

---

<sup>104</sup> Beta is a measure of a stock's volatility in relation to the market. By definition, the market has a beta of 1.0, and individual stocks are ranked according to how much they deviate from the market. A stock that swings more than the market over time has a beta above 1.0. If a stock moves less than the market, the stock's beta is less than 1.0. High-beta stocks are supposed to be riskier but provide a potential for higher returns; low-beta stocks pose less risk but also lower returns. (Source: Investopedia.com)

Information Ratio is calculated as under:

*Information Ratio (IR)*

$= (\text{Portfolio Return} - \text{Benchmark Return}) / \text{Standard Deviation of Excess Return}$

For the purpose of the above calculation, the benchmark must be the tier-I benchmark used for the scheme (as disclosed in the SID). The standard deviation of excess returns shall be calculated on the basis of daily return values.

By specifying the above method of calculation and disclosure norms, SEBI<sup>105</sup> has standardized both.

### **11.8 Tracking Error**

The Beta of the market, by definition is 1. An index fund mirrors the index. Therefore, the index fund too would have a Beta of 1, and it ought to earn the same return as the market. The difference between an index fund's return and the market return is the *tracking error*.

Tracking error is a measure of the consistency of the out-performance of the fund manager relative to the benchmark. Earlier it was used as a measure of how closely an index fund tracked the returns from the benchmark to which it was indexed. The tracking error was expected to be zero. Now, the tracking error is used to measure how consistently a fund is able to out-perform its benchmark. It is not enough if the fund is able to generate a high excess return, it must do so consistently.

Tracking error is calculated as the standard deviation of the excess returns generated by the fund. The tracking error has to be low for a consistently out-performing fund.

### **11.9 Scheme Performance Disclosure**

SEBI has mandated disclosure of performance data by all the asset management companies (AMCs). These disclosures can be accessed through certain scheme documents and website of the fund house.

The Scheme Information Document (SID) of each scheme needs to be updated once every year, accordingly, the scheme performance numbers have to be updated as a part of this exercise. That is where the fund fact sheet plays a vital role which is published on a monthly basis by all the fund houses. Factsheet is not a statutory requirement.

There are various portals that also could be used to access the scheme performance data. Many of these portals also carry various other scheme related performance measures. Mutual funds also make available product literature that can be used by distributors and investors to evaluate schemes. This information is made available in physical and online mode. The information and data found in such literature is updated and current, and typically includes information about suitability, returns and portfolio description. These are explained below.

---

<sup>105</sup> SEBI circular no. SEBI/HO/IMD/IMD-PoD-2/P/CIR/2025/6 dated January 17, 2025

**Suitability:** A snapshot of the suitability of the product can be assessed from the product labels that have to be provided with any product literature. It identifies the objective of the scheme as wealth creation, regular income generation or providing liquidity, and also the asset class in which the scheme will invest to achieve the objective. The suitable investment holding period is also indicated. The risk-o-meter identifies the risk to the capital invested and helps match the investor's risk-taking ability to that of the scheme.

**Returns:** The cumulative returns that the scheme has generated over different holding periods helps assess if the fund is able to generate returns to meet the investment objectives. The comparison of the returns with that of the scheme's benchmark helps assess the ability of the portfolio manager to out-perform the markets. The discreet annual returns help in assessing the consistency of the fund's performance over different market scenarios.

**Portfolio Description:** The description of the way the portfolio will be managed in terms of how assets will be allocated and securities selected will help investors assess the suitability of the scheme to investors. In case of equity funds the extent of diversification across sectors and securities and the strategy adopted to select and manage securities based on the market capitalisation (large vs. mid vs. small) and valuation (growth vs. value) among others, will determine the risk and returns of the scheme. In case of debt funds, the tenor and credit quality of the securities as well as strategies adopted will determine the risk and return. In case of hybrid funds the allocation to different asset classes and the way each is managed will indicate the risk and return.

### **Fund Factsheets**

Apart from information about the schemes themselves, AMCs may also provide periodic updates on markets and the economy. These are typically part of the factsheets or may be issued as separate notes.

The fund factsheets are an official source of information of the fund's objective, performance, portfolio and basic investment requirements issued by the fund house each month. The factsheet is also used by the fund manager to communicate their views on the economy and the markets to the investors and other observers such as research analysts, rating agencies and media.

It is not mandatory for fund houses to publish factsheets. But most fund houses do so as a way to reach out to the existing and new investors.

The information disclosed in the factsheets and other product literature is subject to the advertising guidelines of SEBI.

The purpose of these updates is to help investors understand the performance of their schemes and to make plans for their investments based on expectations for different asset classes. Typically, these notes provide information on market and economic data. Some important points are analysed in the factsheet (see Table 11.3).

**Table 11.3: Metrics of Analysis in Factsheet**

<b>Metrics of Analysis</b>	<b>Purpose</b>
Level of market indices and yields	To assess the performance of the schemes
Corporate results (during earning seasons), Earning upgrades and downgrades, Analysis of profit margins and revenues, Industry-wise analysis of earnings and demand forecasts.	To reflect the tone for equity markets.
Government spending	Government spending is generally positive for economic growth. But a high fiscal deficit can have negative impact on interest levels and economic activity. It translates into higher borrowings by the government and pushes up the interest costs in the market. It also limits the ability of the government to provide fiscal impetus to the economy.
Inflation Level	To analyse effect on demand as well as costs of production and profitability of companies. If inflation goes beyond levels of comfort, then there may be monetary action taken to cool it, such as reducing availability of money and credit. This will affect demand and the ability of companies to grow.
Changes in the level of interest rates	To provide clue to changes in consumption and the demand for goods and services. Interest rate levels also affect the ability of companies to expand and grow.
Activity of domestic and foreign portfolio investors	Reflects expectations from Indian markets.
GDP Numbers	To track economic cycle and growth in economy
Economic and interest rate data from overseas economies	To evaluate the likely impact on demand for India's exports as well as fund flows into and out of Indian markets. Lower interest rates in international markets will bring funds flow to emerging markets in search for better yields
Commodity prices and prices of other inputs such as raw materials and labour	To track the impact on profitability of companies. Prices of oil affect the currency levels and thereby exports and imports.

**Scheme performance available on AMFI website:**

AMFI website ([www.amfiindia.com](http://www.amfiindia.com)) carries the performance data of all the mutual fund schemes.<sup>106</sup> This is an exhaustive resource and one can access the same for various different periods, and fund categories. A sample screen shot of the report is shown below:

<sup>106</sup><https://www.amfiindia.com/research-information/other-data/mf-scheme-performance-details>

**Box 11.1 Scheme performance data on AMFI website.<sup>107</sup>**

The screenshot shows the AMFI website's 'Fund Performance' section. It includes filters for 'Open-ended', 'Equity', 'Large Cap', and 'All' schemes, with a date set to '21-Aug-2023'. A 'Download Excel' button is visible. The table below lists the performance data for four schemes.

Scheme	Benchmark	Riskometer		Latest NAV (₹)		1-Year Return (%)			Daily AUM (Cr.)
		Scheme	Benchmark	Regular	Direct	Regular	Direct	Benchmark	
Aditya Birla Sun Life Frontline Equity Fund	NIFTY 100 Total Return Index	Very High	Very High	385.1400	420.2600	11.34	12.09	7.80	23,388.58
Axis Bluechip Fund	S&P BSE 100 Total Return Index	Very High	Very High	45.5500	51.5100	2.23	3.23	10.45	32,161.31
Bandhan Large Cap Fund	S&P BSE 100 Total Return Index	Very High	Very High	54.5950	61.3160	9.60	10.96	10.45	1,142.94
Bank of India Bluechip Fund	NIFTY 100 Total Return Index	Very High	Very High	11.5900	11.9100	9.18	10.32	7.80	107.95

Investors, who wish to access the raw data of NAVs, dividends etc. in a systematic manner – and distributors who wish to integrate such information into their investor-management systems and processes can subscribe to the data from different vendors. Based on the subscription, data updates can be easily downloaded every day through the internet. There are some agencies that are active in this field.<sup>108</sup>

<sup>107</sup>**Note:** This is just a sample, the intent is not to recommend any specific scheme

<sup>108</sup>For example: [www.morningstar.in](http://www.morningstar.in), <https://www.valueresearchonline.com/> etc. The listing of websites is only a piece of information for the reader. Users need to convince themselves before subscribing to, or using any of this information. Neither SEBI nor NISM nor the author certifies the data or information or tools that these agencies offer.

## **Chapter 11: Sample Questions**

1. Which amongst the following is a measure of risk-adjusted returns of mutual fund scheme?
  - a. Standard deviation
  - b. Beta
  - c. Variance
  - d. **Sharpe ratio**
  
2. Which of the following cannot be considered for the purpose of selecting a scheme's benchmark?
  - a. Mutual fund scheme's investment objective
  - b. Investment strategy of the MF scheme
  - c. Scheme's asset allocation pattern
  - d. **Scheme's past returns**
  
3. \_\_\_\_\_ takes into account all dividends generated from the basket of constituents that make up the index in addition to the capital gains.
  - a. **Total return index**
  - b. Price return index
  - c. Dividend return index
  
4. Which is the most appropriate measure of evaluating how closely an index fund is tracking its benchmark?
  - a. Treynor ratio
  - b. **Tracking error**
  - c. Total Expense Ratio (TER)
  - d. Assets Under Management (AUM)

## CHAPTER 12: MUTUAL FUND SCHEME SELECTION

### Learning Objectives:

After studying this chapter, you should know about scheme selection based on:

- Scheme Selection based on Investor's need, preferences and risk-profile
- Risk level in mutual fund schemes
- Scheme Selection based on Investment Strategy of Mutual Fund
- Fund performance, fund portfolio, fund age, fund size, portfolio turnover and scheme expenses.
- Selection of Mutual Fund scheme offered by different AMCs or within the scheme category
- Selecting options in mutual fund schemes
- Do's and Don'ts while selecting mutual fund schemes

### 12.1 Scheme Selection based on Investor needs, preferences and risk-profile

#### Investor Need

The selection of a mutual fund scheme for an investor will depend upon the need that the investor has from the investment. The investor may need long-term appreciation in the value of his investment, the investor may need periodic income from the investment, or the investor may be looking for an avenue to park funds and need an investment with high liquidity. Therefore, understanding mutual fund schemes should eventually help one to build a robust investment portfolio that helps to achieve the investor's investment objectives. It is in this context that this chapter would look at various approaches for building a portfolio of mutual fund schemes.

At the outset, a portfolio of investments (or a portfolio of mutual funds) is a means to an end—a vehicle to achieve some objective. The objective could be a financial goal like reaching a certain level of wealth in a specified period; or it could be funding a major expense related to an important life event like education of one's children or funding one's retirement. The sight of the goal must never be missed.

Therefore, the first step is to set one's financial goals. The second step is to understand the investor's situation and assess the risk appetite.

#### Risk Profile of the investor

The investor's risk appetite is a function of three things—the need to take risks, the ability to take risks, and the willingness to take risks. Thus, an understanding of the risk profile and the investment risks associated with various mutual fund schemes would be essential for deciding the asset allocation in an investor's portfolio. This was discussed in detail in Chapter 1.

## **Asset allocation**

The investor's need from the investment will determine the asset class that is most suitable for the investor. Along with the need from the investment, the investor's ability to take risk and the investor's investment horizon is equally important to select the appropriate asset class. An investor may be seeking growth and may be willing to take the risk, but unless there is an adequately long investment horizon, equity may not be suitable for investment. This is because equity markets tend to be volatile in the short-term. Over the long-term, the volatility gets smoothed out. An investor may have a long-term investment horizon but may be unwilling to take the risks associated with equity investing. Such an investor may prefer the lower returns from debt than the higher returns with higher risk from equity.

An investor looking for growth will find equity the best suited to meet their needs. The need for income will be best met by a debt scheme.

The investor's asset allocation is a decision regarding how much money should be allocated to which scheme category (asset class). This decision can be taken only after assessing the investor's risk profile and analysing investor's goals and situation. These aspects were discussed in Chapter 1.

## **Age of the investor**

One of the common factors that many people use to evaluate the investor's risk profile is the investor's age. It is popularly believed that younger investors have the potential for taking higher risks compared to old people. However, this may not be correct as different investors have different financial goals at different age levels. In fact, investors in the same age group may also have different goals. Their financial situations may also differ. At the same time, many of the financial goals may pertain to the whole families and not just an individual. In such cases, it may not be prudent to categorize investors based on age alone.

## **Investment time horizon**

As against the investor's age, one may consider the time horizon to the respective financial goal for which one is investing. Longer the horizon to the goal, the ability to take risk is higher, whereas one may avoid risks when the goal is in the near future. An investor may need liquidity in the portfolio for various reasons, even when the investments are meant for long periods.

## **Core and satellite portfolio**

At this stage, it is also good to consider the role that the scheme will play in the investor's portfolio. Ideally, the portfolio should be divided into core and satellite portfolios. The core portfolio will be invested according to the long-term needs and goals of the investor. The satellite portfolio will be invested to take advantage of expected short-term market movements. For example, a diversified equity fund, large cap, mid-cap funds, among others

may form part of the core portfolio since they generate long-term returns in broad alignment with the markets. Sector funds on the other hand do well cyclically, and investors will consider investing in them when the economic factors are positive for a particular sector will be suitable. Similarly, long term gilt funds will do well when interest rates are expected to decline. The exposure to gold funds can be increased when inflation is high or when there are political, economic and fiscal uncertainties. These are all tactical investments and are held for the period when the conditions are suitable. The division between core and satellite portfolios will depend upon each investor's profile. Conservative investors may like a very small proportion of their overall portfolio to be managed tactically. A moderate investor may be comfortable with an 80 percent allocation to core investments and a 20 percent exposure to satellite or tactical portfolio. An investor comfortable with taking higher risk may have an even higher exposure to tactical investments.<sup>109</sup>

In addition to the above, it is essential to understand the risk-return levels in various categories of mutual fund schemes (section 12. 2). Further, the selection of a mutual fund scheme is done through analysis of fund performance, fund portfolio, age and other parameters (section 12.3).

## 12.2 Risk levels in mutual fund schemes<sup>110</sup>

In order to evaluate and select various mutual fund schemes, it is important to look at the risk-return profile of the various scheme categories. The mutual fund scheme categorization was covered in Chapter 2. The following discussion covers the risk-return characteristics of different types of mutual fund schemes.

### Illustration 12.1.1: Risk-Return Hierarchy of mutual funds

Liquid funds – Debt funds – Hybrid funds – Equity funds

In illustration 12.1.1, as one moves from liquid funds to debt funds to hybrid funds to equity funds, the potential returns as well as the investment risks increases. Broadly, one can say that moving from left to right, the risk as well as potential return would go up.

### Illustration 12.1.2 Risk-Return Hierarchy of debt funds

Overnight funds – Liquid funds – Ultra short duration funds – Low duration funds – Short duration funds – Medium duration funds – Medium to long duration funds – Long duration funds

The risk-return profile of debt funds may be seen in light of two separate risks—credit risk

<sup>109</sup>These are only indicative allocations shown in order to understand the point, and in no way, these should be taken as recommendations.

<sup>110</sup>In this discussion, certain categories are not covered since it is difficult to comment without looking at the total risk. In fact, the interest rate risk and credit risk are also discussed separately. One would be required to carefully evaluate the schemes on both these risks.

and interest rate risk. While comparing the schemes on credit risk, the assumption would be to assume that the schemes are taking similar interest rate risk. Similarly, while comparing the schemes on interest rate risk, it would be prudent to assume that credit risk is similar.

Illustration 12.1.2 shows that as we move from left to right, the potential returns as well as the interest rate risk increases. The assumption here is that the credit risk is more or less similar in each of the categories.

**Illustration 12.1.3: Hierarchy of Credit risk in debt funds**

Gilt fund – Banking and PSU fund – Corporate bond fund – Credit risk fund

Illustration 12.1.3 shows that as we move from left to right, the potential returns as well as the credit rate risk move up. This can be seen in illustration 12.1.3. The assumption here is that the interest rate risk is more or less similar in each of the categories.

**Illustration 12.1.4: Risk-Return Hierarchy of equity mutual funds**

Small cap funds – Mid-cap funds – Multi cap funds – Large and mid-cap funds – Large cap funds

Smaller companies are riskier than their larger counterparts, and hence small cap funds carry higher risk than mid cap funds, which in turn are riskier than the large cap funds. Illustration 12.1.4 shows that as we move from left to right, the risk decreases.

In a similar manner, a concentrated portfolio is riskier than a more diversified one. That means a sector fund or a thematic fund would be riskier than the diversified funds. Having said that, the risks of concentration in a sector fund investing only in large cap stocks within the sector cannot be compared with a diversified small cap fund, since both are exposed to very different risks. While the former takes risk of concentration, the latter is exposed to the risk of the size of companies the scheme has invested in.

**Illustration 12.1.5: Risk-Return Hierarchy of Diversified to Concentrated funds**

Diversified funds – Focused funds – Thematic funds – Sector funds

A focused fund is riskier than a diversified fund. Here too, one must carefully evaluate the other risks the scheme would be exposed to. Broadly, one may say that the risk goes up as one moves from diversified funds to focused funds to thematic funds to sector funds. Illustration 12.1.5 shows that the risk and potential return increases as one moves from left to right. However, it may be noted that different sector funds may have different risk profiles.

**Illustration 12.1.6 Risk Return Hierarchy of hybrid funds**

Arbitrage fund – Equity savings fund – Conservative hybrid fund – Dynamic asset allocation fund – Multi asset allocation fund – Balanced hybrid fund – Aggressive hybrid fund

The SEBI circular on categorisation of mutual fund schemes, specifies different categories of hybrid funds, viz., conservative hybrid fund, balanced hybrid fund or aggressive hybrid fund, dynamic asset allocation fund (or balanced advantage fund), multi asset allocation fund, arbitrage fund and equity savings fund. Illustration 12.1.6 shows that the risk and potential return rise as one moves from left to right.

The risk levels in different categories of mutual fund schemes can be understood with the help of product labelling of Mutual Funds. In 2013, SEBI had introduced product labelling of mutual funds to address the issue of mis-selling and to provide investors an easy understanding of the kind of product/scheme they are investing in and its suitability to them.

All the mutual funds were required to 'Label' their schemes on the parameters such as:

a) Nature of scheme [to create wealth or provide regular income in an indicative time horizon (short/ medium/ long term)]

b) A brief about the investment objective (in a single line sentence) followed by kind of product in which investor is investing (Equity/Debt).

c) Level of risk, depicted by colour code boxes as:

- i. Blue – principal at low risk
- ii. Yellow – principal at medium risk
- iii. Brown – principal at high risk

*[The colour code was required to be described in text beside the colour code boxes]*

d) A disclaimer that investors should consult their financial advisers if they are not clear about the suitability of the product.

Later in April 2015, SEBI reviewed the system of product labelling in mutual funds. It was notified that the level of risk in mutual fund schemes shall be increased from three to five as under:<sup>111</sup>

- i. Low - principal at low risk
- ii. Moderately Low - principal at moderately low risk
- iii. Moderate - principal at moderate risk
- iv. Moderately High -- principal at moderately high risk
- v. High - principal at high risk

The way of presenting the risk levels by mutual funds was also modified. The depiction of risk using colour codes was replaced by pictorial-meter named "Riskometer" which categorises the risk in the scheme at one of five levels of risk. There is also written statement of the risk to the principal below the 'Risk-o-meter'. The risk-o-meter has been explained in Chapter 5.

---

<sup>111</sup>SEBI circular no. CIR/IMD/DF/4/2015 dated April 30, 2015

### **12.3 Scheme Selection based on investment strategy of mutual funds**

For the purpose of selection of mutual fund schemes, the investment objective, the investment strategy and the portfolio characteristics are important factors. As seen earlier, each mutual fund scheme starts with an investment objective. The investment strategy of the schemes is devised in order to achieve the investment objective. The portfolio is constructed in line with the investment strategy. Thus, there is a relation between the three. At the same time, someone evaluating would need to evaluate each one, since there could be multiple strategies in order to achieve the same broad investment objective, and different fund managers may construct different portfolios even within the same investment strategy.

Investors must select the product category based on the strategy and style adopted. Each of them have a different risk and return characteristics. An investor who wants to invest in low-risk equity will consider an index fund or a value fund. On the other hand, an investor willing to take additional risk for better returns will choose a growth fund. An investor in debt who wants better returns will consider a mutual fund generating regular income or a long-term gilt fund, if they have a view that interest rates will decline.

The below discussion looks at the investor's selection of different kinds of mutual fund schemes based on portfolio characteristics, investment strategies and investment objectives.

#### ***Active Fund v/s Passive Funds***

Passive funds are suitable for investors looking for exposure to an asset class without the risks associated with fund manager selection and strategies. Index funds are passive funds and they are not traded on exchanges. They are expected to offer a return in line with the market because they invest in a portfolio that mimics a market index in the securities it invests in and in the weightages allotted to each security in the portfolio. There is no selection risk in index funds because the fund manager has no role in creating the portfolio. For this reason, the costs that an index fund is allowed to charge is also lower since there are no research or other fund management expenses. Exchange Traded Funds (traded on exchanges) are also passive funds that generate returns in line with the index or benchmark. There are no investment strategies used to generate higher returns other than what the index does.

An investor in an active fund is bearing a higher cost for the fund management, and a higher risk to earn returns better than the benchmark. The returns ought to be higher i.e., the scheme should beat the benchmark, to make the investor believe that choice of active scheme was right. This, in no way, means that the higher return is guaranteed. Hence, the quantum of risk is higher in such investments.

Investors who are more interested in the more modest objective of having an equity growth component in their portfolio, rather than the more aggressive objective of beating the equity market benchmark, would be better off investing in an index fund. This again does not mean that the NAV of an index fund will not decline in value. If the benchmark index goes down, then the NAV of the index fund too will go down. However, as suggested earlier, if the investor

has a long enough horizon, then his investment will do well, in line with the overall market.

### ***Open-ended funds v/s close-ended funds***

The big difference between the open-ended funds and close-ended funds may not be about the investment objective, or strategy, but about an operational feature i.e., the exit option.

The significant benefit that open-ended funds offer is liquidity viz. the option of getting back the current value of the unit-holding from the scheme.

In the case of an open-ended scheme, the unit will be bought back by the scheme at the NAV less exit load. In order to provide liquidity facility to investors, open-ended schemes maintain a part of their portfolio in liquid assets. The liquid assets component in the portfolio of an equity fund can dilute the returns that would otherwise have been earned in the equity market.

Open-end schemes are also subject to the risk of large fluctuations in net assets, because of heavy sales or re-purchases. This can put pressure on the fund manager in maintaining the investment portfolio.

A close-ended scheme offers liquidity through its listing on a stock exchange. However, mutual fund units are not that actively traded in the market. A holder of units in a close-ended scheme will need a counterparty in the stock exchange in order to be able to sell his units and recover its value.

The price of units of a closed-end scheme in the stock exchange may be lower than the NAV. There is no limit to this discount. Typically, towards the maturity of the scheme, the market price converges towards the NAV. A closed-ended equity fund allows the fund manager to target better returns by investing in stocks of companies that may realize its potential in some time, or in relatively illiquid stocks with prospects of good returns without the pressure of investor redemptions. Investors may invest in such schemes for the higher returns that such a strategy may provide. However, they do not have the facility of exiting the scheme if they find that the scheme's performance is not as expected. Moreover, investors need to match the maturity of the scheme with when they may require the funds invested since exiting prior to maturity by selling on the stock exchange might not be a viable option.

Investors may choose the close-ended funds only if they can keep the money locked-in such schemes. Anyone, who prefers liquidity option, may want to consider investing in open-ended funds.

### ***The difference between Diversified (Multi-cap, Large-cap, Mid-cap, Large and Mid-cap) Funds, Sector Funds and Thematic Funds***

The critical difference between diversified funds and sector funds is that the multi-sector exposure in a diversified fund makes it less risky. Further, in an actively managed diversified fund, the fund manager performs the role of ensuring higher exposure to the better

performing sectors.

Among the equity funds, some schemes may have a portfolio concentrated in a few stocks. Such scheme category is known as “Focused funds”. These schemes carry higher risk than a diversified fund, due to higher concentration among smaller number of stocks. However, these are less risky than a sector fund.

The sector funds invest in stocks belonging to just one sector of the economy, in order to take advantages within the said sector. The examples of such funds are: Pharma fund, or banking fund.

Sector funds are risky because of the concentration in one sector. If the sector underperforms then the scheme’s returns is likely to be poor. Such funds require the investor to have the skill to understand and interpret the factors that signal that a sector is ready for investment or exit. The returns earned will depend upon entering before the up-cycle in the sector starts and exiting before the downturn begins. Timing is the key to investing in such funds. The higher risk, monitoring and timing involved in such funds make them suitable for the satellite portfolio of the investor.

As someone has aptly put, “Diversification is a protection against ignorance.” In other words, if one is not sure, diversification is always a good idea.

Having said that, one may use the sector funds to increase allocation in certain sectors. This is similar to the core and satellite strategy discussed earlier. In this case, a diversified portfolio may be the core portfolio, whereas the sector funds may be used tactically as the satellite portion.

Some investors are more comfortable identifying promising investment themes (for example, infrastructure), rather than specific sectors (like cement, steel etc.). Such investors can decide on investment themes they would like to buy. Thematic funds invest in stocks across a specific theme, and to that extent, they fall between the diversified fund that can invest across the market and sector funds that invest only within one sector. The examples of such funds are MNC funds, PSU funds, Infrastructure funds, etc.

### ***Large-cap v/s Mid-cap v/s Small Cap Funds***

Equity mutual fund schemes are also categorized based on the market capitalization of the companies the scheme invests in. The portfolio characteristics are evident from the scheme category names, e.g., large cap funds invest in large cap stocks, whereas large and mid-cap funds invest in both large cap stocks and mid-cap stocks.

Large-cap stocks are of established companies that have stable revenues and profitability and the financial strength to withstand competition and economic downturn. Unlike such companies, mid and small caps represent companies that are in the initial stages of growth. When the economy is doing well, such companies see a tremendous growth in revenues and profitability, making them extremely attractive investment options. When industry scenario

is difficult, many mid-cap/small cap companies fall by the way side during economic turmoil, because they lack the resources to survive. As the economy recovers, and investors start investing in the market, the valuations in front-line stocks turn expensive. At this stage, the mid-cap/small cap funds offer attractive investment opportunities. Over a long period, some of the mid-cap and small-cap companies will become large companies, whose stocks are re-rated in the market. The healthy returns on such stocks can boost the returns on mid-cap and small-cap portfolios.

Mid and small cap stocks require careful evaluation and selection. It can therefore be risky to invest a large portion of the investor's portfolio in mid-cap/small cap funds.

Multi cap funds spread the investments across the market capitalization spectrum in order to try and benefit from the opportunities across the market, even while keeping the risk lower than mid-cap and small-cap funds. Similarly, large and mid-cap funds are riskier than large cap funds, but less risky than mid-cap funds. Flexi-cap funds give the fund manager the freedom to invest across market caps.

The investor's need to generate high returns, as well as the risk-taking ability and time horizon are important factors to determine the allocation between the respective scheme categories.

One may consider investing in a multi cap fund and have a near similar allocation within various market capitalization. Such a decision would be in the hands of the fund manager in case of flexi-cap funds. Alternatively, one may pick up schemes from large cap, mid-cap, and small-cap separately and manage the portfolio allocation in one's own way.

### ***Growth or Value funds***

Equity fund managers adopt various different styles of selection of stocks. The most popular among these are the growth style and the value style.

Funds that follow the growth strategy seek to identify companies that are expected to grow at rates higher than the average economic growth rate. Stocks of such companies tend to do well in a bull phase in the markets. However, in a market downturn the price of such stocks tends to fall much more too, making them riskier.

Value strategy seeks to identify stocks that are available at a price that is seen as cheap relative to the value that could be unlocked in the future. Over time, if the fund has been able to select the right stocks and the stock is recognized in the market, the value appreciates.

A growth fund outperforms in a bull market, while the value orientations help a value fund outperform in a falling market. Depending on the risk-profile of the investor, both these types of funds can find a place in the core portfolio of the investor in suitable proportions. Investments in value funds yield benefits over longer holding periods.

### ***International Equity funds***

When an Indian investor invests in equities abroad, he is essentially taking two exposures:

- An exposure on the international equity market.
- An exposure to the exchange rate of the rupee. If the investor invests in the US, and the US Dollar becomes stronger during the period of his investment, he benefits; if the US Dollar weakens (i.e., Rupee becomes stronger), he loses or the portfolio returns will be lower.

Taking this kind of exposure is possible and convenient through the international equity funds, which invest in stocks of companies listed in stock exchanges located outside of India.

Investors might consider investing abroad, for any of the following reasons:

- overall returns (international equity plus exchange rate movement) will be attractive.
- an asset allocation calls for diversifying investments to reduce the risk.
- such schemes provide a way to benefit from a particular opportunity and therefore are best suited to be part of the satellite portfolio of the investor, or a very small exposure in the core portfolio to benefit from the diversification benefits.

### ***Fixed Maturity Plans***

These are close-ended debt funds. Fixed Maturity Plan is ideal when the investor's investment horizon is in sync with the maturity of the scheme, and the investor is looking for a more predictable return than any conventional debt scheme, and a return that is generally superior to what is available in a fixed deposit. The credit risk of the portfolio must be considered. Investment in FMPs cannot be redeemed before the maturity of the scheme, except through the stock exchanges. Thus, keeping the liquidity aspect in mind, it is important for an investor to understand the extent of credit risk that one may want to take.

An investor, who is likely to require the funds anytime, would be better off investing in a normal open-ended debt fund.

Target Maturity Funds (TMFs)

TMFs are gradually replacing FMPs. There are multiple maturity options available from various AMC's, which the investor can choose from. Portfolio comprises Government Securities / State Government Securities / AAA rated PSU companies i.e., top notch. TMFs following an index can be purchased from or redeemed with the AMC in the normal course, like open ended funds. Liquidity is an advantage of TMFs over FMPs.

### ***Short Duration Fund***

Short Duration Funds invest in securities with maturities between 1 year and 3 years. As such they earn returns in line with the market yields. Some funds may take a small exposure to longer term securities to benefit from a gain in value if interest rates are expected to decline.

If it is expected that interest rates in the market would increase it is safer to increase allocation to short duration funds. As the rates rise, the short-term bonds would mature,

allowing the fund manager to deploy the proceeds at higher rates. These funds feature low volatility and can form part of the core portfolio of an investor with low risk-taking ability. The liquidity in the schemes makes them suitable for parking funds for the short-term.

### ***Liquid Funds***

An investor seeking the lowest risk ought to go for a liquid scheme. However, the returns in such instruments are low. The comparable for a liquid scheme in the case of retail investors is a savings bank account. These schemes are suitable for investors looking for a product to park their funds for very short periods (up to 91 days). The schemes are highly liquid and there is negligible volatility, which protects the value of the money parked. Using these schemes for longer periods is not advised since the investor will be needlessly losing out on returns.

Ultra-short term debt funds hold securities with slightly longer tenor than liquid funds, but play the same role in an investor's portfolio. The funds have the feature of low volatility and high liquidity.

### ***Floater Funds***

Floater funds, invest in floating rate instruments. Since floating rate debt securities tend to hold their investment, even if interest rates fluctuate, the NAV of floaters tend to be steady.

The strategy adopted by the debt fund to generate returns may define the suitability for the investor's needs. Certain debt funds focus on earning interest income. The returns from such schemes are likely to be steady and are expected to have low volatility.

However, some funds may be willing to lower the quality of the securities held to earn higher interest income and prospective investors need to be comfortable with this strategy.

Other funds may focus on earning total returns from both coupon income and appreciation in the value of the securities. The fund manager manages the duration of the portfolio depending upon the expectation of interest rate movements. When interest rates are expected to go down, the modified duration of the portfolio is increased so that there are greater gains to the value of the portfolio. The returns from such schemes are likely to be more volatile. There is also the risk of the fund manager's call on interest rate direction being wrong, leading to loss in values. Investors must select the fund strategy that they are comfortable with.

### **Hybrid Schemes**

An investor desirous of having a mix of debt and equity exposures has two options—invest in a mix of equity schemes and debt schemes or investing in any of the hybrid schemes as discussed in Chapter 2 such as conservative hybrid fund, balanced hybrid fund, aggressive hybrid fund etc.

The first option obviously implies more decisions on scheme selection that the investor would

need to take. But the benefit is that the investor has a wide array of scheme options, within both equity and debt scheme categories. Further, the investor would be in a position to work towards a mix of debt and equity that is most appropriate for him.

Investing in a hybrid scheme makes things simpler for the investor, because fewer scheme selection decisions need to be taken. However, the investor would need to go by the debt-equity mix in the investment portfolio of the schemes.

The equity component in a hybrid fund provides the appreciation in value, while the regular returns from the debt component provide the stability to the returns.

Such funds are suitable for investors who want equity exposure but with lower risk. Evaluate the type and extent of equity exposure that the fund takes as a norm to assess the risk in the fund.

Apart from the asset allocation between equity and debt, one must also evaluate the risk taken in the equity component and debt component separately. (Refer the discussion earlier in the chapter). The word “conservative” in the name of conservative hybrid funds category only refers to the equity allocation. Hence, investors should evaluate how the equity portion of the fund is managed i.e., whether the fund invests in large, mid or small cap stocks, if the stocks represent diverse sectors and so on. Based on this the investor can decide on the suitability of the investment. At the same time, one must also check the credit quality of the debt portfolio as well as the duration risk the scheme is exposed to.

Investors need to be cautious of the risk of a variant of hybrid schemes that are structured as dynamic asset allocation schemes.

Further, balanced schemes may be taxed as a non-equity-oriented scheme or an equity scheme depending on the scheme’s investment portfolio.

### **Gold Funds**

Investors need to differentiate between Gold ETF and Gold Sector Funds. The latter are schemes that invest in shares of gold mining and other gold processing companies. The performance of these gold sector funds is linked to the profitability of these gold companies – unlike Gold ETFs whose performance would track the price of gold. When gold metal price increases, gold mining companies with large reserves of gold can appreciate a lot more than the gold metal. Conversely, they can also fall more when gold metal prices decline. The prices of shares of gold mining and other such companies will be also driven by factors other than purely the price of gold. For example, if there are concerns about a company’s management the share prices may see a decline irrespective of the price of gold. On the other hand, ETF NAVs closely track the price of gold since it reflects the value of gold held in custody for the units issued. It makes it a more efficient way to take exposure to gold. Investors therefore need to understand the structure of the gold schemes more closely, before investing.

## **12.4 Selection of Mutual Fund scheme offered by different AMCs or within the scheme category**

Different AMCs have different approaches, styles and value systems in doing business. An investor has to be comfortable with the AMC, before investing in any of its schemes.

### **Matching fund's portfolio with its investment objective**

An investor buying into a scheme is essentially buying into its portfolio. Most AMCs share the portfolio of all their schemes on their website on a monthly basis. Investors should evaluate whether the fund's portfolio reflects its investment objective, and that the fund managers follow the strategy and style that the scheme intends to follow according to its SID. Experienced researchers can also identify how true the fund manager is, to the promised investment style.

For example, a large proportion of fully-valued front-line stocks in the portfolio of a 'value fund' is indicative of the fund manager not being true to the promised investment style. A 'short-term debt fund' that takes significant exposure to long-term debt instruments to generate better returns may be taking on more risk than what the investors are comfortable with. A 'hybrid fund' that takes aggressive equity positions, e.g., higher allocation to small cap stocks, or a concentrated portfolio; or takes aggressive positions in debt securities, e.g., investing in securities with high credit risk, or longer maturity for better returns may be exposing the investors to higher risk than what they signed up for. Similarly, if a liquid fund or ultrashort term debt fund takes high credit risk, the investor may or may not be comfortable with the same. Investors in non-gilt debt schemes should track the credit quality of the portfolio – and watch out for sector concentration in the portfolio, even if the securities have a high credit rating.

### **Fund Manager**

Long-term watchers of mutual fund performance also develop views on AMCs/Fund Managers that are more prescient in identifying changes in market trends. They believe that it is the portfolio manager that makes a huge difference to the scheme's performance.

### ***Fund Performance***

The fund's performance is a primary criterion in its selection from amongst other schemes. The returns that the fund has generated relative to its benchmark are evaluated over a period of time. The fund should ideally have consistently outperformed the benchmark. Typically, not only should it have out-performed in a bull market, but in a falling market it should have been able to protect the downside. In case of equity funds, the performance should be seen for longer periods, at least last 5 years. While for long-term debt funds at least 3 years performance need to be considered, for short-term debts funds, shorter performance period is suitable. The fund's performance against the peer group should also be considered to make the right selection.

The mutual fund provides the cumulative performance of the scheme (i.e., in terms of CAGR), the benchmark and the additional benchmark, depending upon the type of scheme, for the last 1 year, 3 years, 5 years and since inception.<sup>112</sup>

For shorter term debt funds like Liquid funds, the return data is made available for shorter periods such as 7 days, 15 days and 1 month also which are more relevant given the likely holding period of investors in such schemes.

The cumulative returns data helps evaluate how the fund performed for various holding periods. These returns help evaluate the consistency with which the mutual fund was able to generate returns over different periods and market situations. While looking at historical returns, it would be important to note the following:

- Check the scheme's performance relative to the scheme's benchmark
- Compare the scheme's performance with the peer group
- Do both the above comparisons over multiple periods of time, e.g., over rolling periods. One may also consider comparing the scheme performance over various bull and bear market cycles.

### ***Fund Portfolio***

The fund's portfolio has to be evaluated to determine the risk and return in the scheme. In case of equity funds, the level of diversification across sector and stocks, the market segment in which the fund invests, the extent of cash held and the conviction showed in terms of the length of holding in stocks and churn in the portfolio, the strategy adopted for selecting securities for the portfolio and managing it, have to be considered. In case of debt funds, the average maturity and duration of the portfolio, the credit risk profile, the contribution of interest and capital gains to the total returns of the fund, liquid holding in the portfolio, need to be evaluated before making an investment decision.

### ***Fund Age***

A fund with a long history has a track record that can be studied. A new fund managed by a portfolio manager with a lack-lustre track-record is definitely avoidable. A new fund that offers a new investment opportunity should be evaluated for its suitability.

Fund age is especially important for categories of schemes, where there are more investment options, and divergence in performance of schemes within the same category tends to be more. For example, with the SEBI circular on scheme categorization, there may not be large differences in performance across large cap funds, however, there could be major differences in performance across multi-cap funds, since the investment universe is much larger in the

---

<sup>112</sup> To disclose the performance of mutual fund schemes since inception, SEBI has clarified that such disclosure of performance shall be made since the date of allotment of units in the scheme.

latter.

### ***Fund Size***

The size of funds needs to be seen in the context of the proposed investment universe. For an equity fund that intends to invest in large cap stocks, a large fund size may be an advantage, while for a sector fund or a mid-cap fund with limited investment options, a large fund size may be a disadvantage. A large fund size will allow better diversification and economies of scale. A small sized fund on the other hand is more flexible and better able to take advantage of market opportunities.

### ***Portfolio Turnover***

Purchase and sale of securities entails broking costs for the scheme. Frequent churning of the portfolio would not only add to the broking costs, but also be indicative of unsteady investment management.

Portfolio Turnover Ratio is calculated as Value of Purchase and Sale of Securities during a period divided by the average size of net assets of the scheme during the period. Thus, if the sale and purchase transactions for a year amounted to Rs. 10,000 crores, and the average size of net assets is Rs. 5,000 crores, then the portfolio turnover ratio is  $\text{Rs. } 10,000 \text{ crores} \div \text{Rs. } 5,000 \text{ crores}$  i.e., 2 or 200 percent. This means that investments are held in the portfolio, on an average for  $12 \text{ months} \div 2$  i.e., 6 months.

The portfolio turnover needs to be viewed in the light of the investment style. Six month holding period may be too short for a value investment style, but perfectly acceptable for a scheme that wants to benefit from shifts in momentum. A short holding period may indicate that the fund manager is looking for tactical investments to take advantage of short-term market opportunities rather than identifying and investing in fundamentally strong companies for the long-term.

### ***Scheme Running Expenses***

Any cost is a drag on investor's returns. Investors need to be particularly careful about the cost structure of debt schemes, because in the normal course, debt returns can be much lower than equity schemes. Similarly, since index funds follow a passive investment strategy, a high-cost structure is questionable in such schemes.

Risk, return and risk-adjusted returns as parameters to evaluate schemes were discussed earlier in this chapter. These form the basis for mutual fund research agencies to assign a rank to the performance of each scheme within a scheme category (ranking). (See Box 12.1) Some of these analyses cluster the schemes within a category into groups, based on well-defined performance traits (rating).

### **Box 12.1: Evaluation of mutual fund schemes by Research Agencies**

Every research agency has its distinctive methodology for ranking/rating, which are detailed on their websites. Investors should understand the broad parameters, before taking decisions based on the ranking/rating of any agency.

Some research agencies follow a star system for the rating. Thus, a 5-star scheme is better than a 4-star scheme; 4-star scheme is better than 3-star, and so on and so forth. However, in such a case, it is important to understand the rating methodology, and to also check whether the rating agency claims of ratings are an assessment of the past performance or indicative of the future performance of the scheme. In almost all cases, the rating assigned to a scheme is the former, i.e., assessment of the past performance, and has no predictive ability.

Quarterly performance ranking of schemes over a period of time shows that the best ranking fund in a quarter is not necessarily the best ranking fund in the next quarter. Therefore, seeking to be invested in the best fund in every category in every quarter is neither an ideal objective, nor a feasible target proposition. Indeed, the costs associated with switching between schemes are likely to severely impact the investors' returns.

The investor may therefore aim to stay invested in schemes that are in the top "few" in their category on a consistent basis. The "few" could mean 3 to 5, in categories that have few schemes; or the top 10-15 percent, in categories where there are more schemes. Investors need to bear in mind that these rankings and categories are based on historical performance, which may or may not be repeated in future.

The investor also needs to remember that beyond performance of the scheme, taxes and exit loads make a big difference to the investor's return.

### **12.5 Selecting options in mutual fund schemes**

The underlying returns in a scheme, arising out of its portfolio and cost economics, is what is available for investors in its various options viz. Income distribution cum capital withdrawal (Dividend) payout, Income distribution cum capital withdrawal (dividend) re-investment and growth options.

Income distribution cum capital withdrawal (*Dividend*) *payout option* has the benefit of money flow to the investor; growth option has the benefit of letting the money grow in the fund on gross basis (i.e., without annual taxation).

*Re-purchase transactions* are treated as a sale of units by the investor. Therefore, there can be an element of capital gain (or capital loss), if the re-purchase price is higher (or lower) than the cost of acquiring those units. Some investors may like to book such a capital gain (or capital loss) to set it off against some other capital loss (or capital gain), where such set off is permitted. The broad set-off rules, including the differential treatment of long term and short term, were discussed earlier.

The Income distribution cum capital withdrawal (dividend) pay-out option seems attractive for investors wanting a regular income. It should however be kept in mind that even in a mutual fund scheme with a monthly pay-out option, dividend declaration is a function of distributable surplus. If there is no surplus to distribute, dividend cannot be declared. Therefore, the investor is not assured of dividend in the scheme even when there is a monthly dividend option. It is for this reason, that the need for regular income is better met through a SWP for the requisite amount. Sale of units under an SWP may have STT implication (equity schemes) and capital gains tax implication (equity and debt schemes).

Dividend income is subject to tax as per the applicable tax slab of the respective investor. The tax on dividend reduces the returns for the investor. Thus, Income distribution cum capital withdrawal (dividend) option is not preferable, except in case of tax-exempt investors. As seen earlier, SWP can take care of any need for a regular income. The capital gains tax impact however, would need to be checked.

Thus, taxation and liquidity needs are a factor in deciding between the options. The distributor needs to understand the investor's situation before deciding on the suitability of the option.

## **12.6 Do's and Don'ts while selecting mutual fund schemes**

While selecting the mutual fund schemes, there are few things that a mutual fund distributor must keep in mind. Some of them are listed below:

### **Ensuring suitability**

SEBI regulation on Fraudulent and Unfair Trade Practices also apply to sale of mutual fund units. In order to comply with this regulation, the distributor is required to ensure the scheme's suitability to the investor's needs and situation.

### **Sticking to investor's asset allocation**

As discussed earlier in the chapter, the asset allocation for the investor is based on the investor's situation and goals. Therefore, it is a prudent approach to keep the asset allocation at the core of selection of schemes sold to the investor.

### **Chasing past performance**

The mutual fund advertisements use the disclaimer: "Past performance may or may not be sustained in future". There is a reason for that. As experience has shown time and again, the top performers during one period may not necessarily remain as a top performer forever or near the other top performers and vice versa. In such a case, simply buying into a scheme due to good returns in the recent past may not be a wise approach.

### **Understanding the investment objective and investment strategy of the scheme**

In order to evaluate various mutual fund schemes, it is important to consider the scheme's investment objective and strategy. Both of these can help one understand what to expect

from the scheme

### **Keeping an eye on the taxes and loads**

Both taxes and loads reduce investment returns. Therefore, it is important for the distributor to consider these two aspects during repurchases/redemptions. This means that when there is a need to withdraw money from a scheme, the distributor must assess the implications of capital gains tax and exit loads.

Likewise, one must also compare the taxation aspects in case of dividend and growth options periodically to evaluate the impact of tax on returns.

### **Developing a consistent methodology for scheme selection**

It would help a mutual fund distributor to have a consistent approach in scheme selection. It is also important to keep this methodology in writing so that one stays on course.

## Chapter 12-Sample Questions

1. Which of the following scheme categories would be considered the least risky in terms of credit risk?
  - a. Credit risk fund
  - b. Corporate bond fund
  - c. Dynamic bond
  - d. **Gilt fund**
  
2. For an investor to get a quick sense of the level of risk involved in a mutual fund scheme, SEBI suggested a simplified framework known as\_\_\_\_\_.
  - a. **Risk-o-meter**
  - b. Risk factors
  - c. Fact sheet
  - d. Investor's risk profile
  
3. Passive funds are safe, as the NAV of such funds do not go down even when the respective markets fall. State whether this is True or False.
  - a. True
  - b. **False**
  
4. Which among the following schemes would have lower risk of concentration?
  - a. **Multi-cap fund**
  - b. Focused fund
  - c. Thematic fund
  - d. Sector fund
  
5. \_\_\_\_\_are close-ended debt funds.
  - a. **Fixed maturity plans (FMPs)**
  - b. Overnight funds
  - c. Dynamic debt funds
  - d. Arbitrage funds
  
6. A focused mutual fund is riskier than a diversified mutual fund. State whether true or false.
  - a. **True**
  - b. **False**
  
7. Which of the following is true regarding the risk-return profile of mutual fund schemes?
  - a. Moving from liquid funds to debt funds, investment risk increases
  - b. Moving from liquid funds to equity funds, potential return increases
  - c. **Both a and b**
  - d. Neither a nor b

***Appendix 1: Fifth Schedule of Securities and Exchange Board of India (Mutual Funds) Regulations, 1996 [Regulations 18(22), 25(16), 68(h)]***

**CODE OF CONDUCT**

1. Mutual funds schemes should not be organised, operated, managed or the portfolio of securities selected, in the interest of sponsors, directors of asset management companies, members of Board of trustees or directors of Trustee Company, associated persons 239 [as] in the interest of special class of unitholders other than in the interest of all classes of unitholders of the scheme.
2. Trustees and asset management companies must ensure the dissemination to all unitholders of adequate, accurate, explicit and timely information fairly presented in a simple language about the investment policies, investment objectives, financial position and general affairs of the scheme.
3. Trustees and asset management companies should avoid excessive concentration of business with broking firms, associates and excessive holding of units in a scheme among a few investors.
4. Trustees and asset management companies must avoid conflicts of interest in managing the affairs of the schemes and keep the interest of all unitholders paramount in all matters.
5. Trustees and asset management companies shall ensure that the assets and liabilities of each scheme are segregated and ring-fenced from other schemes of the mutual fund; and bank accounts and securities accounts of each scheme are segregated and ring-fenced.
6. Trustees and asset management companies shall carry out the business and invest in accordance with the investment objectives stated in the scheme related documents and take investment decision solely in the interest of unitholders.
7. Trustees and asset management companies must not use any unethical means to sell market or induce any investor to buy their schemes.
8. Trustees and the asset management company shall maintain high standards of integrity and fairness in all their dealings and in the conduct of their business.
9. Trustees and the asset management company shall render at all times high standards of service, exercise due diligence, ensure proper care and exercise independent professional judgment.
10. The asset management company shall not make any exaggerated statement, whether oral or written, either about their qualifications or about capability to render investment management services or their achievements.

11.(a) The sponsor of the mutual fund, the trustees or the asset management company or any of their employees shall not render, directly or indirectly any investment advice about any security in the publicly accessible media, whether real-time or non-real-time, unless a disclosure of his interest including long or short position in the said security has been made, while rendering such advice.

(b) In case an employee of the sponsor, the trustees or the asset management company is rendering such advice, he shall also disclose the interest of his dependent family members and the employer including their long or short position in the said security, while rendering such advice.

## **Appendix 2: AMFI Code of Ethics**

### **1.0 INTEGRITY**

**1.1** Members and their key personnel, in the conduct of their business shall observe high standards of integrity and fairness in all dealings with investors, issuers, market intermediaries, other members and regulatory and other government authorities.

**1.2** Mutual Fund Schemes shall be organized, operated, managed and their portfolios of securities selected, in the interest of all classes of unit holders and not in the interest of:

- sponsors
- directors of Members
- members of Board of Trustees or directors of the Trustee company
- brokers and other market intermediaries
- associates of the Members
- a special class selected from out of unitholders

### **2.0 DUE DILIGENCE**

**2.1** Members in the conduct of their Asset Management business shall at all times

- Render high standards of service.
- Exercise due diligence.
- Exercise independent professional judgment.

**2.2** Members shall have and employ effectively adequate resources and procedures that are needed for the conduct of Asset Management activities.

### **3.0 DISCLOSURES**

**3.1** Members shall ensure timely dissemination to all unitholders of adequate, accurate, and explicit information presented in a simple language about the investment objectives, investment policies, financial position and general affairs of the scheme.

**3.2** Members shall disclose to unitholders investment pattern, portfolio details, ratios of expenses to net assets and total income and portfolio turnover wherever applicable in respect of schemes on annual basis.

**3.3** Members shall in respect of transactions of purchase and sale of securities entered into with any of their associates or any significant unitholder.

- Submit to the Board of Trustees details of such transactions, justifying its fairness to the scheme.
- Disclose to the unitholders details of the transaction in brief through annual and half-yearly reports.

**3.4** All transactions of purchase and sale of securities by key personnel who are directly involved in investment operations shall be disclosed to the compliance officer of the member at least on half yearly basis and subsequently reported to the Board of Trustees if found having conflict of interest with the transactions of the fund.

#### **4.0 PROFESSIONAL SELLING PRACTICES**

**4.1** Members shall not use any unethical means to sell, market or induce any investor to buy their products and schemes

**4.2** Members shall not make any exaggerated statement regarding performance of any product or scheme.

**4.3** Members shall endeavor to ensure that at all times

- Investors are provided with true and adequate information without any misleading or exaggerated claims to investors about their capability to render certain services or their achievements in regard to services rendered to other clients,
- Investors are made aware of attendant risks in members' schemes before any investment decision is made by the investors,
- Copies of prospectus, memoranda and related literature is made available to investors on request,
- Adequate steps are taken for fair allotment of mutual fund units and refund of application moneys without delay and within the prescribed time limits and,
- Complaints from investors are fairly and expeditiously dealt with.

**4.4** Members in all their communications to investors and selling agents shall

- Not present a mutual fund scheme as if it were a new share issue
- Not create unrealistic expectations
- Not guarantee returns except as stated in the SID, and in such case, the Members shall ensure that adequate resources will be made available and maintained to meet the guaranteed returns.
- Convey in clear terms the market risk and the investment risks of any scheme being offered by the Members.
- Not induce investors by offering benefits that are extraneous to the scheme.

- Not misrepresent either by stating information in a manner calculated to mislead or by omitting to state information that is material to making an informed investment decision.

## **5.0 INVESTMENT PRACTICES**

- 5.1** Members shall manage all the schemes in accordance with the fundamental investment objectives and investment policies stated in the SID and take investment decisions solely in the interest of the unit-holders.
- 5.2** Members shall not knowingly buy or sell securities for any of their schemes from or to
- any director, officer, or employee of the member
  - any trustee or any director, officer, or employee of the Trustee Company

## **6.0 OPERATIONS**

- 6.1** Members shall avoid conflicts of interest in managing the affairs of the schemes and shall keep the interest of all unit-holder's paramount in all matters relating to the scheme.
- 6.2** Members or any of their directors, officers or employees shall not indulge in front running (buying or selling of any securities ahead of transaction of the fund, with access to information regarding the transaction which is not public and which is material to making an investment decision, so as to derive unfair advantage).
- 6.3** Members or any of their directors, officers or employees shall not indulge in self-dealing (using their position to engage in transactions with the fund by which they benefit unfairly at the expense of the fund and the unit-holders).
- 6.4** Members shall not engage in any act, practice or course of business in connection with the purchase or sale, directly or indirectly, of any security held or to be acquired by any scheme managed by the Members, and in purchase, sale and redemption of units of schemes managed by the Members, which is fraudulent, deceptive or manipulative.
- 6.5** Members shall not, in respect of any securities, be party to-
- creating a false market,
  - price rigging or manipulation
  - passing of price sensitive information to brokers, Members of stock exchanges and other players in the capital markets or take action which is unethical or unfair to investors.
- 6.6** Employees, officers and directors of the Members shall not work as agents/ brokers for selling of the schemes of the Members, except in their capacity as employees of the Member or the Trustee Company.
- 6.7** Members shall not make any change in the fundamental attributes of a scheme, without the prior approval of unit-holders except when such change is consequent on changes in the regulations.

**6.8** Members shall avoid excessive concentration of business with any broking firm, and excessive holding of units in a scheme by few persons or entities.

## **7.0 REPORTING PRACTICES**

**7.1** Members shall follow comparable and standardized valuation policies in accordance with the SEBI Mutual Fund Regulations.

**7.2** Members shall follow uniform performance reporting on the basis of total return.

**7.3** Members shall ensure scheme-wise segregation of cash and securities accounts.

## **8.0 UNFAIR COMPETITION**

Members shall not make any statement or become privy to any act, practice or competition, which is likely to be harmful to the interests of other Members or is likely to place other Members in a disadvantageous position in relation to a market player or investors, while competing for investible funds.

## **9.0 OBSERVANCE OF STATUTES, RULES AND REGULATIONS**

Members shall abide by the letter and spirit of the provisions of the Statutes, Rules and Regulations which may be applicable and relevant to the activities carried on by the Members.

## **10.0 ENFORCEMENT**

Members shall:

- widely disseminate the AMFI Code to all persons and entities covered by it
- make observance of the Code a condition of employment
- make violation of the provisions of the code, a ground for revocation of contractual arrangement without redress and a cause for disciplinary action
- require that each officer and employee of the Member sign a statement that he/she has received and read a copy of the Code
- establish internal controls and compliance mechanisms, including assigning supervisory responsibility
- designate one person with primary responsibility for exercising compliance with power to fully investigate all possible violations and report to competent authority
- file regular reports to the Trustees on a half yearly and annual basis regarding observance of the Code and special reports as circumstances require
- maintain records of all activities and transactions for at least three years, which records shall be subject to review by the Trustees
- dedicate adequate resources to carrying out the provisions of the Code

## **11.0 DEFINITIONS**

When used in this code, unless the context otherwise requires

(a) AMFI

“AMFI” means the Association of Mutual Funds in India

(b) Associate

“Associate” means and includes an ‘associate’ as defined in regulation 2(c) of SEBI (MutualFund) Regulations 1996.

(c) Fundamental investment policies

The “fundamental investment policies” of a scheme managed by a member means the investment objectives, policies, and terms of the scheme, that are considered fundamental attributes of the scheme and on the basis of which unitholders have invested in the scheme.

(d) Member

A “member” means the member of the Association of Mutual Funds in India.

(e) SEBI

“SEBI” means Securities and Exchange Board of India.

(f) Significant Unit holder

A “Significant Unit holder” means any entity holding 5 percent or more of the total corpus of any scheme managed by the member and includes all entities directly or indirectly controlled by such a unit holder.

(g) Trustee

A “trustee” means a member of the Board of Trustees or a director of the Trustee Company.

(h) Trustee Company

A “Trustee Company” is a company incorporated as a Trustee Company and set up for the purpose of managing a mutual fund.

## **Appendix 3: AMFI's Code of Conduct for Intermediaries of Mutual Funds**

### **Code of Conduct for Mutual Fund Distributors**

#### **I. Purpose and Scope of the Code**

- a. This Code of Conduct ("**Code**") requires Mutual Fund Distributors to demonstrate the core values of being a fiduciary by establishing professional standards in their dealings with the investors, Asset Management Companies ("**AMCs**"), and other distributors so as to exemplify the values of transparency, competency, fairness, integrity and thereby seek to inspire and maintain trustworthiness in the profession of distribution of Mutual Fund schemes.
- b. This Code applies to all persons and entities who are registered with the Association of Mutual Funds in India (AMFI) as mutual fund distributors i.e., holders of AMFI Registration Number ("**ARN**") (referred to as "**MFDs**" in this Code) and is binding on all the Directors/partners, members, sub-distributors, employees and representatives of the MFDs (collectively referred to as "**Representatives**" in this Code). The term "MFDs" is deemed to include the sales personnel of the MFDs engaged in marketing, sale and distribution of mutual fund products.

#### **II. Obligations of the MFDs**

##### **1. Fiduciary Duty**

- a. MFDs must consider investor's interest as paramount and exercise due diligence, take proper care and exercise independent professional judgment in the best interest of the investor.
- b. MFDs should try to avoid conflict of interest as far as possible, and when it cannot be avoided, they shall ensure that appropriate disclosures are made to the investors, and that the investors are treated fairly. Further, while selling Mutual Fund products of their group/affiliate/associates, MFDs shall make appropriate disclosures to the investors regarding the conflict of interest arising from distribution of such Mutual Fund scheme.
- c. MFDs shall ensure that financial incentive should not form the basis for recommending any particular scheme or transaction to any investor. MFDs shall promote a culture of ethics and integrity within the organization, so as to dissuade unfair practices, conflicts, aggressive sales tactics and other inappropriate conduct directed to achieve sales targets in disregard of its fiduciary duty of care, diligence and loyalty.
- d. MFDs shall not rebate or pass-back commission to investors and shall refrain from attracting investors through inducement of rebate or gifts / gift-vouchers etc.
- e. MFDs shall not collude or undertake malpractices such as:
  - i. encouraging over transacting and churning of investments to earn higher commissions.
  - ii. splitting applications to earn higher transaction charges / commissions<sup>113</sup>.

---

<sup>113</sup> SEBI has withdrawn the transaction charges: <https://www.sebi.gov.in/legal/circulars/aug-2025/transaction-charges->

- iii. participating in payment defaults (such as dishonoring of cheques) or diversion of funds.
- iv. making false claims for or participating in wrongful dividend / redemption payouts.
- v. carrying out unethical practices such as churning, selling unsuitable products to clients, selling of units of schemes of any mutual fund, directly or indirectly, by making false or misleading statements, concealing or omitting material facts of the scheme, concealing the associated risk factors of the schemes, etc.

## 2. Compliance related obligations

- a. MFDs shall adhere to Securities and Exchange Board of India (Mutual Funds) Regulations, 1996 ("**Mutual Fund Regulations**") and guidelines/circulars issued by Securities and Exchange Board of India ("**SEBI**") and AMFI, from time to time, pertaining to distributors, selling, distribution and advertising practices (including the preparation of sales promotional literature and content) and code of conduct. Performance disclosures should also comply with the requirements specified by SEBI. MFDs must also adhere to restrictions prescribed under other SEBI Regulations as may be applicable to their marketing, selling and distribution activities, for example, obligation on segregation of distribution and advisory services mandated under SEBI (Investment Advisers) Regulations, 2013.
- b. MFDs shall comply with the Know Your Distributor ("**KYD**") norms prescribed by AMFI. MFDs shall be diligent in attesting / certifying investor documents and performing In-Person Verification ("**IPV**") of investors for the KYC process in accordance with the guidelines prescribed by AMFI / KYC Registration Agency ("**KRA**") from time to time.
- c. MFDs should endeavor to be fully conversant with the key provisions of the Scheme Information Document ("**SID**"), Statement of Additional Information ("**SAI**") and Key Information Memorandum ("**KIM**") as well as the operational requirements of various schemes and should explain to the investors the key features (including fundamental attributes) of the schemes and any risk associated therein.
- d. In order to assess suitability of the Mutual Fund scheme being marketed, the MFDs should seek information from their clients about their financial status, investment experience and investment objectives.
- e. MFDs shall ensure that their Representatives have the necessary education and experience to perform their respective services.
- f. MFDs and their Representatives shall maintain confidentiality of all information relating to the AMCs and investors, and shall not:

- i. share or publish such information in any private or public forum without prior written consent of the concerned AMC/investor
  - ii. share or make any disclosure to any third party except pursuant to any filings or disclosures as may be required under applicable law or order of any court or regulatory body.
  - iii. share data with Group Companies for cross marketing.
- g. MFDs and their Representatives shall comply with the Data Sharing Principles prescribed by AMFI and the applicable laws on Personal Data Protection.
- h. MFDs shall adhere to contractual agreements with AMC relating to data privacy to ensure that the data is always protected, used only for the purpose for which it was obtained and purged as soon as the data is no longer required to be stored for rendering services for which it was collected or stored securely.
- i. MFDs shall ensure that they and their sub-distributors are compliant with SEBI regulations, AMFI guidelines and code of conduct at all times and also that all their sub-distributors have a valid ARN. In other words, principal MFD should not engage or continue to engage a sub-distributor whose ARN is rendered invalid.

### **3. Infrastructure, record keeping and other related obligations**

- a. **Physical Infrastructure:** MFDs should maintain necessary infrastructure to support the AMCs in maintaining high service standards to investors and ensure that critical operations such as forwarding /submission of forms and cheques etc. to AMCs/RTAs are appropriately supported.
- b. **Digital Infrastructure:** In view of increased initiatives towards digitization of mode of performance of services, including new client on-boarding, transaction processing and ongoing servicing for investors, MFDs should adopt adequate information technology related infrastructure, including in relation to cyber security measures to maintain confidentiality of electronic data during collection, transmission and storage as well as to mitigate risks related to execution of Mutual Fund transactions through digital platforms.
- c. **Internal control, financial and operational resources:** The MFDs should have internal control procedures and financial and operational systems and processes which can be reasonably expected to detect and prevent mis-selling as well as mitigate financial loss arising from fraud and other dishonest acts, professional misconduct or omissions, theft, or force majeure events. MFDs are encouraged to take up appropriate insurance coverage for their activities.

- d. **Record keeping:** MFDs should maintain adequate records in relation to clients, whether in physical or digital form, as applicable, in compliance with the applicable laws and SEBI regulations, including KYC records as well as correspondence with the investors on particular scheme or transaction suitability and consent/dissent of the investors.

#### **4. Client related obligations**

- a. MFDs shall provide full and updated information on schemes, as provided to them by the AMCs, to the investors including SAI, SID, addenda, performance reports, fact sheets, portfolio disclosures and brochures. MFDs shall not deliberately withhold or omit any material fact or information supplied to them by the AMCs from any investor that the investor should know or may want to know, including information about particular scheme or transaction not being appropriate for the investor.
- b. MFDs shall highlight risk factors of each scheme to their investors, desist from making any misrepresentation or exaggerated statements or conceal associated risk factors of a scheme and shall advise and urge their investors to go through SAI/SID/KIM before deciding to make investments.
- c. MFDs shall disclose to the investors all material information including all commissions (in the form of trail commission or any other mode) received or receivable by them for the different competing schemes of various Mutual Funds from amongst which the scheme is being recommended to the investor.
- d. MFDs shall disclose to their clients the list of mutual funds they are affiliated with and inform to the clients that the information provided is limited to the mutual fund products that are being distributed/promoted by the MFDs and also inform the clients that the clients may also consider other alternate products, which are not being offered by the MFDs before making investment decision.
- e. If the MFD is an associate/group company/ sponsor of AMC of a mutual fund, the MFD shall, while providing suggestions to investor, disclose all material information about its association with the concerned AMC and the total amount of commission received/receivable.
- f. In terms of SEBI letter no. SEBI/IMD1/DoF-1/SK/2021/25517/1 dated September 06, 2021, MFDs cannot deal in Direct Plans. MFDs shall ensure that on any digital platform provided by MFD for offering investment facility to investor, it is categorically disclosed that the scheme the investor is subscribing to is of Regular Plan which involves payment of commission to MFD. The link for the rate of commission received or receivable by the MFD for the different competing schemes of various Mutual Funds shall be prominently displayed on the platform indicating the same as a hyperlink. Further, a link to the

scheme offer documents (SID/SAI/KIM) shall also be prominently displayed on the concerned page.

- g. MFDs shall (i) not provide any indicative portfolio or indicative yield or indicative return for any particular scheme or transaction and (ii) abstain from indicating or assuring returns for any particular scheme or transaction.
- h. MFDs engaged in providing other financial services in addition to distribution of mutual fund products, where other financial products with assured return are being offered to clients, MFDs and their employees shall ensure that they do not mis-sell mutual fund products on the basis of indicative or assured return or regular income to the customers seeking to make investments. It shall be explained to the clients that MF investments are not guaranteed or assured return products and that the principal amount may be exposed to risk of loss.
- i. To prevent submission of fraudulent, incomplete, tampered or incorrect forms or applications, MFDs shall set up adequate training and processes to ensure that:
  - (i) information in the application forms (including address and contact details) is filled diligently with the investor's own, accurate and complete information. Whether requested by the investor or not, the contact details / information of the MFDs' Representatives or any other third party is not filled in the application forms, so as to pass-off as the information relating to the investor;
  - (ii) any additions, revisions to the investor's contact details / information is done only upon receipt of such information from the investor or the investor's authorized person,
  - (iii) application forms submitted by the investor are not tampered with, whether by inserting, deleting or modifying any information / field in the application forms,
  - (iv) EUIN of the concerned employee of the MFD is written on the application forms for identification.
- j. MFDs shall endeavor to resolve investor grievances/ complaints arising out of marketing, sale and distribution activities and shall provide complete assistance to the AMCs for redressal of grievances/ complaints.
- k. MFDs shall use marketing material as is provided to them by the AMCs and shall not design their own marketing materials in respect of any scheme or display the name, logo, mark of any AMC without the prior written approval of the AMC.
- l. MFDs shall draw attention of their clients to the disclosures made in the SID/SAI/ /KIM relating to general risks of investing through mutual fund schemes as well as scheme specific risks such as (i) returns being subject to market risk including loss of capital on account of market volatility, force majeure events, changes in political and economic environment, default by issuers of securities to mutual funds, bankruptcy or insolvency of

issuers and potential segregation of portfolio by AMC in such circumstances; (ii) suspension of redemption facility in case the scheme faces liquidity crisis; (iii) risks associated with subscription to new fund offering of the scheme such as price volatility risk, liquidity risk and delisting risk; (iv) winding up of schemes on account of illiquid instruments, higher volume of redemption requests from the investors or on account of unforeseen market events.

m. MFDs shall ensure that comparisons, if any, are made with similar and comparable schemes/ products along with complete facts.

## **5. Other obligations**

- a. Individual MFDs shall obtain NISM certification and register themselves with AMFI and obtain ARN and Employee Unique Identification Number (EUIN) from AMFI. The NISM certification and AMFI registration shall be renewed on a timely basis. Non-individual MFDs shall register themselves with AMFI and obtain the ARN, and shall ensure that their sales personnel or Representatives engaged in marketing, sale and distribution of mutual fund products hold a valid NISM certificate and AMFI registration / EUIN. Employees of the MFD in other functional areas should also be encouraged to obtain appropriate NISM certification. MFDs shall quote a valid ARN and EUIN in the client's application / transaction feed, in order to place transactions in Regular Plan and receive commissions
- b. MFDs shall ensure that their Representatives undergo training on proper conduct for their sales, marketing and distribution activities and focusing on (i) awareness and understanding of their fiduciary obligations towards investors, (ii) adequate procedures to be followed in performance of their functions so as to prevent and detect any frauds and errors, and (iii) responsible usage of social media platform with respect to content standards, authenticity and approval for the information, frequency of usage and other ethical practices.
- c. MFDs shall co-operate with and provide assistance, to AMCs, AMFI, SEBI, competent authorities, due diligence agencies appointed by AMFI/AMCs (as applicable) in relation to their services to the AMCs including by providing copies of relevant documents of the investors in their possession as may be required by AMCs from time to time or as may be called for by SEBI/AMFI / competent authority pursuant to any investigation or other proceeding.
- d. MFDs shall promptly intimate the AMC and AMFI any change in the MFD's status, constitution, address, contact details or any other information provided at the time of obtaining ARN.
- e. MFDs shall refund to the AMCs, (either by set off against future commissions or by payment) all incentives of any nature, including commissions received, that are subject to clawback as per SEBI regulations or the terms and conditions issued by the respective AMC.

- f. MFDs shall immediately notify the AMC and AMFI, in writing, if any of its Representatives has committed any act amounting to moral turpitude, financial irregularities or has been arrested by the police or whose employment/service has been terminated on account of any of the aforesaid bad acts.
- g. Pursuant to Regulation 3 (3) of the SEBI (Investment Advisers) Regulations, 2013, MFDs shall not use terms such as Adviser / Advisor / Financial Adviser/ Investment Adviser/ Wealth Adviser/Wealth Manager/Wealth Managers, Consultant/s, etc. or any other similar name in their name, unless registered with SEBI as an Investment Adviser. The name of an MFD should reflect the registration held by the entity and should not in any way create an impression of performing a role for which the entity is not registered. The registered name of the MFD shall not contain any misleading phrase about the role of the entity. Thus, every MFD, while dealing in distribution of mutual fund schemes/products, should clearly specify to the client that he /she is acting as a MFD.

MFDs shall mention/display a tagline, “AMFI-registered Mutual Fund Distributor” along with / below their name, in a clear and legible font of at least font size 12, in all forms of printed communication. MFD shall display their name and tagline in a clear and legible font in all forms of communication i.e., website, mobile app, printed or electronic materials, business card, sign board etc.

## **6. Obligations towards integrity of the Mutual Fund industry**

- a. MFDs shall not indulge in fraudulent or unfair trade practices of any kind while marketing, selling or distributing any Mutual Fund scheme. MFDs and their Representatives must observe high standards of integrity and consistently conduct their dealings in a manner to uphold the professional image of the Mutual Fund industry.
- b. MFDs, shall refrain from making false or defamatory statements about any AMC, AMFI, Mutual Fund schemes or other MFDs in any private or public forum (including chat groups, social media, print or electronic press, conferences etc.). MFDs shall maintain professional decorum, provide fair and balanced perspective and not participate in transmitting untrue statements or rumors so as to malign any AMC or Mutual Fund scheme or bring disrepute to any AMC, AMFI or the Mutual Fund industry. Any written or oral communication should be based on facts and be presented in an unbiased manner so as not to mislead the public.

## **Appendix 4 - Additional knowledge resources**

1. Format of Scheme Information Document: [https://www.sebi.gov.in/legal/circulars/nov-2023/simplification-and-streamlining-of-offer-documents-of-mutual-fund-schemes\\_78665.html](https://www.sebi.gov.in/legal/circulars/nov-2023/simplification-and-streamlining-of-offer-documents-of-mutual-fund-schemes_78665.html) and [https://www.sebi.gov.in/legal/master-circulars/jun-2024/master-circular-for-mutual-funds\\_84441.html](https://www.sebi.gov.in/legal/master-circulars/jun-2024/master-circular-for-mutual-funds_84441.html)
2. Formats of Statement of Additional Information and Key Information Memorandum: [https://www.sebi.gov.in/legal/master-circulars/jun-2024/master-circular-for-mutual-funds\\_84441.html](https://www.sebi.gov.in/legal/master-circulars/jun-2024/master-circular-for-mutual-funds_84441.html)
3. KYC related information and forms: <https://www.amfiindia.com/kyc>
4. Indian and Global mutual fund industry: <https://www.amfiindia.com/research-information/other-data/industry-data-analysis>
5. Worldwide and US trends and data <https://www.ici.org/statistics>
6. Draft new fund offers <https://www.sebi.gov.in/sebiweb/home/HomeAction.do?doListing=yes&sid=3&ssid=39&smid=37>
7. Scheme Information Document filed by mutual funds for their schemes <https://www.sebi.gov.in/sebiweb/other/OtherAction.do?doMutualFund=yes&mftype=2>
8. Key Information Memorandum of Mutual funds <https://www.sebi.gov.in/sebiweb/other/OtherAction.do?doMutualFund=yes&mftype=3>
9. Statement of Additional Information of Mutual funds <https://www.sebi.gov.in/sebiweb/other/OtherAction.do?doMutualFund=yes&mftype=1>
10. Mutual fund basics to educate investors <https://www.amfiindia.com/investor-corner/>
11. Data about mutual funds and flows <https://www.amfiindia.com/research-information/amfi-monthly>
12. Mutual fund scheme performance data <https://www.amfiindia.com/research-information/other-data/mf-scheme-performance-details>



## NATIONAL INSTITUTE OF SECURITIES MARKETS

### **NISM Registered Office**

5th floor, NCL Cooperative Society,  
Plot No. C-6, E-Block, Bandra Kurla Complex,  
Bandra East, Mumbai, 400051  
Tel: +91-22-41738811

### **NISM Campus**

Plot No. IS 1 & 2, Patalganga Industrial Area,  
Mohopada, District Raigad,  
Maharashtra-410222  
Tel: +91-2192-668300

### **NISM Bhavan**

Plot No. 82, Sector-17,  
Vashi, Navi Mumbai, Maharashtra-400703  
Tel: +91-22-66735100/5101  
Fax: 022-66735110

[www.nism.ac.in](http://www.nism.ac.in)